



**MENDOCINO COUNTY
BEHAVIORAL HEALTH
ADVISORY BOARD**

REGULAR MEETING

AGENDA

**March 18, 2026
1:00 PM – 3:30 PM**

Location: Health Services, Conference Room 1,
1120 S. Dora Street, Ukiah, CA 95482

Chairperson
Jo Bradley

Vice Chair
Mo Mulheren

Secretary/Treasurer
Jenniffer Estevo

BOS Supervisor
Mo Mulheren

MEMBERSHIP:

ANTHONY BAROZA, 25 YRS AND UNDER
JO BRADLEY, 5TH DISTRICT
MARK DONEGAN, VETERAN
JENNIFFER ESTEVO, 2ND DISTRICT
DENISE GORNY, 1ST DISTRICT

PERRI KALLER, 3RD DISTRICT
TIM BOSMA, 4TH DISTRICT
MARTIN MARTINEZ, 5TH DISTRICT
GINA DANNER, LOCAL EDUCATION AGENCY

OUR COMMITMENT: *“To be committed to individuals, their families, and the delivery of quality care with the goals of recovery, human dignity, and the opportunity for participants to meet their full potential.”*

	Agenda Item / Description	Action
1. 3 minutes	Call to Order, Roll Call, Quorum Notice, & Approve Agenda: <i>Review and Possible Action.</i>	Board Action:
2. 10 minutes (Maximum)	Public Comments: <i>Members of the public wishing to comment on the BHAB will be recognized now. Any additional comments can be provided through email to bhboard@mendocinocounty.gov</i>	Board Action:
3. 5 minutes	Approval of Minutes from February 25, 2026, Regular Meeting: <i>Review and Possible Action</i>	Board Action:
4. 15 minutes	Mendocino County Youth Project Report – Amanda Archer/Designee A. Services Update	Board Action:
5. 15 minutes	Redwood Community Services Report – Victoria Kelly/Designee A. Services Update	Board Action:
6. 15 minutes	Tapestry Report – Kendra Palma/Designee A. Services Update	Board Action:

7. 15 minutes	Mendocino County Hospitality Center Report – <i>Paul Davis/Designee</i> A. Services Update	Board Action:
8. 15 minutes	Anchor Health Management Report – <i>Anchor Health Management Inc.</i> A. Services Update	Board Action:
9. 15 minutes	Mendocino County Specialty Mental Health Report – <i>Karen Lovato, Deputy Director BHRS Operations</i> A. Services Update	Board Action:
10. 10 minutes	Mendocino County Report: <i>Jenine Miller, Director of Health Services</i> A. Director Report Questions B. Federal Updates C. Legislative Updates D. PHF Updates E. Grant Updates	Board Action:
11. 10 minutes	Board & Committee Reports: <i>Discussion and Possible Action</i> A. Chair – <i>Jo Bradley</i> o April 15 Meeting in Covelo B. Vice Chair – <i>Mo Mulheren</i> C. Secretary/Treasurer – <i>Jenniffer Estevo</i> D. Appreciation Committee – <i>Member Martinez</i> o Current/Past BHAB Member Appreciation E. Membership Committee – <i>Member Baroza & Member Bosma</i>	Board Action:
12. 5 minutes	Member Comments:	Board Action:
13. 2 minutes	Adjournment:	Board Action:

AMERICANS WITH DISABILITIES ACT (ADA) COMPLIANCE

The Mendocino County Behavioral Health Advisory Board complies with ADA requirements and upon request will attempt to reasonably accommodate individuals with disabilities by making meeting material available in appropriate alternative formats (pursuant to Government Code Section 54953.2). Anyone requiring reasonable accommodations to participate in the meeting should contact the Mendocino County Behavioral Health Administrative Office by calling (707) 472-2355 at least five days prior to the meeting.

BHAB CONTACT INFORMATION:

PHONE: (707) 472-2355 | FAX: (707) 472-2788

EMAIL THE BOARD: bhboard@mendocinocounty.gov | WEBSITE: www.mendocinocounty.gov/bhab



**MENDOCINO COUNTY
BEHAVIORAL HEALTH
ADVISORY BOARD**

REGULAR MEETING

MINUTES

**February 25, 2026
10:00 AM – 12:00 PM**

Location: Behavioral Health Regional Training Center,
8207 East Road, Redwood Valley, CA 95470

**Chairperson
Jo Bradley**

**Vice Chair
Mo Mulheren**

**Secretary/Treasurer
Jenniffer Estevo**

**BOS Supervisor
Mo Mulheren**

MEMBERSHIP:

**ANTHONY BAROZA, 25 YRS AND UNDER
JO BRADLEY, 5TH DISTRICT
MARK DONEGAN, VETERAN
JENNIFFER ESTEVO, 2ND DISTRICT
DENISE GORNY, 1ST DISTRICT**

**PERRI KALLER, 3RD DISTRICT
TIM BOSMA, 4TH DISTRICT
MARTIN MARTINEZ, 5TH DISTRICT
GINA DANNER, LOCAL EDUCATION AGENCY**

OUR COMMITMENT: *“To be committed to individuals, their families, and the delivery of quality care with the goals of recovery, human dignity, and the opportunity for participants to meet their full potential.”*

	Agenda Item / Description	Action
1. 3 minutes	<p>Call to Order, Roll Call, Quorum Notice, & Approve Agenda: <i>Review and Possible Action.</i></p> <ul style="list-style-type: none"> • Chair Bradley called the meeting to order at 10:13 am. • Members present Member Baroza, Member Bosma, Member Estevo, Member Gorny, Member Martinez. • Members excused Member Danner, Member Donegan, Member Kaller. • Health Services Director Jenine Miller was present. • Supervisor Mulheren was present. 	Board Action: None.
2. 10 minutes (Maximum)	<p>Public Comments: <i>Members of the public wishing to comment on the BHAB will be recognized now. Any additional comments can be provided through email to bhboard@mendocinocounty.gov</i></p> <ul style="list-style-type: none"> • Tapestry, Bryan Erickson shared an update on services including the recent client participation survey they completed that speaks highly of staff and the services provided. Mr. Erikson offered to invite other staff from Tapestry to attend and provide information about services they provide. 	Board Action: None.

<p>3. 5 minutes</p>	<p>Approval of Minutes from January 21, 2026, Regular Meeting: <i>Review and Possible Action</i></p> <ul style="list-style-type: none"> • Motion made by Member Bosma, seconded by Member Baroza to approve the January 21, 2026, Minutes. Motion was voted on and approved unanimously. 	<p>Board Action: Approved.</p>
<p>4. 30 minutes</p>	<p>SUDT Providers Report Out:</p> <p>A. Mendocino County Angie Lewis, Substance Abuse Program & Services Manager</p> <ul style="list-style-type: none"> • Ms. Lewis provided an update of the services provided inland and, on the coast, including outpatient services, group therapy, testing groups, childcare services in Ukiah, and transportation for women and children. New clients can be walk-ins or be referred. Additional services include Family Dependency Drug Court, Prop 36, and Diversion. The front desk staff will assist every client in connecting them to appropriate services. County SUDT services include two counselors that goes onsite at the Ukiah Unified School District and one counselor that goes onsite at juvenile hall. They are working on sending counselors to schools in outlying rural areas. <p>B. Redwood Community Services Victoria Kelly, Chief Executive Officer</p> <ul style="list-style-type: none"> • Ms. Kelly provided an update on their SUDS program including that they provide residential perinatal in Lake but serve individuals from other counties including Mendocino Counties. She also reported having outpatient services but has had some challenges due to workforce shortages. A handout of updated services was provided for the board members. <p>C. New Life Clinic</p> <ul style="list-style-type: none"> • Not present. 	<p>Board Action: None.</p>
<p>5. 30 minutes</p>	<p>Mendocino County Report: <i>Jenine Miller, Director of Health Services</i></p> <p>A. Director Report Questions</p> <ul style="list-style-type: none"> • Report included in the agenda packet. • Vice Chair Mulheren noted that LPS and crisis calls have increased during this period. • Director Miller stated that there has been an increase in LPS referrals. • Five tablets have been ordered, and five additional tablets will be ordered today for the BHAB. • The green binders previously used by members will be replaced by a newly developed SharePoint site for all Health Services boards and committees. The site will include agendas, minutes, invoices, and other documents to reduce paper use at meetings and provide access to board materials in one central location. A screen share of the SharePoint site was provided for board members as a preview. • The SharePoint will be accessible to board members. Training on how to use the site will be provided, and County IT staff may assist with training, VPN set-up, and access questions. • The website www.goodtoknowmendo.com was screen shared with the board members and is available to the public. The website includes a community data dashboard and has officially launched. It provides comparison between the county and State of California 	<p>Board Action: None.</p>

	<p>rates and outcomes. The County is working with the Epidemiologist to gather additional data and rates to further expand the data dashboard, including mental health and substance use disorder treatment reports.</p> <ul style="list-style-type: none"> • Vice Chair Mulheren shared that transportation was discussed at another meeting and stated that Mendocino County is among the top five counties for DUI rates and asked to have further discussion about alcohol use disorder in the community, particularly among young and driving-aged individuals. • Member Bosma commented that alcohol consumption and driving has historically been socially accepted and suggested increasing outreach in schools to educate high school students about alcohol use and drunk driving. • Discussions were mentioned to promote more prevention efforts related to drunk driving. • The County has data available and can work with the coroner to gather additional information. SUDT services and teams are involved in prevention and response efforts. • Vice Chair Mulheren suggested inviting representatives from CHP, local police departments, and public outreach teams to a future board meeting to provide an update on services related to alcohol and substance use. • Showings of the documentary <i>Fentanyl High</i> are scheduled in Ukiah and Fort Bragg, with possibility of additional screenings. The Ukiah showing is scheduled for March 25, and the Fort Bragg showing is scheduled for April 2 at the local theaters. Mendocino County Office of Education (MCOE) is distributing information to parents. Flyers will be released soon and shared with the board. • Another significant recent topic mentioned is the street drug Kratom, including concerns about overdose, withdrawal, and addictions. The County is working with the Opioid Task Force and SafeRx to share information that it is illegal to sell. <p>B. Federal Updates</p> <ul style="list-style-type: none"> • Mobile crisis services are expecting to change regarding reimbursement after April 1, 2026. <p>C. Legislative Updates</p> <ul style="list-style-type: none"> • No update. <p>D. PHF Updates</p> <ul style="list-style-type: none"> • The PHF facility’s updated pictures are included in the report and is preparing to open soon. County Facilities will be providing an update at this afternoon’s Measure B Committee meeting. <p>E. Grant Updates</p> <ul style="list-style-type: none"> • Continuing to monitor opportunities to apply for grants. 	
<p>6. 10 minutes</p>	<p>BHAB Representative for Measure B Committee: <i>Discussion and Possible Action</i></p> <ul style="list-style-type: none"> • As with previous representation, the Measure B Committee has maintained a placeholder for BHAB Representative, and that seat is currently due for renewal. Chair Bradley has been serving in that role and expressed willingness to continue representing the BHAB. • Motion made by Member Bosma, seconded by Member Gorny to approve Member Bradley as the BHAB representative to the 	<p>Board Action:</p> <p>Approved.</p>

	<p>Measure B Committee. Motion was voted on and approved unanimously.</p> <ul style="list-style-type: none"> Chair Bradley asked board members if there were any discussion topics to take to the Measure B Committee. Ms. Bradley will present the items of the quarterly newsletter and a potential joint meeting to the Measure B Committee at this afternoon’s meeting. 	
<p>7. 10 minutes</p>	<p>Board & Committee Reports: Discussion and Possible Action</p> <p>A. Chair – <i>Jo Bradley</i></p> <ul style="list-style-type: none"> Membership Committee – Chair Bradley mentioned forming a committee to review applicants for the two vacant community member seats. The committee would review applications and make recommendations on who should fill the seats, in coordination with the Chair. Member Baroza and Member Bosma volunteered to serve on the Membership Committee Motion made by Member Gorny, seconded by Member Baroza to appoint Member Baroza and Member Bosma to the Membership Committee. Motion was voted on and approved unanimously. <p>B. Vice Chair – <i>Mo Mulheren</i></p> <ul style="list-style-type: none"> No report. <p>C. Secretary/Treasurer – <i>Jennifer Estevo</i></p> <ul style="list-style-type: none"> No report. <p>D. Appreciation Committee – <i>Member Martinez</i></p> <ul style="list-style-type: none"> Current/Past BHAB Member Appreciation – deferred until the next meeting. No report. The plaque for Member Shipp is currently on hold in the event he remains on the board. This will be determined at a later date. 	<p>Board Action:</p> <p>Approved.</p>
<p>8. 5 minutes</p>	<p>Member Comments:</p> <ul style="list-style-type: none"> None. 	<p>Board Action:</p> <p>None.</p>
<p>9. 2 minutes</p>	<p>Adjournment: 11:20 AM</p> <p>Motion made by Member Gorny, seconded by Member Bosma to adjourn the meeting.</p>	<p>Board Action:</p> <p>Approved.</p>

AMERICANS WITH DISABILITIES ACT (ADA) COMPLIANCE

The Mendocino County Behavioral Health Advisory Board complies with ADA requirements and upon request will attempt to reasonably accommodate individuals with disabilities by making meeting material available in appropriate alternative formats (pursuant to Government Code Section 54953.2). Anyone requiring reasonable accommodations to participate in the meeting should contact the Mendocino County Behavioral Health Administrative Office by calling (707) 472-2355 at least five days prior to the meeting.

BHAB CONTACT INFORMATION:

PHONE: (707) 472-2355 | FAX: (707) 472-2788

EMAIL THE BOARD: hbboard@mendocinocounty.gov | WEBSITE: www.mendocinocounty.gov/bhab

_____ Jo Bradley, Chair	_____ Date
_____ BHAB Clerk	_____ Date



○ **Board of Supervisors:**

Recently passed items or presentations:

Mental Health:

- Approval of the California Department of Health Care Services Proposition 36 Behavioral Health Implementation Funding Allocation in the Amount of \$458,944.09 for the Period of March 1, 2026, through March 31, 2028
- Ratification of Submission of Grant Application to the California Department of Transportation for the Clean California Community Cleanup and Employment Pathways Grant Program; and Authorization for the Health Services Director to Execute the Resulting Grant Agreement, if Awarded, up to \$305,000, for the Project Period of April 1, 2026, through April 1, 2027
- Approval of Agreement with Partnership HealthPlan in the amount of \$250,000, to provide Transitional Rent Services in Mendocino County

Substance Abuse Disorders Treatment:

- Ratification of Submission of Grant Application to the California Department of Health Care Services for the State Opioid Response IV Supplemental Recovery Housing Program; and Authorization for the Health Services Director to Execute the Resulting Grant Agreement, if Awarded, up to \$237,738, for the Project Period of February 1, 2026, through September 30, 2026

Public Health:

- Approval of Retroactive California Home Visiting Program (CHVP) Evidence-Based Home Visiting (EBHV) and Innovation (INNV) Allocations from California Department of Public Health (CDPH), Maternal, Child, and Adolescent Health Division, in the Amount of \$688,776.19, Effective July 1, 2025 through June 30, 2026
- Approval of Retroactive Revenue Grant Agreement (Agreement No. 25-10604) with California Department of Public Health, for Local Assistance Funds through the Disease Intervention Specialist Workforce Development Grant in the Amount of \$509,112, for the Period of July 01, 2025, through June 30, 2030

Future BOS items or presentations:

Mental Health & Public Health:

- None.

Substance Use Disorders Treatment:

- None.

○ **Staffing Updates:**

- New Hires:
 - Mental Health: 0
 - Substance Use Disorder Treatment: 0
- Promotions:
 - Mental Health: 0
 - Substance Use Disorder Treatment: 0
- Transfers:
 - Mental Health: 0
 - Substance Use Disorder Treatment: 0
- Departures:
 - Mental Health: 1
 - Substance Use Disorder Treatment: 0
- Percent of Vacancies in Mental Health and Substance Use Disorder Treatment:
 - Mental Health/Mental Health Services Act: 25%
 - Substance Use Disorder Treatment: 31%

○ **Audits/Site Reviews: February 2026**

- No audit or site reviews were completed.

○ **Grievances/Appeals:**

February 2026

- MHP Grievances: 2 (received in February)
 - Pending: 0
 - Resolved: 0
- SUDT Grievances: 0
- BHSA Issue Resolutions: 0
- Second Opinions: 0
- Change of Provider Requests: 0
- Pending: 0
- Resolved: 0
- Provider Appeals: 0
- Consumer Appeals: 0

○ **Meetings of Interest:**

- Behavioral Health Services Act Forum & Quality Improvement Committee Stakeholder meeting will be held on Thursday, April 2, 2026, from 4:00 pm - 6:00 pm at Nuestra Alianza de Willits, 291 School Way, Willits, CA 95490 and via [Teams](#).
- Safe RX meeting will be held on Wednesday, March 25, 2026, from 2:00 pm – 3:00 pm via [Teams](#).

○ **Grant Opportunities:**

- HS Grants – The department is evaluating Prop 64, SAMHSA Assisted Outpatient Treatment, and other potential grants due in March and April.

○ **Significant Projects/Brief Status:**

Assisted Outpatient Treatment (AOT): AB 1421/Laura's Law February 2026 Data:

Melinda Driggers, AOT Coordinator, is accepting and triaging referrals:

- Referrals to date: 172
- Total that did not meet AOT criteria: 123
- Total FY 25/26 Referrals: 3
- Currently in Investigation/Screening/referral: 0
- Unable to locate/Connect: 0
- Pending assessment to file petition: 0
- Settlement Agreement/Full AOT FY 25/26: 0

Notes: There are going to be discrepancies with the number of clients referred and clients that did not meet the criteria. Just because someone was not ordered into AOT does not mean they did not meet the criteria. There are times when the County files a petition and the client does not show up to court, a higher level of care is needed, the client chose to participate in BHC instead, they were incarcerated, the client left the area, etc.

Most of the referrals AOT receives are from service providers, which means the client is already connected to services. When the county AOT Coordinator can contact a client, she assists in connecting them with services they are interested in.

Unable to locate/connect with the client: Even if unable to contact the client, the AOT Coordinator does a record review and notifies mobile crisis, mobile outreach, crisis, and the jail discharge planner letting them know we have a referral and need to touch-base with the client. If it looks like the client is likely to meet the criteria, the AOT Coordinator will put together an investigation report and send it for an assessment just in case they do have contact with the client.

Dual Response Mobile Crisis Response February 2026 Data:
***BHRS Data only RCS data unavailable at the time of report**

- Total calls: 33
- Unduplicated clients: 30
- Calls resulting in 5150: 5
- Fiscal Year to date 25/26: 429 total calls, 322 Unduplicated clients, 27 calls resulting in 5150
- Mobile Crisis services are provided by BHRS during the day and by RCS at night.

○ **Educational Opportunities:**

- Behavioral Health Services Act Forum & Quality Improvement Committee Stakeholder meeting will be held on Thursday, April 2, 2026, from 4:00 pm - 6:00 pm at Nuestra Alianza de Willits, 291 School Way, Willits, CA 95490 and via [Teams](#).
- Safe RX meeting will be held on Wednesday, March 25, 2026, from 2:00 pm – 3:00 pm via [Teams](#).

○ **Behavioral Health Services Act (BHSA):**

- Behavioral Health Services Act Forum & Quality Improvement Committee Stakeholder meeting will be held on Thursday, April 2, 2026, from 4:00 pm - 6:00 pm at Nuestra Alianza de Willits, 291 School Way, Willits, CA 95490 and via [Teams](#).

○ **Lanterman Petris Short Conservatorships (LPS):**

Number of individuals on LPS Conservatorships in February 2026: 72

- In County: 23
- Out of County: 49
- New: 0
- Deceased: 2

○ **Substance Use Disorders Treatment Services:**

Number of Substance Use Disorders Treatment Clients Served in January 2026:

- Total number of clients served: 96
- Total number of services provided: 399
- Fort Bragg: 29 clients served for a total of 104 services provided
- Ukiah: 55 clients served for a total of 256 services provided
- Willits: 12 clients served for a total of 39 services provided

Number of Substance Use Disorder Clients Completion Status:

- Completed Treatment/Recovery: 10
- Left Before Completion: 7
- Lost Contact/Service Unavailable: 30
- Discharged to Rehab Facility/Incarceration: 2
- Other: 1

○ **New Contracts:**

- None.

○ **Capital Facilities Projects:**

○ **Willow Terrace Project and Orr Creek Commons Phase 2:**

Routine (monthly and quarterly) meetings occur with RCHDC around needs of the supported housing communities. Outreach teams visit community room spaces to support SMH services. Vacancies are filled with applications via SMH providers. Applications are currently being accepted.

○ **Crisis Residential Treatment: Phoenix House in February 2026:**

- 9 clients served, 4 admissions, 5 discharges
- Total bed days: 379
- 4 open beds at time of report
- Successes: One client moved in with family out of state, another client moved to Cypress House.

○ **PHF: Psychiatric Health Facility 3/9/2026:**

Construction is progressing well and is now nearing completion. The landscape is almost completed, with trees planted around the site, and new landscaping and fencing in place. The kitchen is being equipped, and furnishings have been ordered. Interior work is in its final stages, and we are on track to receive a Temporary

Certificate of Occupancy (TCO) in late April or May, pending installation of permanent power.





Mendocino County Behavioral Health and Recovery Services
 Behavioral Health Advisory Board General Ledger
 FY 25/26
 3/5/2026

ORG	OBJ	ACCOUNT DESCRIPTION	YR/PER/JNL	EFF DATE	AMOUNT	INVOICE #	CHECK #	VENDOR NAME	COMMENT
MHB	862080	FOOD	2026/06/000782	12/18/2025	5.99	85006 120725	4,421,571	SAFEWAY	ACCT#85006
MHB	862080	FOOD							
MHB	862080	FOOD							
MHB	862080	FOOD							
		FOOD Total			\$5.99				
MHB	862150	MEMBERSHIPS							
		MEMBERSHIPS TOTAL			\$0.00				
MHB	862170	OFFICE EXPENSE	2026/06/001131	12/30/2025	16.66	2004394-0	4,421,671	BLAISDELL & SONGEY	11471 FY25/26
MHB	862170	OFFICE EXPENSE							
MHB	862170	OFFICE EXPENSE							
MHB	862170	OFFICE EXPENSE							
		OFFICE EXPENSE Total			\$16.66				
MHB	862190	PUBL & LEGAL NOTICES							
		PUBL & LEGAL NOTICES Total			\$0.00				
MHB	862210	RNTS & LEASES BLD GRD	2026/03/000093	09/03/2025	45.00				BHAB MTG 8.27.25 INV 25.26-010
MHB	862210	RNTS & LEASES BLD GRD							
MHB	862210	RNTS & LEASES BLD GRD							
MHB	862210	RNTS & LEASES BLD GRD							
		RNTS & LEASES BLD GRD Total			\$45.00				
MHB	862250	TRNSPRTATION & TRAVEL							
MHB	862250	TRNSPRTATION & TRAVEL							
MHB	862250	TRNSPRTATION & TRAVEL							
MHB	862250	TRNSPRTATION & TRAVEL							
MHB	862250	TRNSPRTATION & TRAVEL							
MHB	862250	TRNSPRTATION & TRAVEL							
		TRNSPRTATION & TRAVEL Total			\$0.00				
		TRAVEL & TRSP OUT OF COUNTY Total			\$0.00				
		Grand Total			\$67.65				

Summary of Budget for FY 24/25

OBJ	ACCOUNT DESCRIPTION	Budget Amount	YTD Exp	Remaining Budget
862080	Food	1,000.00	5.99	994.01
862150	Memberships	700.00	0.00	700.00
862170	Office Expense	500.00	16.66	483.34
862190	Publ & Legal Notices	0.00	0.00	0.00
862210	Rents & Leases Bld	360.00	45.00	315.00
862250	In County Travel	3,000.00	0.00	3,000.00
862253	Out of County Travel	2,000.00	0.00	2,000.00
	Total Budget	\$7,560.00	\$67.65	\$7,492.35

**Behavioral Health and Recovery Services
Mental Health FY 2025-2026
Budget Summary
Year-to-Date as of March 5, 2026**

Program	FY 25-26 Approved Budget	Expenditures						Revenue				Total Net Cost		
		Salaries & Benefits	Services & Supplies	Other Charges	Fixed Assets	Operating Transfers	Total Expenditures	2011 Realignment	1991 Realignment	Medi-Cal FFP	Other		Total Revenue	
1	Mental Health (Overhead)	(6,369,775)	-	273,878	14,951,024	-	-	15,224,902	-	(21,532)	(6,459,426)	(75,886)	(6,556,844)	8,668,058
2	Administration - MHAD75	640,142	636,841	28,418	-	-	-	665,259	-	-	-	(5,345)	(5,345)	659,913
5	CalWORKs - MHAS32	-	508	-	-	-	-	508	-	-	-	(1,031)	(1,031)	(523)
6	Mobile Outreach Program - MHAS33	-	6,269	-	-	-	-	6,269	-	-	-	-	-	6,269
7	Adult Services - MHAS75	167,241	11,252	965	-	-	-	12,217	-	-	-	-	-	12,217
8	Path Grant - MHAS91	-	-	50,739	-	-	-	50,739	-	-	-	(50,740)	(50,740)	(1)
9	SAMHSA Grant - MHAS92	-	-	40,604	-	-	-	40,604	-	-	-	(44,664)	(44,664)	(4,060)
10	Mental Health Board - MHB	7,560	-	68	-	-	-	68	-	-	-	-	-	68
11	CCMU -BCHIP - MHBCM U	-	-	426	-	-	-	426	-	-	-	(146,995)	(146,995)	(146,569)
12	Business Services - MHBS75	1,208,929	646,719	52,936	-	-	-	699,654	-	-	-	(9,044)	(9,044)	690,610
13	MHCALA - Cal-Aim	-	-	-	-	-	-	-	-	-	-	-	-	-
15	MH Grant (Other)	-	12,196	24,719	-	-	-	36,915	-	-	-	(1,234,277)	(1,234,277)	(1,197,362)
16	AB109 - MHMS70	(401)	95,947	-	-	-	-	95,947	-	-	-	(29,541)	(29,541)	66,406
17	Conservatorship - MHMS75	2,618,918	72,189	28,620	2,636,729	-	-	2,737,538	-	-	-	(49,648)	(49,648)	2,687,890
18	Public Conservator Office - MHPC75	391,366	193,871	17,322	-	-	-	211,193	-	-	-	-	-	211,193
19	QA/QI - MHQA99	1,336,020	554,545	371,419	-	-	-	925,964	-	-	-	(10,869)	(10,869)	915,095
a	Total YTD Expenditures & Revenue	-	2,230,336	890,113	17,587,754	-	-	20,708,203	-	(21,532)	(6,459,426)	(1,658,041)	(8,138,998)	12,569,204
b	FY 2025-2026 Adjusted Budget	-	4,026,732	3,494,947	39,527,024	-	-	47,048,703	-	(21,532)	(26,043,120)	(21,056,533)	(47,121,185)	(72,482)
c	Variance	-	1,796,396	2,604,834	21,939,270	-	-	26,340,500	-	-	(19,583,694)	(19,398,492)	(38,982,187)	(12,641,686)

**Behavioral Health and Recovery Services
Mental Health Services Act (MHSA) FY 2025-2026
Budget Summary
Year-to-Date as of March 5, 2026**

Program	FY 25-26 Approved Budget	Expenditures						Revenue				Total Net Cost	
		Salaries & Benefits	Services & Supplies	Other Charges	Fixed Assets	Operating Transfers	Total Expenditures	Revenue Prop 63	Medi-Cal FFP	Other- Revenue	Total Revenue		
1	Community Services & Support	3,807,428	594,854	241,256	4,647,156	-	12,367	5,495,634	(3,164,389)	(1,842,350)	(129,860)	(5,136,600)	359,034
2	Prevention & Early Intervention	1,627,992	516,368	100,138	-	-	4,839	621,345	(771,748)	-	(24,435)	(796,183)	(174,838)
3	Innovation	133,919	1,896	31,218	-	-	-	33,114	(207,165)	-	(7,636)	(214,801)	(181,687)
4	Workforce Education & Training	-	-	-	-	-	-	-	-	-	-	-	-
5	Capital Facilities & Tech Needs	-	-	-	-	-	-	-	-	-	-	-	-
a	Total YTD Expenditures & Revenue	5,569,339	1,113,119	372,612	4,647,156	-	17,206	6,150,094	(4,143,303)	(1,842,350)	(161,931)	(6,147,584)	2,509
b	FY 2025-2026 Adjusted Budget	-	2,982,071	2,808,582	17,395,067	-	3,032,221	26,217,941	(7,148,625)	(13,612,972)	(105,000)	(20,866,597)	5,351,344
c	Variance	-	1,868,952	2,435,970	12,747,911	-	3,015,015	20,067,847	(3,005,322)	(11,770,622)	56,931	(14,719,013)	5,348,835

* Prudent Reserve Balance **1,018,338**

* WIC Section 5847 (a)(7) - Establishment & maintenance of a prudent reserve to ensure the county continues to be able to serve during years in which revenue for the Mental Health Services Fund are below recent averages adjusted by changes in the state population and the California Consumer Price Index

**Behavioral Health and Recovery Services
Substance Use Disorder Treatment (SUDT) FY 2025-2026
Budget Summary
Year-to-Date as of March 5, 2026**

Program	FY 25-26 Approved Budget	Expenditures						Revenue				Total Net Cost		
		Salaries & Benefits	Services and Supplies	Other Charges	Fixed Assets	Operating Transfers	Total Expenditures	SABG AND FDMC	2011 Realignment	Partnership	Other		Total Revenue	
1	SUDT Overhead	(24,613,410)	-	32	583,942	-	-	583,974	(4,184,052)	-	(279,996)	(401,964)	(4,866,012)	(4,282,038)
2	County Wide Services - SU0035	23,456,465	-	13,915	-	-	-	13,915	-	-	-	-	-	13,915
4	Ukiah Adult Treatment Services - SU0100	(40)	281,281	32,433	-	-	-	313,714	-	-	-	(26,113)	(26,113)	287,601
5	Drug Court Services - SU0105	-	59,285	19	-	-	-	59,304	-	-	-	(18,177)	(18,177)	41,127
6	Women in Need of Drug Free Opportunities - SU0125	-	38,164	1,760	-	-	-	39,925	(10,215)	-	-	(25,995)	(36,210)	3,714
7	Family Drug Court - SU0127	-	70,748	1,033	-	-	-	71,781	-	-	-	-	-	71,781
8	Friday Night Live - SU0158	-	-	-	-	-	-	-	-	-	-	-	-	-
9	Willits Adult Services - SU0200	-	106,279	6,066	-	-	-	112,346	-	-	-	-	-	112,346
10	Fort Bragg Adult Services - SU0300	-	99,397	14,574	-	-	-	113,971	-	-	-	-	-	113,971
11	Administration - SUADMN	1,156,983	404,305	39,187	-	-	-	443,492	-	-	-	(7,788)	(7,788)	435,704
12	Adolescent Services - SUADOL	-	97,180	1,402	-	-	-	98,582	(46,802)	-	-	(2,126)	(48,928)	49,654
14	COSSAAP - SUCOSP	-	4,792	2,280	-	-	-	7,073	-	-	-	(20,463)	(20,463)	(13,390)
15	SUGRNT	2	56,326	32,523	-	-	-	88,848	-	-	-	(228,613)	(228,613)	(139,764)
16	Prevention Services - SUPREV	-	49,539	4,818	-	-	-	54,358	(7,083)	-	-	-	(7,083)	47,275
a	Total YTD Expenditures & Revenue	-	1,267,296	150,043	583,942	-	-	2,001,281	(4,248,152)	-	(279,996)	(731,238)	(5,259,386)	(3,258,105)
b	FY 2025-2026 Adjusted Budget	-	2,315,604	24,222,107	2,972,534	-	-	29,510,245	(23,731,583)	-	(478,768)	(5,299,894)	(29,510,245)	-
c	Variance	-	1,048,308	24,072,064	2,388,592	-	-	27,508,964	(19,483,431)	-	(198,772)	(4,568,656)	(24,250,859)	3,258,105

Timeliness Charts and Graphs

1.

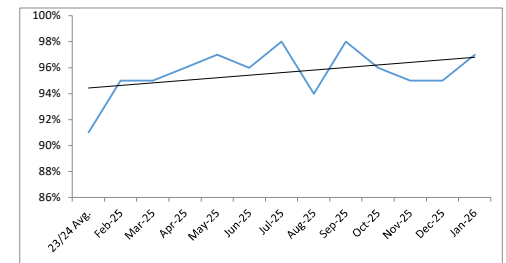
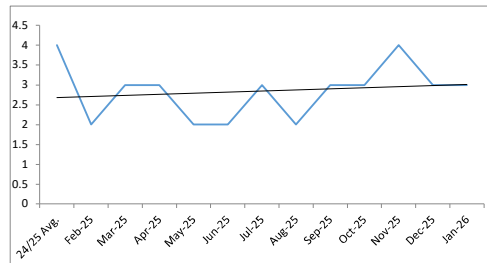
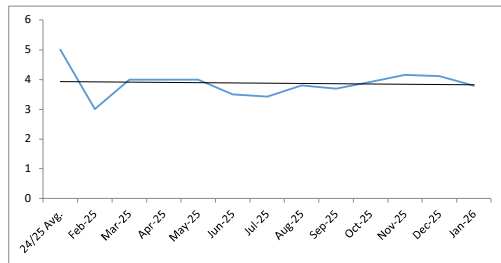
Q1 Work Plan 2.1

Length of Time from Initial Request to first offered Appt. - Mean BPSA - MHP Standard or Goal - 10 Business Days - 90%				
	All Services	Adult Services	Children's Services	Foster Care
24/25 Avg.	5	5	6	3
Feb-25	3	4	3	N/A
Mar-25	4	5	4	7
Apr-25	4	4	4	2
May-25	4	3	5	N/A
Jun-25	4	3.2	3.9	1
Jul-25	3.43	3.4	3.5	N/A
Aug-25	3.8	3.5	4.3	N/A
Sep-25	3.69	2.81	4.83	4.3
Oct-25	3.92	3.42	4.66	4
Nov-25	4.16	3.22	5.08	11.7
Dec-25	4.12	3.84	4.55	1.8
Jan-26	3.79	3.07	4.81	N/A
12 Mo. Avg.	4	4	4	5

Length of Time from Initial Request to first offered Appt. - Median BPSA - MHP Standard or Goal - 10 Business Days - 90%				
	All Services	Adult Services	Children's Services	Foster Care
24/25 Avg.	4	4	4	3
Feb-25	2	2	2	N/A
Mar-25	3	2	3	9
Apr-25	3	3	2	2
May-25	2	2	4	N/A
Jun-25	2	5	3	1
Jul-25	3	3	3	N/A
Aug-25	2	2	3	N/A
Sep-25	3	2	5	3
Oct-25	3	2	3	4
Nov-25	4	3	5	11
Dec-25	3	3	3	2
Jan-26	3	3	3	N/A
12 Mo. Avg.	3	3	3	5

Length of Time from Initial Request to first offered Appt. BPSA - MHP Standard or Goal - 10 Business Days - 90%				
	All Services	Adult Services	Children's Services	Foster Care
23/24 Avg.	91%	95%	88%	89%
Feb-25	95%	94%	98%	N/A
Mar-25	95%	94%	97%	100%
Apr-25	96%	97%	95%	100%
May-25	97%	98%	95%	N/A
Jun-25	96%	98%	94%	100%
Jul-25	98%	98%	97%	N/A
Aug-25	94%	96%	90%	N/A
Sep-25	98%	98%	97%	100%
Oct-25	96%	100%	89%	100%
Nov-25	95%	100%	90%	33%
Dec-25	95%	99%	89%	100%
Jan-26	97%	100%	92%	N/A
12 Mo. Avg.	96%	98%	94%	90%

Graphs of "All Services"



2.

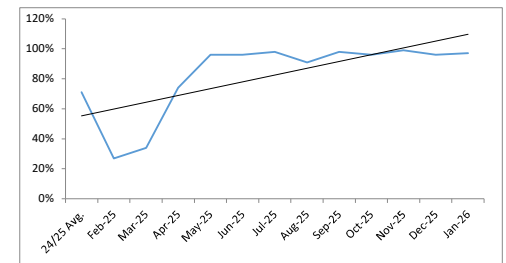
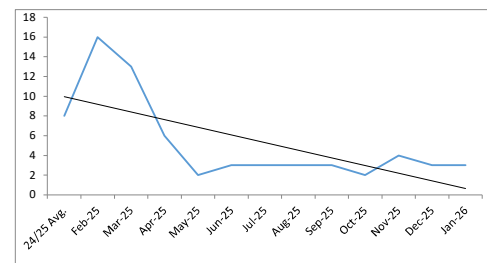
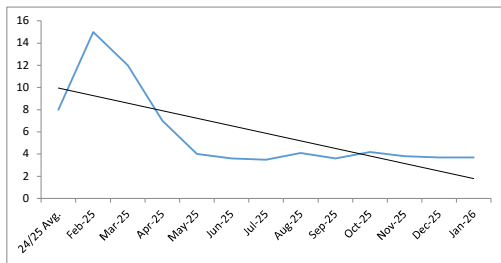
Q1 Work Plan 2.2

Length of Time from Initial Request to first kept Appt. - Mean MHP Standard or Goal - 10 Business Days - 90%				
	All Services	Adult Services	Children's Services	Foster Care
24/25 Avg.	8	7	9	5
Feb-25	15	14	17	N/A
Mar-25	12	11	13	7
Apr-25	7	6	8	0
May-25	4	3	5	8
Jun-25	3.6	3.3	4	1
Jul-25	3.5	3.4	3.7	N/A
Aug-25	4.1	3.7	4.7	N/A
Sep-25	3.6	2.74	4.6	4.3
Oct-25	4.2	3.6	5	N/A
Nov-25	3.8	3.5	4	8
Dec-25	3.7	3.82	3.62	1.75
Jan-26	3.7	3.3	6.05	N/A
12 Mo. Avg.	6	5	7	4

Length of Time from Initial Request to first kept Appt. - Median MHP Standard or Goal - 10 Business Days - 90%				
	All Services	Adult Services	Children's Services	Foster Care
24/25 Avg.	8	8	9	5
Feb-25	16	14	17	N/A
Mar-25	13	12	14	7
Apr-25	6	6	9	0
May-25	2	2	4	8
Jun-25	3	2	3	1
Jul-25	3	3	3	N/A
Aug-25	3	2	4	N/A
Sep-25	3	2	4.5	3
Oct-25	2	2	3	N/A
Nov-25	4	4	5	8
Dec-25	3	3	3	2
Jan-26	3	3	3	N/A
12 Mo. Avg.	5	5	6	4

Length of Time from Initial Request to first kept Appt. - MHP Standard or Goal - 10 Business Days - 90%				
	All Services	Adult Services	Children's Services	Foster Care
24/25 Avg.	71%	75%	65%	85%
Feb-25	27%	36%	15%	N/A
Mar-25	34%	41%	27%	50%
Apr-25	74%	80%	66%	100%
May-25	96%	96%	97%	100%
Jun-25	96%	98%	94%	100%
Jul-25	98%	98%	97%	N/A
Aug-25	91%	93%	87%	N/A
Sep-25	98%	98%	97%	100%
Oct-25	96%	98%	94%	N/A
Nov-25	99%	100%	98%	50%
Dec-25	96%	97%	95%	100%
Jan-26	97%	100%	93%	N/A
12 Mo. Avg.	84%	86%	80%	86%

Graphs of "All Services"



3.

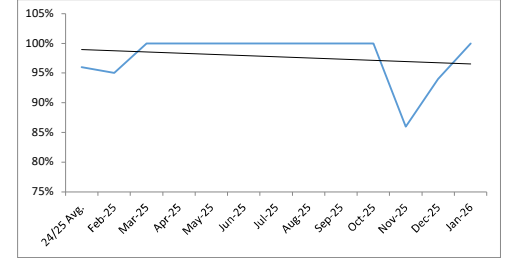
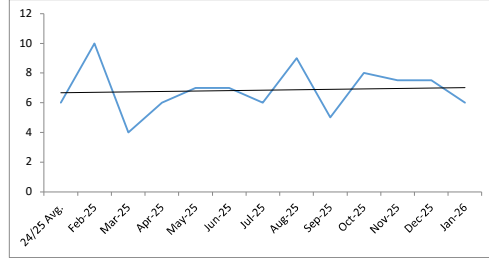
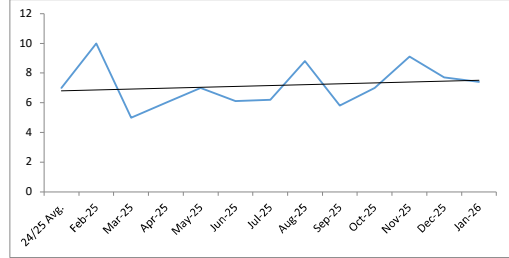
QI Work Plan 2.3

Length of Time from Initial Request to first offered Psychiatry appt. - Mean MHP Standard or Goal - 15 Business Days - 90%				
	All Services	Adult Services	Children's Services	Foster Care
24/25 Avg.	7	7	8	6
Feb-25	10	11	9	n/a
Mar-25	5	5	6	n/a
Apr-25	6	6	13	n/a
May-25	7	7	8	n/a
Jun-25	6.1	6.1	n/a	n/a
Jul-25	6.2	5.7	8.5	n/a
Aug-25	8.8	8.5	13	n/a
Sep-25	5.8	6.1	5	n/a
Oct-25	7	7.2	6.5	n/a
Nov-25	9.1	9.4	6	n/a
Dec-25	7.7	6.8	15.5	n/a
Jan-26	7.4	6.7	12	n/a
12 Mo. Avg.	7	7	9	#DIV/0!

Length of Time from Initial Request to first offered Psychiatry Appt. - Median MHP Standard or Goal - 15 Business Days - 90%				
	All Services	Adult Services	Children's Services	Foster Care
24/25 Avg.	6	6	6	6
Feb-25	10	10	9	n/a
Mar-25	4	4	5	n/a
Apr-25	6	5	1	n/a
May-25	7	6	8	n/a
Jun-25	7	7	n/a	n/a
Jul-25	6	5	9	n/a
Aug-25	9	9	13	n/a
Sep-25	5	5	4.5	n/a
Oct-25	8	8	5.5	n/a
Nov-25	7.5	9	6	n/a
Dec-25	7.5	6.5	15.5	n/a
Jan-26	6	6	6	n/a
12 Mo. Avg.	7	7	8	#DIV/0!

Length of Time from Initial Request to first offered Psychiatry Appt. - MHP Standard or Goal - 15 Business Days - 90%				
	All Services	Adult Services	Children's Services	Foster Care
24/25 Avg.	96%	96%	100%	100%
Feb-25	95%	93%	100%	n/a
Mar-25	100%	100%	100%	n/a
Apr-25	100%	100%	100%	n/a
May-25	100%	100%	100%	n/a
Jun-25	100%	100%	n/a	n/a
Jul-25	100%	100%	100%	n/a
Aug-25	100%	100%	100%	n/a
Sep-25	100%	100%	100%	100%
Oct-25	100%	100%	100%	n/a
Nov-25	86%	85%	100%	n/a
Dec-25	94%	100%	50%	n/a
Jan-26	100%	100%	100%	n/a
12 Mo. Avg.	98%	98%	95%	100%

Graphs of "All Services"



4.

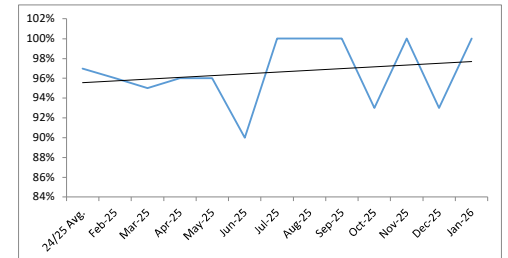
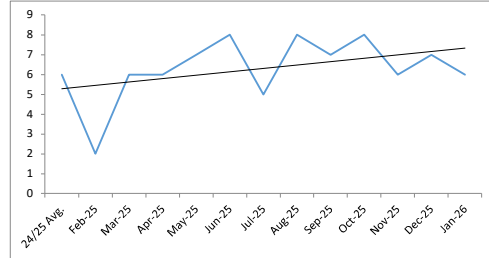
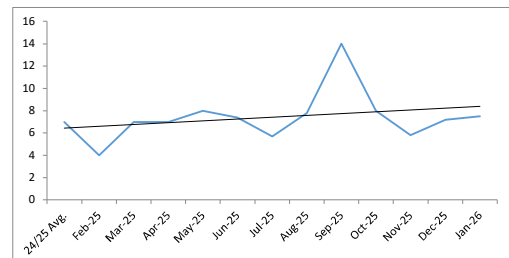
QI Work Plan 2.4

Length of Time from Initial Request to first kept Psychiatry appt. - Mean MHP Standard or Goal - 15 Business Days - 90%				
	All Services	Adult Services	Children's Services	Foster Care
24/25 Avg.	7	7	8	5
Feb-25	4	4	4	2
Mar-25	7	6	10	N/A
Apr-25	7	7	15	N/A
May-25	8	8	8	N/A
Jun-25	7.4	7.1	N/A	N/A
Jul-25	5.7	5.2	8	N/A
Aug-25	7.8	7.4	13	N/A
Sep-25	14	6.1	5.3	N/A
Oct-25	8	8.2	7	N/A
Nov-25	5.8	5.8	6	N/A
Dec-25	7.2	7	10	N/A
Jan-26	7.5	6.7	12	N/A
12 Mo. Avg.	7	7	9	2

Length of Time from Initial Request to first kept Psychiatry Appt. - Median MHP Standard or Goal - 15 Business Days - 90%				
	All Services	Adult Services	Children's Services	Foster Care
24/25 Avg.	6	6	6	5
Feb-25	2	2	2	2
Mar-25	6	4	10	N/A
Apr-25	6	6	1	N/A
May-25	7	8	7	N/A
Jun-25	8	8	N/A	N/A
Jul-25	5	5	7	N/A
Aug-25	8	7	13	N/A
Sep-25	7	8	5	N/A
Oct-25	8	8	7	N/A
Nov-25	6	6	6	N/A
Dec-25	7	6	10	N/A
Jan-26	6	5	12	N/A
12 Mo. Avg.	6	6	7	2

Length of Time from Initial Request to first kept Psychiatry Appt. - MHP Standard or Goal - 15 Business Days - 90%				
	All Services	Adult Services	Children's Services	Foster Care
24/25 Avg.	97%	97%	98%	100%
Feb-25	96%	95%	100%	100%
Mar-25	95%	94%	100%	N/A
Apr-25	96%	95%	100%	N/A
May-25	96%	95%	100%	N/A
Jun-25	90%	90%	N/A	N/A
Jul-25	100%	100%	100%	N/A
Aug-25	100%	100%	100%	N/A
Sep-25	100%	100%	100%	100%
Oct-25	93%	91%	100%	N/A
Nov-25	100%	100%	100%	N/A
Dec-25	93%	92%	100%	N/A
Jan-26	100%	100%	100%	N/A
12 Mo. Avg.	97%	96%	100%	100%

Graphs of "All Services"



5.

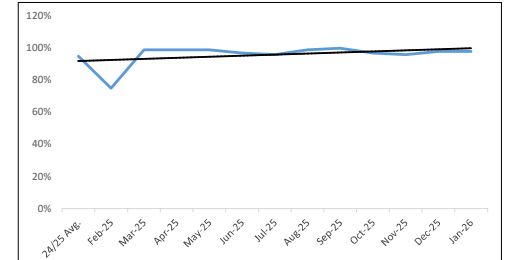
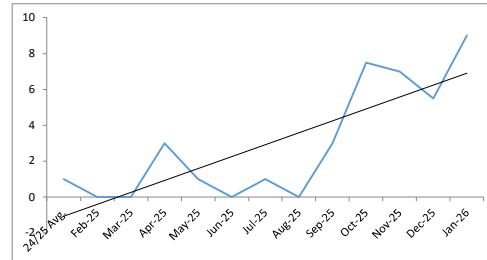
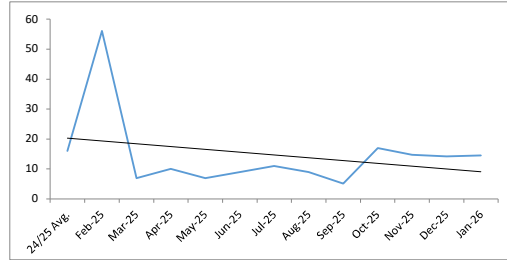
QI Work Plan 2.5
Combined Bus & After Hrs

Length of Time from Service Request for urgent Appt. to Actual Encounter Mean - MHP Standard or Goal - 95% (Minutes)				
	All Services	Adult Services	Children's Services	Foster Care
24/25 Avg.	16	15	25	n/a
Feb-25	56	53	66	n/a
Mar-25	7	7	9	n/a
Apr-25	10	9	17	n/a
May-25	7	6	12	n/a
Jun-25	9	8	11	n/a
Jul-25	11	12	2	n/a
Aug-25	8.95	9.45	5.38	n/a
Sep-25	5.09	5.14	5.09	n/a
Oct-25	17.03	17.49	15.33	n/a
Nov-25	14.74	13.45	20.74	n/a
Dec-25	14.22	13.04	19.21	n/a
Jan-26	14.56	14.2	16.29	n/a
12 Mo. Avg.	15	14	17	#DIV/0!

Length of Time from Service Request for urgent Appt. to Actual Encounter Median - MHP Standard or Goal - 95% (Minutes)				
	All Services	Adult Services	Children's Services	Foster Care
24/25 Avg.	1	2	17	n/a
Feb-25	0	12	66	n/a
Mar-25	0	0	0	n/a
Apr-25	3	3	1	n/a
May-25	1	1	0	n/a
Jun-25	0	1	0	n/a
Jul-25	1	2	0	n/a
Aug-25	0	0	0	n/a
Sep-25	3	3	4	n/a
Oct-25	7.5	8	7	n/a
Nov-25	7	6	9	n/a
Dec-25	5.5	5	8.5	n/a
Jan-26	9	9	14	n/a
12 Mo. Avg.	3	4	9	#DIV/0!

Length of Time from Service Request for urgent Appt. to Actual Encounter Percent of CIC meeting MHP Goal: 95% w/in 1 Hr (Bus-Hrs) & 2 Hr (After-Hrs)				
	All Services	Adult Services	Children's Services	Foster Care
24/25 Avg.	95%	96%	91%	n/a
Feb-25	75%	78%	64%	n/a
Mar-25	99%	100%	97%	n/a
Apr-25	99%	99%	97%	n/a
May-25	99%	99%	100%	n/a
Jun-25	97%	97%	96%	n/a
Jul-25	96%	96%	100%	n/a
Aug-25	99%	99%	100%	n/a
Sep-25	100%	100%	100%	n/a
Oct-25	97%	97%	100%	n/a
Nov-25	96%	96%	96%	n/a
Dec-25	98%	97%	100%	n/a
Jan-26	98%	99%	95%	n/a
12 Mo. Avg.	96%	96%	95%	#DIV/0!

Graphs of "All Services"



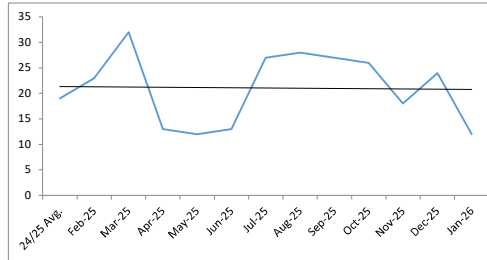
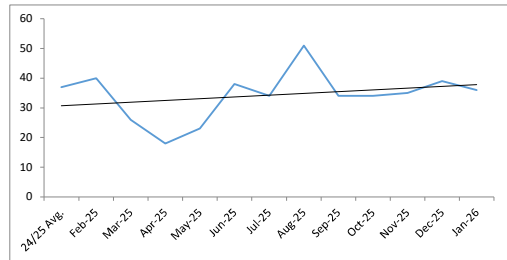
6.

QI Work Plan 2.6a & 2.6c

Total Number of Hospital Admissions				
	All Services	Adult Services	Children's Services	Foster Care
24/25 Avg.	37	29	6	0
Feb-25	40	30	10	0
Mar-25	26	20	6	0
Apr-25	18	16	2	0
May-25	23	0	0	0
Jun-25	38	35	3	0
Jul-25	34	30	4	0
Aug-25	51	48	3	0
Sep-25	34	27	7	0
Oct-25	34	30	4	0
Nov-25	35	29	6	0
Dec-25	39	33	6	0
Jan-26	36	34	2	0
12 Mo. Avg.	34	28	4	0
12 Mo. Total	408	332	53	0

Total Number of Hospital Discharges				
	All Services	Adult Services	Children's Services	Foster Care
24/25 Avg.	19	15	4	0
Feb-25	23	15	8	0
Mar-25	32	24	8	0
Apr-25	13	12	1	0
May-25	12	10	2	0
Jun-25	13	12	1	0
Jul-25	27	26	1	0
Aug-25	28	27	1	0
Sep-25	27	24	3	0
Oct-25	26	21	5	0
Nov-25	18	14	4	0
Dec-25	24	19	5	0
Jan-26	12	12	0	0
12 Mo. Avg.	21	18	3	0
12 Mo. Total	255	216	39	0

Graphs of "All Services"

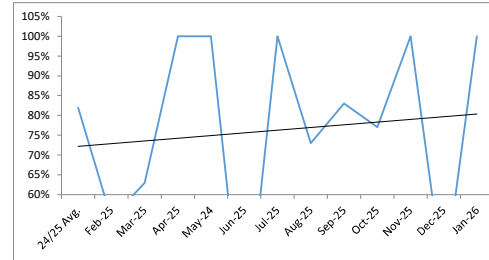
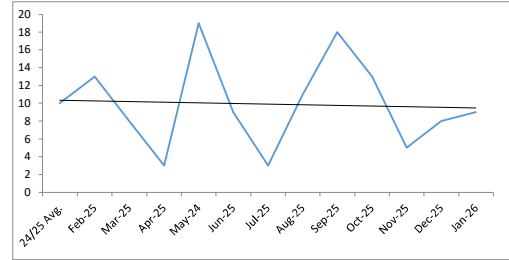


QI Work Plan 2.6b

Timeliness of follow-up encounters post psychiatric inpatient discharge Total number of Medi-Cal payor follow-up appointments				
	All Services	Adult Services	Children's Services	Foster Care
24/25 Avg.	10	8	2	0
Feb-25	13	7	6	0
Mar-25	8	8	0	0
Apr-25	3	2	1	0
May-24	19	14	5	0
Jun-25	9	8	1	0
Jul-25	3	3	0	0
Aug-25	11	10	1	0
Sep-25	18	15	3	0
Oct-25	13	10	3	0
Nov-25	5	4	1	0
Dec-25	8	7	1	0
Jan-26	9	9	0	0
12 Mo. Avg.	10	8	2	0
12 Mo. Total	119	97	22	0

Timeliness of follow-up encounters post psychiatric inpatient discharge Percent of appointments meeting the within 7 day standard - Goal is 95%				
	All Services	Adult Services	Children's Services	Foster Care
24/25 Avg.	82%	83%	85%	#N/A
Feb-25	54%	57%	50%	N/A
Mar-25	63%	63%	N/A	N/A
Apr-25	100%	100%	100%	N/A
May-24	100%	100%	100%	N/A
Jun-25	22%	25%	0%	N/A
Jul-25	100%	100%	100%	N/A
Aug-25	73%	70%	100%	N/A
Sep-25	83%	87%	64%	N/A
Oct-25	77%	70%	100%	N/A
Nov-25	100%	100%	100%	N/A
Dec-25	38%	43%	0%	N/A
Jan-26	100%	100%	100%	N/A
12 Mo. Avg.	76%	76%	74%	#DIV/0!

Graphs of "All Services"



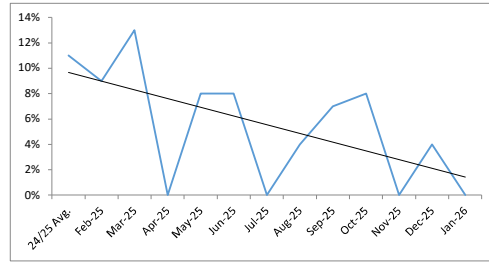
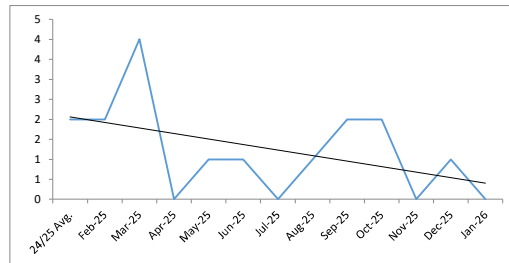
7.0

QI Work Plan 2.7

Psychiatric Inpatient Readmission rates within 7 days Total number of readmissions within 7 days of discharge				
	All Services	Adult Services	Children's Services	Foster Care
24/25 Avg.	2	2	0	0
Feb-25	2	2	0	0
Mar-25	4	2	2	0
Apr-25	0	0	0	0
May-25	1	1	0	0
Jun-25	1	1	0	0
Jul-25	0	0	0	n/a
Aug-25	1	1	0	0
Sep-25	2	2	0	0
Oct-25	2	2	0	0
Nov-25	0	0	0	0
Dec-25	1	1	0	0
Jan-26	0	0	0	0
12 Mo. Avg.	1	1	0	0
Total	14	12	2	0

Psychiatric Inpatient Readmission rates within 7 days Readmission Rate - Goal is 10% or less within 7 days				
	All Services	Adult Services	Children's Services	Foster Care
24/25 Avg.	11%	12%	5%	0%
Feb-25	9%	13%	0%	n/a
Mar-25	13%	8%	25%	n/a
Apr-25	0%	0%	0%	n/a
May-25	8%	10%	0%	n/a
Jun-25	8%	8%	0%	n/a
Jul-25	0%	0%	0%	n/a
Aug-25	4%	4%	0%	n/a
Sep-25	7%	8%	0%	0%
Oct-25	8%	10%	0%	n/a
Nov-25	0%	0%	0%	n/a
Dec-25	4%	5%	0%	n/a
Jan-26	0%	0%	0%	n/a
12 Mo. Avg.	5%	6%	2%	0%

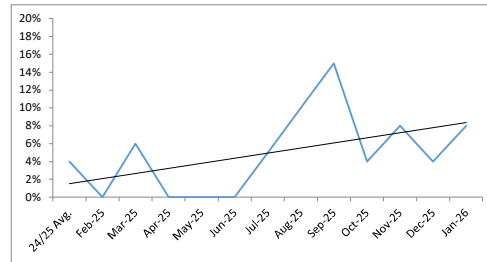
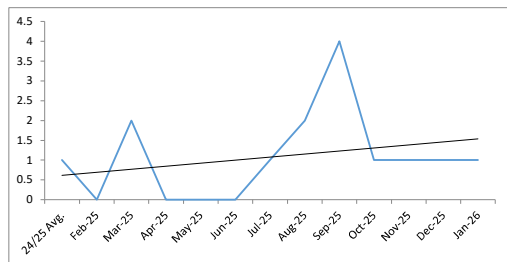
Graphs of "All Services"



Psychiatric Inpatient Readmission rates within 8-30 days				
Total number of readmissions within 8-30 days				
	All Services	Adult Services	Children's Services	Foster Care
24/25 Avg.	1	1	0	0
Feb-25	0	0	0	0
Mar-25	2	2	0	0
Apr-25	0	0	0	0
May-25	0	0	0	0
Jun-25	0	0	0	0
Jul-25	1	1	0	N/A
Aug-25	2	2	0	0
Sep-25	4	4	0	0
Oct-25	1	1	0	0
Nov-25	1	1	0	0
Dec-25	1	1	0	0
Jan-26	1	1	0	0
12 Mo. Avg.	1	1	0	0
Total	13	13	0	0

Psychiatric Inpatient Readmission rates within 8-30 days				
Readmission Rate - Goal is 10% or less within 8-30 days				
	All Services	Adult Services	Children's Services	Foster Care
24/25 Avg.	4%	4%	4%	0%
Feb-25	0%	0%	0%	N/A
Mar-25	6%	8%	0%	0%
Apr-25	0%	0%	0%	N/A
May-25	0%	0%	0%	N/A
Jun-25	0%	0%	0%	N/A
Jul-25	5%	5%	0%	N/A
Aug-25	10%	11%	0%	N/A
Sep-25	15%	17%	0%	0
Oct-25	4%	5%	0%	N/A
Nov-25	8%	11%	0%	N/A
Dec-25	4%	5%	0%	N/A
Jan-26	8%	8%	0%	N/A
12 Mo. Avg.	5%	6%	0%	0%

Graphs of "All Services"



8.0

QI Work Plan 3.1

Average Psychiatric Patient No-Show Rates				
MHP Standard for Psychiatrists - No Higher than 10%				
	All Services	Adult Services	Children's Services	Foster Care
24/25 Avg.	13%	12%	29%	0%
Feb-25	20%	21%	17%	N/A
Mar-25	5%	6%	0%	N/A
Apr-25	7%	4%	50%	N/A
May-25	16%	13%	25%	0%
Jun-25	29%	29%	N/A	N/A
Jul-25	0%	0%	0%	N/A
Aug-25	0%	0%	0%	0%
Sep-25	26%	27%	25%	0%
Oct-25	3%	4%	0%	N/A
Nov-25	7%	8%	0%	N/A
Dec-25	0%	0%	0%	N/A
Jan-26	6%	7%	0%	N/A
12 Mo. Avg.	10%	10%	11%	0%

Average Clinicians other than Psychiatrists Patient No-Show Rates				
MHP Standard for Clinicians other than Psychiatrists - No Higher than 10%				
	All Services	Adult Services	Children's Services	Foster Care
24/25 Avg.	7%	8%	3%	0%
Feb-25	5%	9%	0%	N/A
Mar-25	0%	0%	0%	N/A
Apr-25	16%	20%	9%	N/A
May-25	4%	7%	0%	0%
Jun-25	0%	0%	0%	0%
Jul-25	0%	0%	0%	N/A
Aug-25	0%	0%	0%	0%
Sep-25	8%	9%	6%	0%
Oct-25	14%	11%	18%	N/A
Nov-25	9%	7%	11%	N/A
Dec-25	0%	0%	0%	N/A
Jan-26	11%	13%	9%	N/A
12 Mo. Avg.	6%	6%	4%	0%

Graphs of "All Services"

