

# Family & Children's Services

October 2025 Monthly Report

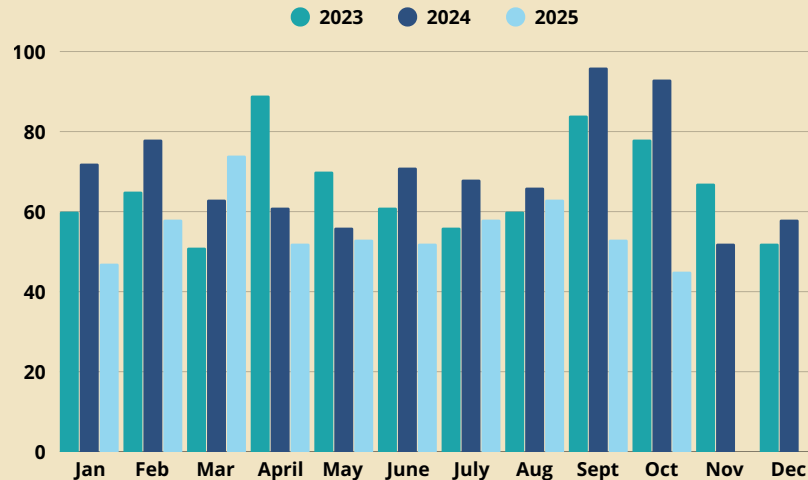
## Suspected Child Abuse

Family & Children's Services operates an Emergency Response Hotline 24 hours a day, 7 days a week, 365 days a year to receive reports of alleged child abuse and neglect.

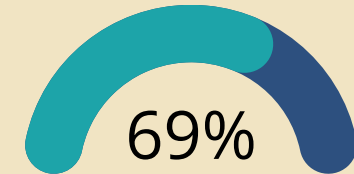
**Please call 1-866-236-0368 to report suspected child abuse.**

When a child abuse or neglect report is made, a team of professionals review the report and determine the level of response required to investigate the allegations and protect the child, if necessary, utilizing the statewide Structured Decision Making (SDM) system.

## Suspected Child Abuse Reports Assigned for Investigation



## October 2025 Response Rate for Immediate and 10-day State Requirement



If a referral meets standards that are determined by the State of California, a Social Worker is assigned to investigate the report immediately or within 10 calendar days. Some referrals require joint investigations with law enforcement and/or tribal representatives. **This response rate has increased 7% from October 2024.** Staffing fluctuations and resulting documentation delays are affecting this data point. The State standard is meeting or exceeding a 90% response rate.

## October 2025 Children and Youth in Care

**1** Short-Term Residential Therapeutic Program

**145** Home-Based Care which includes Tribally approved homes

Home-based care is the preferred option for children and youth. The department works with each case to identify natural supports placing children in the least restrictive environment and, preferably with a relative, family friend, tribally approved home or other familiar connection while maintaining safety.

In some cases, residential treatment is necessary due to mental health and/or substance abuse treatment needs. In these situations, the department works with a treatment team to address these concerns and move the youth to a home-based care setting as soon as possible.

## Child Welfare Re-Entry

Re-Entry tracks children and youth who have exited Child Welfare and re-entered within a 12-month period.

The Federal standard is having less than 5.6% re-entry.

**2024 6.9%**

**2023 16.9%**

**2022 11.5%**

*\* Data comes from CCWIP and is only available for annual reporting.*

## October 2025 County Approved Homes

**128** County Approved Resource Family Homes

**24** County Resource Family Homes in approval process

**In October 2024, FCS had 95 approved County RFA homes.**

The Resource Family Approval Unit has done tremendous work to increase the number of homes available for children and youth in need of foster care placement.

FCS also utilizes approved Resource Family Homes through Redwood Community Services, Tapestry Family Services and other Foster Family Agencies throughout the state for placement.

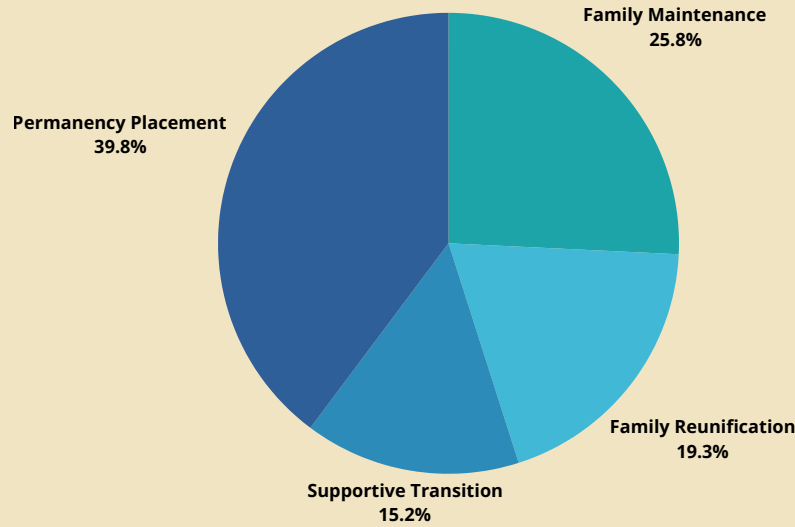
# Family & Children's Services

October 2025 Monthly Report

## 6 Youth Were Served Through The Wraparound Program in October 2025

Due to the complexity of services provided, State guidelines allow for a maximum of 8-12 cases per Wraparound team. Mendocino County Family & Children's Services has 1 Wraparound team providing a minimum of 6 months support for each aftercare step down case. This is a crucial program to increase successful reunification or permanency placement for children and youth returning from a higher level of care.

October 2025 Children and Youth by Program

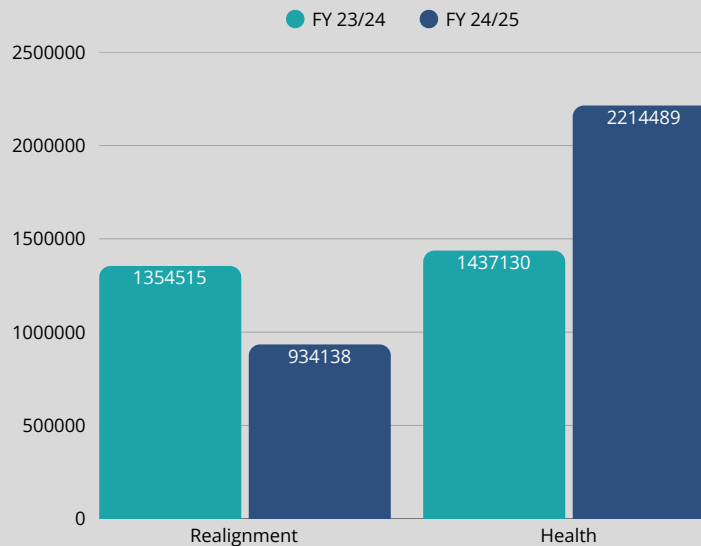


## Fiscal Year 24/25 Family & Children's Services Funding Sources

Family & Children's Services has increased training on accurate time coding for staff resulting in an increase in State and Health related funding and reducing reliance on Realignment funding.

**54%** Increase in Health Related Drawdown  
**23%** Increase in State Funding Drawdown

Realignment and Health Funding Year to Year



While all service costs continue to rise, Realignment funding levels have slightly decreased over the last fiscal year. In response, the department is maximizing underutilized funding streams. This has been made possible by increasing training ensuring staff are accurately reporting time spent to the correct time codes. More accurate reporting has resulted in shifting over 3,000 hours to reimbursable activities.

Health related reimbursements have historically been underutilized. In FY 24/25, we have seen an increase in Health related reimbursements filling the gap from decreasing Realignment funds.

Leadership continues to monitor time coding and shifting training as needed.

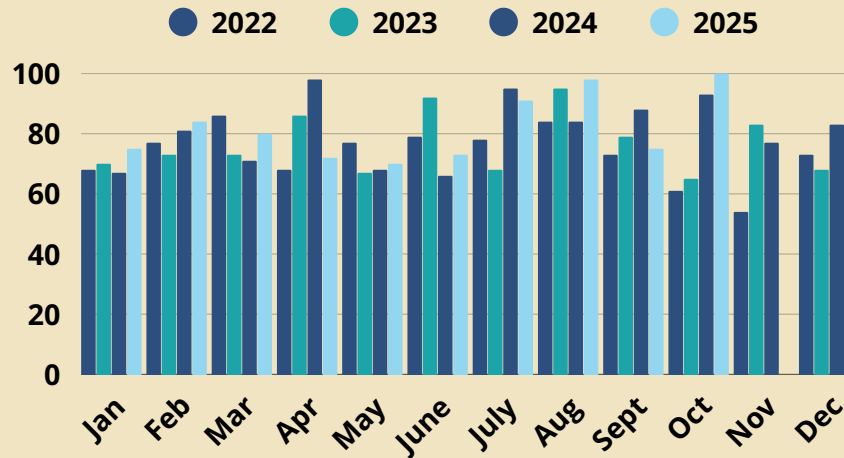
# Adult & Aging Services

October 2025 Monthly Report

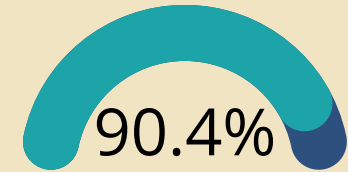
## Suspected Elder and Dependent Adult Abuse

APS is a 24-hour service mandated by the State of California and designed to investigate all reported at-risk situations involving elder adults (60 years of age and older) and dependent adults (ages 18-59 who are disabled). APS is a voluntary program. Any victim of elder or dependent adult abuse may refuse or withdraw consent, at any time, to an investigation or provision of services.

## Suspected Elder and Dependent Adult Abuse Reports Received and Investigated



## October 2025 10-day Response Time



If a referral meets standards that are determined by the State of California, a Social Worker is assigned to investigate the report and provide an in-person response either immediately or within 10 calendar days. Some referrals require joint investigations with law enforcement and/or tribal representatives. **September 2025, the response timeliness compliance rate was 95%.** Difficulty in client availability and documentation delays do affect this data point. The minimum expectation is meeting or exceeding a 90% response compliance rate.

**Please call 1-877-327-1799 to report suspected elder or dependent adult abuse.**

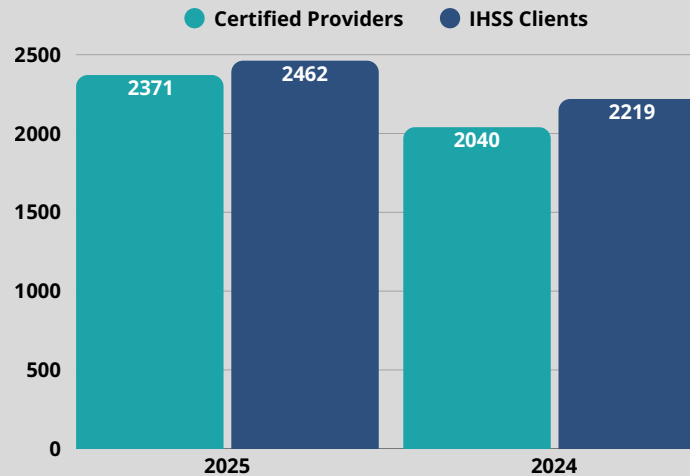
## October 2025 Housing Support

**1** APS- Home Safe Program is specifically designed to support APS clients to remain safely in their home or avoid homelessness. **Since this program launched in 2018, 87 APS clients were served in this program.**

**13** The Housing and Disability Advocacy Program (HDAP) assists people experiencing or at risk of homelessness who are likely eligible for disability benefits by providing advocacy for disability benefits as well as housing supports. **Since this program launched in 2016, 101 clients were served in this program.**

**Please call (707) 463-7900 to learn more about IHSS eligibility or to become an IHSS provider.**

## October 24/25 In-Home Supportive Services



While IHSS providers may care for more than one client, the need for providers continues to exceed providers available.

The In-Home Supportive Services (IHSS) program provides in-home assistance to eligible aged, blind, and disabled individuals as an alternative to out-of-home care and enables recipients to remain safely in their own homes.

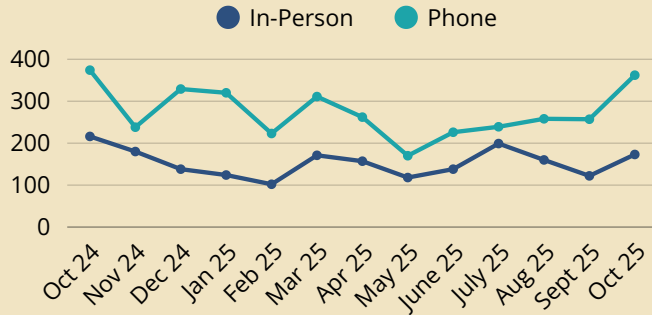
Eligibility criteria for all IHSS recipients is as follows:

- Must be a California resident.
- Must be Medi-Cal eligible
- Must live at home (acute care hospital, long-term care facilities, and licensed community care facilities are not considered "own home").
- Must submit a completed Health Care Certification form.

# Adult & Aging Services

October 2025 Monthly Report

## Veterans Client Contacts



Veterans Services staff can assist you in securing the maximum benefits such as:

- Compensation for service related disabilities
- Pension for veterans with non-service connected disabilities
- Education benefits
- Medical treatment at VA Medical Centers
- Home loan benefits
- And more!



**Dollars Awarded To Veterans Through Disability and Compensation Claims With Support of Veterans Services**

**FY 24/25 \$3,587,966**

**FY 23/24 \$2,001,484**

**FY 22/23 \$3,203,274**



## Fiscal Year 24/25 Adult & Aging Services

### In-Home Support Services Community Impact

	IHSS Paid Cases	IHSS Hours	IHSS Gross Wages
Jul 24	1,800	204,304	\$3,820,543
Aug 24	1,820	207,357	\$3,815,774
Sept 24	1,815	201,909	\$3,706,413
Oct 24	1,857	209,090	\$4,022,385
Nov 24	1,869	213,327	\$4,276,644
Dec 24	1,875	207,444	\$4,208,659
Jan 25	1,935	227,874	\$4,550,967
Feb 25	1,949	249,228	\$4,476,544
Mar 25	2,009	227,914	\$4,735,550
Apr 25	1,999	228,015	\$4,682,782
May 25	2,009	227,914	\$4,735,550
June 25	2,053	239,555	\$5,122,827

In-Home Support Services (IHSS) providers make up a large workforce in Mendocino County. These providers assist our elderly, disabled, sick and in need community members remain safely in their home. In FY 24/25, the IHSS program has brought into our communities over \$52,000,000 in wages.



*IHSS recipient, James, enjoying his grandchildren*

### Contract totals for services provided through AAS

Adult Protective Services Outreach contracts with 6 vendors - \$135,400  
 HDAP supportive services - \$145,000  
 HomeSafe supportive services - \$140,000

These contracted services helps to support elders and dependent adults to remain safely in their home through various contracted services.

These additional supports allow AAS staff to focus on emergency response, immediate needs, regulatory mandates, and reassessments while still providing clients with the supports they need.

# Employment & Family Assistance Services

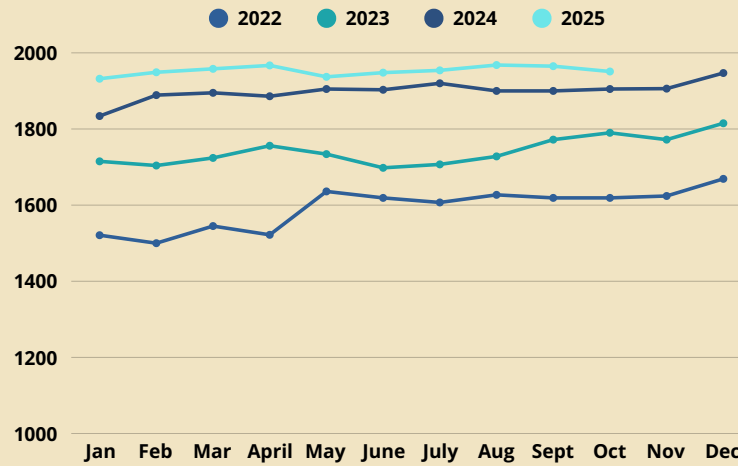
October 2025 Monthly Report

## CalWORKS

CalWORKS and Temporary Assistance to Needy Families (TANF) provide a temporary cash grant to eligible low-income families designed to promote self-sufficiency. These cash grants are based upon income and resource levels with medical costs covered through Medi-Cal.

**In October 2025, the CalWORKS program brought \$680,000 into our local economy supporting our most vulnerable community members in accessing temporary financial assistance.**

CalWORKS Customers Served



## October 2025 CalWORKS Housing Programs

10

Families served through Temporary Homeless Assistance. This program may pay for temporary shelter for up to 16 nights for homeless families.

0

Families served through Permanent Homeless Assistance. This program can assist with securing permanent residence with deposit assistance or pay up to 2 months of arrearages to prevent the household from becoming homeless due to a pending eviction.

14

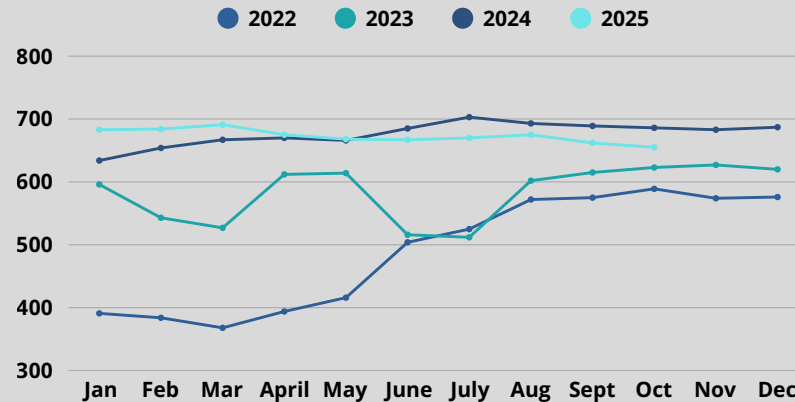
Families served through Housing Support Program. This program is a flexible progressive engagement program for CalWORKS families that can assist with eviction prevention, temporary or permanent housing supports, and barrier removal services. Services available are dependent upon funding levels, not an entitlement program.

## CalWORKS Job Services

CalWORKS Job Services provides employment and training services to eligible CalWORKS recipients. Participants receive guidance and support in career assessment, educational development, and life skills training.

**In October 2025, CalWORKS Job Services had 655 participants which is a decrease from 686 in October 2024.**

CalWORKS Job Services Welfare to Work Participants



\*The State program, CalSAWS, experienced a defect that deregistered some WTW program data for February, March, June and July 2023 lowering the number of participants. CalSAWS is aware of this glitch and has resolved the issue.

## October 2025 CalWORKS Job Services Support:

114

Children served with childcare assistance

37

Participants receiving transportation assistance (travel reimbursement, bus passes)

20

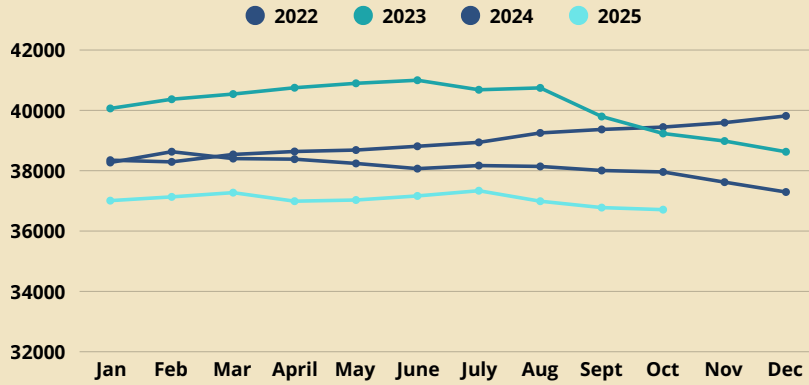
Participants receiving ancillary services (work/interview clothing, shoes, educational payments, school supplies)

The Student Training and Education Program (STEP) is a CalWORKS program that helps participants get education and training to find employment. STEP includes supportive services and counts study time toward welfare-to-work requirements.

# Employment & Family Assistance Services

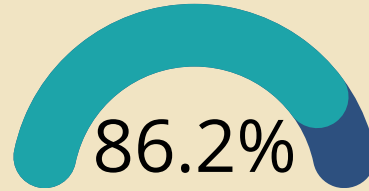
October 2025 Monthly Report

## Medi-Cal Individuals Served Through EFAS



With Medi-Cal redeterminations beginning following the end of the Public Health Emergency, the number of Medi-Cal individuals served through this department has decreased. Please note that not all Mendocino County residents covered by Medi-Cal are administered through this department.

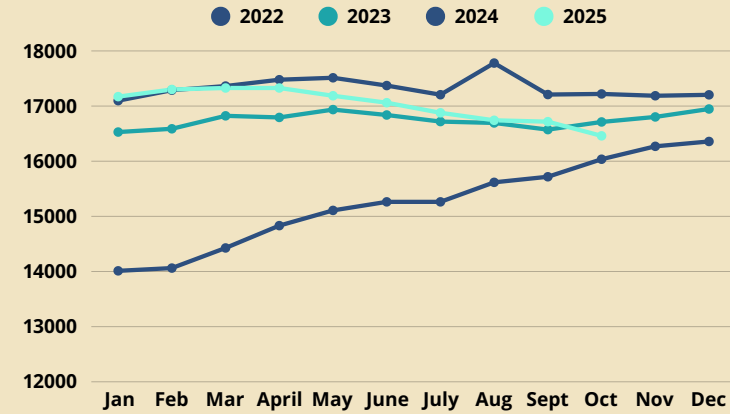
## October 2025 Medi-Cal Timely Redeterminations



The State target for Medi-Cal timely redeterminations is 90%. **September 2025, the response timeliness compliance rate was 88.5%.**

Although the County has made progress towards reaching the target, the volume of work exceeds the capabilities of current staffing levels.

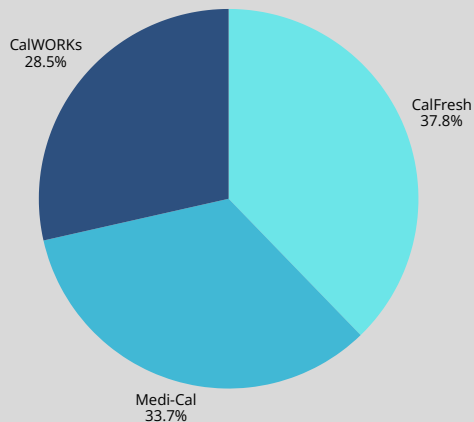
## CalFresh Individuals Served



**In October 2025, the CalFresh program brought \$3.2 million into the local economy** supporting individuals and families meet their basic food needs.

## Fiscal Year 24/25 Employment & Family Assistance Services Funding Sources

### Program Funding Breakdown



### CalWORKs Job Services Childcare Provider Payments

Childcare is a common barrier to maintaining employment for many Mendocino County parents. These payments are covered with no County General Funds and, **\$451,000** went to **support local childcare providers** through our CalWORKs Job Services program in the 24/25 FY.

**58** children served on average per month

**\$647.99** Average direct provider payment per child monthly



The Median Annual Cost for childcare in California varies by age group and remains unaffordable for many of our Mendocino County residents where our median household income is \$64,688. *Healthy Mendocino updated Feb 2025*

### CA Median Annual Childcare Cost Childcare Center

Infant	- \$19,710
Toddler	- \$12,380
Preschooler	- \$11,699
School-Age	- \$10,326

*Kidsdata.org 2022*