MENDOCINO COUNTY BEHAVIORAL HEALTH ADVISORY BOARD

REGULAR MEETING

AGENDA

September 17, 2025
1:00 PM – 3:30 PM

Location: Behavioral Health & Recovery Services, Conference Room 1, 1120 S. Dora Street, Ukiah, CA 95482

Chairperson
Jo Bradley

Vice Chair
Mo Mulheren

Secretary/Treasurer
Jenniffer Estevo

BOS Supervisor
Mo Mulheren

MEMBERSHIP:

ANTHONY BAROZA, *25 YRS AND UNDER*
JO BRADLEY, *5TH DISTRICT*
MARK DONEGAN, *VETERAN*
JENNIFFER ESTEVO, *2ND DISTRICT*
DENISE GORNY, *1ST DISTRICT*
PERRI KALLER, *3RD DISTRICT*
TIM BOSMA, *4TH DISTRICT*
MARTIN MARTINEZ, *5TH DISTRICT*
JEFF SHIPP, *3RD DISTRICT*
GINA DANNER, *LOCAL EDUCATION AGENCY*

OUR COMMITMENT: *To be committed to consumers, their families, and the delivery of quality care with the goals of recovery, human dignity, and the opportunity for individuals to meet their full potential.*

OUR VISION: *We support recovery and wellness for Medi-Cal beneficiaries with serious mental illness or substance misuse disorders through compassionate, culturally responsive care —working together to reduce disparities and strengthen our community.*

	Agenda Item / Description	Action
1. 3 minutes	**Call to Order, Roll Call, Quorum Notice, & Approve Agenda:** *Review and Possible Action.*	Board Action:
2. 10 minutes (Maximum)	**Public Comments:** *Members of the public wishing to comment on the BHAB will be recognized now. Any additional comments can be provided through email to bhboard@mendocinocounty.gov*	Board Action:
3. 10 minutes	**Plaque of Appreciation for Lois Lockart:** *Presentation*	Board Action:
4. 10 minutes	**Approval of Minutes from August 27, 2025, Regular Meeting:** *Review and Possible Action*	Board Action:

5. **5 minutes**	**Mendocino County Youth Project Report –** *Amanda Archer/Designee* A. Services Update	Board Action:
6. **15 minutes**	**Redwood Community Services Report –** *Victoria Kelly/Designee* A. Services Update	Board Action:
7. **15 minutes**	**Tapestry Report –** *Kendra Palma/Designee* A. Services Update	Board Action:
8. **15 minutes**	**Mendocino County Hospitality Center Report** – *Paul Davis/Designee* A. Services Update	Board Action:
9. **15 minutes**	**Anchor Health Management Report –** *Anchor Health Management Inc.* A. Services Update	Board Action:
10. **15 minutes**	**Mendocino County Specialty Mental Health Report –** *Karen Lovato, Deputy Director BHRS Operations* A. Services Update	Board Action:
11. **10 minutes**	**Mendocino County Report:** *Jenine Miller, Director of Health Services* A. Director Report Questions B. Federal Updates C. Legislative Updates D. PHF Updates	Board Action:
12. **15 minutes**	**Board & Committee Reports:** *Discussion and Possible Action* A. Chair – *Jo Bradley* B. Vice Chair – *Mo Mulheren* C. Secretary/Treasurer – *Jenniffer Estevo* D. Appreciation Committee – *Member Martinez*	Board Action:
13. **10 minutes**	**Member Comments:**	Board Action:
14. **2 minutes**	**Adjournment:**	Board Action:

AMERICANS WITH DISABLITIES ACT (ADA) COMPLIANCE

The Mendocino County Behavioral Health Advisory Board complies with ADA requirements and upon request will attempt to reasonably accommodate individuals with disabilities by making meeting material available in appropriate alternative formats (pursuant to Government Code Section 54953.2). Anyone requiring reasonable accommodations to participate in the meeting should contact the Mendocino County Behavioral Health Administrative Office by calling (707) 472-2355 at least five days prior to the meeting.

BHAB CONTACT INFORMATION:

PHONE: (707) 472-2355 | FAX: (707) 472-2788

EMAIL THE BOARD: bhboard@mendocinocounty.gov **| WEBSITE:** www.mendocinocounty.gov/bhab

MENDOCINO COUNTY BEHAVIORAL HEALTH ADVISORY BOARD

REGULAR MEETING

MINUTES

August 27, 2025
10:00 AM – 12:00 PM

Location: Behavioral Health Regional Training Center, 8207 East Rd., Redwood Valley, CA 95470

Chairperson
Jo Bradley

Vice Chair
Mo Mulheren

Secretary/Treasurer
Jenniffer Estevo

BOS Supervisor
Mo Mulheren

MEMBERSHIP:

ANTHONY BAROZA, *25 YRS AND UNDER*
JO BRADLEY, *5TH DISTRICT*
MARK DONEGAN, *VETERAN*
JENNIFFER ESTEVO, *2ND DISTRICT*
DENISE GORNY, *1ST DISTRICT*
PERRI KALLER, *3RD DISTRICT*
TIM BOSMA, *4TH DISTRICT*
MARTIN MARTINEZ, *5TH DISTRICT*
JEFF SHIPP, *3RD DISTRICT*
GINA DANNER, *LOCAL EDUCATION AGENCY*

OUR COMMITMENT: *To be committed to consumers, their families, and the delivery of quality care with the goals of recovery, human dignity, and the opportunity for individuals to meet their full potential.*

OUR VISION: *We support recovery and wellness for Medi-Cal beneficiaries with serious mental illness or substance misuse disorders through compassionate, culturally responsive care —working together to reduce disparities and strengthen our community.*

	Agenda Item / Description	Action
1. **3 minutes**	**Call to Order, Roll Call, Quorum Notice, & Approve Agenda:** *Review and Possible Action.* • Chair Bradley called the meeting to order at 10:02 am • Members present: Member Baroza, Chair Bradley, Member Estevo, Member Gorny, Member Martinez, Member Danner, • Members excused: Member Donegan, Member Bosma • Director Jenine Miller was present • Motion made by Member Gorny, seconded by Member Baroza to approve the Agenda. Motion was voted on and approved unanimously.	Board Action: Approved
2. **10 minutes (Maximum)**	**Public Comments:**	Board Action: None

	Members of the public wishing to comment on the BHAB will be recognized now. Any additional comments can be provided through email to bhboard@mendocinocounty.gov Jolene Treadaway, RCS • Reported out on the number of individuals RCS are currently serving within their outpatient and crisis services. Their locations are Ukiah, Willits, Fort Bragg and Redwood Valley. RCS has openings for services for clients on the coast. Brian Erickson, Tapestry • Reported out that Tapestry has seen an increase in referrals. Services have expanded in Fort Bragg. Tapestry provides services to Willits, Ukiah and Fort Bragg. HERO's program in the interview round for a private foundation funding, to fund the program for three years. Sarah Walsh, Anchor Health Management • Reported that medication management has been moved to Anchor's new building on Orchard Street. Reported Mental Health Rehabilitation Center (MHRC) is still under construction, but is almost done and will start posting jobs on Anchor's website soon. No update on date of completion. They have started reaching out to contract with counties, and have started the referral process with Mendocino County Behavioral Health. Wynd Novalty, NAMI Mendocino • Wynd stated that NAMI is primarily a volunteer organization. Invited to the State NAMI conference in Sacramento on October 16th, to speak about bringing NAMI to different cultures.	
3. **25 minutes**	**Fort Bragg Police Department:** *Thomas O'Neil, Captain* • Captain O'Neil presented a history and overview of the Care Response Unit (CRU) in Fort Bragg. CRU was established in 2020 through the efforts of Captain O'Neil and Supervisor Norvell, with the mission of reducing contacts between Law Enforcement and individuals with mental illness and substance misuse. • Captain O'Neil discussed the Fort Bragg Police Department (FBPD) acquiring the Emergency Weather Shelter (EWS) in 2021. Previously run through Hospitality Center based on the utilization of different churches around town in order provide shelter when the weather would meet certain conditions. In the four years since FBPD took over, they have had 2300 bed nights, and over 200 unduplicated clients utilize the Emergency Weather Shelter. • Captain O'Neil discussed Project Right Now. Project Right Now was funded through Youth Opioid Response Grant, with the intent of getting additional help for substance misuse in the schools, specifically after school and during the summer. • Talked about implementing a Fentanyl Task Force in response to tragic fentanyl deaths. Created three subcommittees: access to treatment, education, and to conduct a feasibility study on youth treatment closer than Tarzana that accepts Medi-Cal. • Talked about application and receiving Prop 47 Grant funds, 2.5 million dollars over three and a half years. With the grant funds	Board Action: None

	and money saved through non incarceration, FBPD agreed to go south from Fort Bragg to assist Mendocino, in conjunction with the community and the Sheriff's office. • Stated that FBPD's current mission statement is to treat the chronic to reduce the acute. • Member Shipp asked if there were other cities around the country that Captain O'Neil found inspiration from and also asked what the biggest hurdle to starting and maintaining the CRU team • Captain O'Neil stated that they did not take inspiration from anyone else, but they have replicated and assisted other programs. Stated the biggest hurdle was convincing people that the current model needs to look outside limitations. • Vice Chair Mulheren asked how FBPD interacts with Crisis, beyond housing. • Captain O'Neil stated he felt interactions have been reduced. He stated he has a good relationship with Crisis providers such as Denise Addison with RCS Crisis. Officers do not interact with Crisis outside of hospitals. • Supervisor Norvell asked about stigma relating to conservatorship, thoughts regarding taking away peoples rights, and the turn around after conservatorship ends. • Captain O'Neil stated he feels immediate change is necessary. • Member Martinez asked for information brochures. • Captain O'Neil gave an email (CRU@fortbragg.com) • The board thanked Captain O'Neil for attending and sharing input.	
4. **25 minutes**	**Ukiah Police Department:** ***Jason Chapman, Captain*** • Captain Chapman presented and discussed the Mobile Crisis Unit and the Heads Up program. • Captain Chapman talked about Megan Van Sant and the Heads Up Program and how amazing they have been with assisting individuals who need services. • Talked about Mobile Crisis (County and RCS) and how they are a great resource for the Ukiah Police Department (UPD). Mobile Crisis allows UPD to no longer be necessary on calls that Mobile Crisis is responding to. • Member Gorny asked if UPD had any interest in the Blue Envelope Program that is currently implemented on the Coast. Gave a brief overview of what the program entailed. • Captain Chapman was not familiar with the Blue Envelope Program, but was interested in more information. • A member of the community gave Captain Chapman information on the program as well. • Vice Chair Mulheren asked about what kind of training UPD officers receive regarding Crisis. • Captain Chapman stated that UPD officers have been going to CIT training seminars for the past four years. • Member Martinez asked if any officers were bi or multilingual. • Captain Chapman stated yes, multiple officers were bilingual.	Board Action: None

	• Member Martinez asked what's missing, what could be offered, or that isn't already. • Captain Chapman stated more resources are the biggest hurdle.	
5. **30 minutes**	**SUDT Providers Report Out:** A. Ford Steet: ***Jacque Williams*** • Jacque Williams reported out on the expansion efforts at the Ukiah Recovery Center, in particular a large treatment pavilion completed with multiple group rooms and one on one office rooms. The Sober Living Environment, 24 beds, to be completed at the same time. Completion to be on September 12, with a ribbon cutting. B. Redwood Community Services: ***Jolene Treadaway*** • Jolene Treadaway reported out on Redwood Community Services (RCS) various Substance Misuse Disorders programs. Discussed Tule house, which is for pregnant and parenting women. Any woman over the age of 18 and has Medi-Cal, pregnant and parenting specifically. Currently, has 8 treatment beds and 7 children's beds, with a grant plan of expanding to 16 treatment beds. C. New Life Clinic: • Reported out on New Life Clinic. New Life Clinic currently sees 315 patients. New Life Clinic has currently treated 46 patients with Hepatitis C, with a cure rate of 40. They are actively hiring, and have recently hired a registered nurse (RN) and another substance use counselor. She discussed the changes to Methadone treatment at the State and Federal level, and changes to testing. Discussed frequency in monitoring pregnancy patients. New Life Clinic has expanded their house to 6:00 AM to 3:30 PM, with plans to expand to 6:00 AM to 5:00 PM as they grow. • Vice Chair Mulheren asked to discuss group treatment. • Explained that groups are led by counselors or a licensed therapist, and if patients have co occurring mental disorder diagnosis, they are able to receive med treatment through New Life Clinic. **D.** Mendocino County: ***Jill Ales, Substance Use Manager*** • Jill announced impending retirement in four months. Discussed offices in Willits, Ukiah and Fort Bragg. Program recently went to a client centered model. The program has added evening groups and afternoon drug testing to meet the needs of those that work. SUDT offers three Court programs: Family Dependency Drug Court, Adult Drug Court, and Behavioral Health Court. SUDT offers a program within the Mendocino County Jail, that serves all populations. Ukiah Office has seventeen groups running weekly.	Board Action: None
6. **5 minutes**	**Mendocino County Report:** *Jenine Miller, Director of Health Services* A. Mendocino County Director Report Questions • No questions B. Federal Updates • CEO Antle is working on bringing a Health Summit before the Board of Supervisors on September 10th with the intent on discussing with providers the impact of Federal changes at all levels. Plan is to have County and Tribal representatives.	Board Action: None

	C. Legislative Updates • Reviewed some of the proposed legislative changes. D. PHF Updates • Facilities will be presenting to Measure B Committee on PHF updates.	
7. **3 minutes**	**Approval of Minutes from July 23, 2025, Regular Meeting** • Motion made by Member Gorny, seconded by Member Estevo to approve July 23, 2025, Minutes. • Member Martinez abstained.	Board Action: Approved
8. **10 minutes**	**Board & Committee Reports:** *Discussion and Possible Action* A. Chair – *Jo Bradley* • No Reports B. Vice Chair – *Mo Mulheren* • No Reports C. Secretary/Treasurer – *Jenniffer Estevo* • No Reports D. Appreciation Committee – *Member Martinez* • No Reports	Board Action: None
9. **3 Minutes**	**Member Comments:** • Member Shipp commented that he was impressed with everything that was discussed. He voiced his concerns regarding Youth Residential treatment, stating it is on the right path, but more needs to be done. • Chair Bradley commented that maybe Measure B funds could be used for youth, and maybe that was something to start working with. • Member Martinez further discussed the topic of youth treatment, stating what is happening currently with the youth in the county is concerning. • Dr. Miller stated working with Supervisor Cline on a resolution to band whippets, in the County.	Board Action: None
10. **2 minutes**	**Adjournment:** 11:55 am Motion to adjourn made by Member Shipp, seconded by Member Estevo, approved unanimously.	Board Action: Approved

BHAB CONTACT INFORMATION:

PHONE: (707) 472-2355 | FAX: (707) 472-2788

EMAIL THE BOARD: bhboard@mendocinocounty.gov | **WEBSITE:** www.mendocinocounty.gov/bhab

AMERICANS WITH DISABLITIES ACT (ADA) COMPLIANCE

The Mendocino County Behavioral Health Advisory Board complies with ADA requirements and upon request will attempt to reasonably accommodate individuals with disabilities by making meeting material available in appropriate alternative formats (pursuant to Government Code Section 54953.2). Anyone requiring reasonable accommodations to participate in the meeting should contact the Mendocino County Behavioral Health Administrative Office by calling (707) 472-2355 at least five days prior to the meeting.

_____

Jo Bradley, Chair Date

_____

BHAB Clerk Date

- **Board of Supervisors:**

Recently passed items or presentations:

Mental Health:

- Adoption of Proclamation Recognizing September 7th through September 13th, 2025, as National Suicide Prevention Week
- Adoption of Resolution Authorizing the Auditor-Controller/Treasurer-Tax Collector or Designee to Process and Pay for Outstanding Invoices, Totaling the Amount of $2,584.90, From Various Psychiatric Hospitals, Clinics and Physician Offices for Mandated Services Provided to Qualified Mendocino County Mental Health Clients
- Approval of Seventh Amendment to BOS Agreement No. 22-129 with Netsmart Technologies, Inc. in the Amount of $350,663.52 for a New Agreement Total of $2,524,473.93, to Provide Electronic Health Record Databases for Mendocino County Health Services, and Social Services, Effective July 1, 2022, through June 30, 2026
- Approval and Authorization of Execution by the Health Services Director, of Preliminary Intergovernmental Agreement No. 25-50104 to opt into Drug Medi-Cal Organized Delivery System (DMC-ODS) with the California Department of Health Care Services in the Amount of $0, to Provide or Arrange Covered DMS-ODS Services to Medi-Cal Members who Reside Within Mendocino County, Effective July 1, 2025, through December 31, 2026
- Approval of Retroactive Agreement with Inovalon, Inc. in the Amount of $262,714, to Provide National Committee for Quality Assurance (NCQA) Certified Data Analysis Software to Enable Behavioral Health and Recovery Services Run Healthcare Effectiveness Data and Information Set (HEDIS) Measures, Effective September 1, 2025, through August 31, 2028

Substance Abuse Disorders Treatment:

- Approval of the Health Services Director, on Behalf of the Mental Health Oversight Committee (Measure B), to Issue a Request for Proposal for Substance Misuse Treatment and Programs

Public Health:

- Approval of Second Amendment to Agreement No. BOS-23-031 with Charles Evans, M.D. in the Amount of $60,000, for a New Agreement Total of $210,000 to Provide Tuberculosis Control Officer, Disease Intervention Specialist, and Deputy Public Health Officer Duties, Effective January 1, 2023, through December 31, 2026
- Approval of Retroactive Binding Allocation Agreement Letter with California Department of Public Health for "Future of Public Health" (FoPH) Funds, in the Amount of $715,080 to Support Local Health Jurisdictions and Strengthen Local Infrastructure for the Period of July 1, 2025, through June 30, 2026
- Ratification of the Submission of the Application for Women, Infants and Children Program Funding with California Department of Public Health; Approval of Revenue

Agreement No. 25-10183 with the California Department of Public Health in the Amount of $3,835,719 to Support the Delivery of Services and Benefits of the Women, Infants, and Children Program, Effective October 1, 2025, through September 30, 2028; and Adoption of Resolution Authorizing Board of Supervisors to Approve Agreement and Authorizing the Health Services Director or Designee to Sign the Agreement and any Future Agreements that do not Exceed the Maximum Amount

Future BOS items or presentations:

Mental Health & Public Health:

- None

Substance Use Disorders Treatment:

- None

Staffing Updates:

- New Hires:
  - Mental Health: 0
  - Substance Use Disorder Treatment: 0
- Promotions:
  - Mental Health: 0
  - Substance Use Disorder Treatment: 0
- Transfers:
  - Mental Health: 0
  - Substance Use Disorder Treatment: 0
- Departures:
  - Mental Health: 0
  - Substance Use Disorder Treatment: 1
- Percent of Vacancies in Mental Health and Substance Use Disorder Treatment:
  - Mental Health/Mental Health Services Act: 26%
  - Substance Use Disorder Treatment: 15%

Audits/Site Reviews: July 2025

- No audit or site reviews in August 2025

Grievances/Appeals:

August 2025

- MHP Grievances: 0 (received in August)
- Pending: 0
- Resolved: 2
- SUDT Grievances: 0
- MHSA Issue Resolutions: 0
- Second Opinions: 0
- Change of Provider Requests: 0
- Pending: 0

- Resolved: 0
- Provider Appeals: 0
- Consumer Appeals: 0

- **Meetings of Interest:**

  - MHSA Forum/QIC Meeting will be held on Thursday, October 2, 2025, from 2:00 PM to 4:00 PM at Yuki Trails, 23000 Henderson Road, Covelo and via Teams.

- **Grant Opportunities:**

  - BHRS submitted the Bond BHCIP Round 2 Unmet Needs pre-application on August 29, 2025, and have a crucial pre-application consultation scheduled for later this month. This consultation is an important step in our process. The final application is due on October 28, 2025.
  - BHRS also submitted the CalCRG FY 2025-26 Phase 1 pre-application on September 5, 2025. This pre-application is the first step in a two-phase process to secure funding for our projects. The Phase 2 application is expected to be released in December. Only applicants who pass the Phase 1 application evaluation process will be invited to submit a Phase 2 application.

- **Significant Projects/Brief Status:**

Assisted Outpatient Treatment (AOT): AB 1421/Laura's Law July 2025 Data:

Melinda Driggers, AOT Coordinator, is accepting and triaging referrals:

- Referrals to date: 171
- Total that did not meet AOT criteria: 123
- Total FY 25/26 Referrals: 2
- Currently in Investigation/Screening/referral: 2
- Unable to locate/Connect: 0
- Pending Assessment to file Petition: 0
- Settlement Agreement/Full AOT FY 24/25: 0

Notes: There are going to be discrepancies with the number of clients referred and clients that did not meet the criteria. Just because someone was not ordered into AOT does not mean they did not meet the criteria. There are times when the County files a petition and the client does not show up to court, a higher level of care is needed, the client chose to participate in BHC instead, they were incarcerated, the client left the area, etc.

Most of the referrals AOT receives are from service providers, which means the client is already connected to services. When the county AOT Coordinator can contact a client, she assists in connecting them with services they are interested in.

Unable to locate/connect with the client: Even if unable to contact the client, the AOT Coordinator does a record review and notifies mobile crisis, mobile outreach, crisis, and the jail discharge planner letting them know we have a referral and need to touch-base with the client. If it looks like the client likely meets the criteria, the AOT Coordinator will put together an investigation report and send it for an assessment just in case they do have contact with the client.

Dual Response Mobile Crisis Response August 2025 Data:

- Total calls: 37
- Call Resulting in dispatch: 26
- Calls resulting in 5150: 3
- Fiscal Year to date 25/26: 94 total calls, 61 calls resulting in dispatch, 7 calls resulting in 5150

Educational Opportunities:

- MHSA Forum/QIC Meeting will be held on Thursday, October 2, 2025, from 2:00 PM to 4:00 PM at Yuki Trails, 23000 Henderson Road, Covelo and via Teams.

Mental Health Services Act (MHSA):

- MHSA Forum/QIC Meeting will be held on Thursday, October 2, 2025, from 2:00 PM to 4:00 PM at Yuki Trails, 23000 Henderson Road, Covelo and via Teams.

Lanterman Petris Short Conservatorships (LPS):

Number of individuals on LPS Conservatorships in August 2025: 68

- In County: 19
- Out of County: 49
- In: 3
- Out 2

Substance Use Disorders Treatment Services:

Number of Substance Use Disorders Treatment Clients Served in July 2025:

- Total number of clients served: 93
- Total number of services provided: 558
- Fort Bragg: 22 clients served for a total of 111 services provided
- Ukiah: 56 clients served for a total of 380 services provided
- Willits: 15 clients served for a total of 67 services provided

Number of Substance Use Disorder Clients Completion Status:

- Completed Treatment/Recovery: 6
- Left Before Completion: 7
- Lost Contact/Service Unavailable: 11
- Discharged to Rehab Facility/Incarceration: 0
- Other: 3

New Contracts:

- None.

Capital Facilities Projects:

- **Willow Terrace Project and Orr Creek Commons Phase 2:**
  Filling vacancy as available. Community support offered at both sites by wellness and mobile crisis teams.

- **CRT: Phoenix House in August 2025**:
    - 11 unduplicated clients; 6 admissions, 4 discharges
    - Total bed days: 367
    - 2 open beds at time of report
    - Successes: one client returned to their home, one returned to live with family before going into residential treatment.

- **PHF: Psychiatric Health Facility 9/8/2025:**
  The construction of the Psychiatric Health Facility is progressing well, with the structure currently 90% complete. Ongoing site work includes concrete installation around key locations, specifically Whitmore Lane and State Street. Next week, a landscape subcontractor is scheduled to visit the job site to assess and discuss the planned layout for landscaping, which will enhance the facility's environment and overall aesthetics. Additionally, we are expecting the delivery of the switchgear, a critical component for electrical distribution, to take place in December.

Mendocino County Behavioral Health and Recovery Services
Behavioral Health Advisory Board General Ledger
FY 24/25
9/3/2025

ORG	OBJ	ACCOUNT DESCRIPTION	YR/PER/JNL	EFF DATE	AMOUNT	INVOICE #	CHECK #	VENDOR NAME	COMMENT
MHB	862080	FOOD	2025/02/001268	08/29/2024	69.57		4398354	SAFEWAY	ACCT# 85006
MHB	862080	FOOD	2025/03/001159	09/26/2024	85.97		4399788	SAFEWAY	ACCT# 85006
MHB	862080	FOOD	2025/04/001406	10/31/2024	61.96		4401516	SAFEWAY	ACCT# 85006
MHB	862080	FOOD	2025/06/000935	12/19/2024	101.70		4403812	SAFEWAY	ACCT# 85006
		FOOD Total			**$319.20**				
MHB	862150	MEMBERSHIPS	2025/08/000914	02/27/2025	700.00	MCMH10/15/24 BHBDUES	4407421	CALBHB/C	CAL BHB/C MEMBERSHIP DUES FY 2
		MEMBERSHIPS TOTAL			**$700.00**				
MHB	862170	OFFICE EXPENSE	2025/04/000981	10/08/2024	35.78				Amazon.com Z81VW3EY2 - Purchas
MHB	862170	OFFICE EXPENSE	2025/05/000893	11/08/2024	62.29				WALMART.COM 8009256278 - Purch
MHB	862170	OFFICE EXPENSE	2025/12/000717	06/09/2025	27.92				AMAZON MKTPL NN6QA3A50 - Purch
MHB	862170	OFFICE EXPENSE	2025/12/002661	06/30/2025	36.73				Amazon.com NQ2AQ8RS2 - Purchas
		OFFICE EXPENSE Total			**$162.72**				
MHB	862190	PUBL & LEGAL NOTICES							
		PUBL & LEGAL NOTICES Total			**$0.00**				
MHB	862210	RNTS & LEASES BLD GRD	2025/04/001395	10/30/2024	45.00				BHAB 10.23.24 INV 24.25-020
MHB	862210	RNTS & LEASES BLD GRD	2025/08/000123	02/05/2025	45.00				BHAB MTG 12.18.24 INV24.25-026
MHB	862210	RNTS & LEASES BLD GRD	2025/08/001038	02/27/2025	45.00				BHAB MTG 2.26.25 INV 24.25-024
MHB	862210	RNTS & LEASES BLD GRD	2025/11/001004	05/22/2025	50.00			MENDO PRESBYTERIAN	FY 24/25 05/28/2025 ADVISORY B
		RNTS & LEASES BLD GRD Total			**$185.00**				
MHB	862250	TRNSPRTATION & TRAVEL	2025/03/000586	09/12/2024	80.40		4398916	MARTINEZ MARTIN D	08/28/2024 IN CO MIL BHAB MTG
MHB	862250	TRNSPRTATION & TRAVEL	2025/03/000887	09/19/2024	69.01		4399311	GORNY DENISE	08/28/2024 IN CO MIL
MHB	862250	TRNSPRTATION & TRAVEL	2025/04/001174	10/24/2024	87.10		4401035	MARTINEZ MARTIN D	09/25/2024 IN CO MIL BHAB MTG
MHB	862250	TRNSPRTATION & TRAVEL	2025/12/002232	06/30/2025	91.00		4413611	MARTINEZ MARTIN D	05/28/2025 IN CO MIL BHAB MTG
MHB	862250	TRNSPRTATION & TRAVEL	2025/12/002232	06/30/2025	80.40		4413611	MARTINEZ MARTIN D	06/23/2025 IN CO MIL BHAB MTG
MHB	862250	TRNSPRTATION & TRAVEL	2025/12/003386	06/30/2025	15.75				FY 24.25 JUNE BHRS GARAGE BILL
		TRNSPRTATION & TRAVEL Total			**$423.66**				
		TRAVEL & TRSP OUT OF COUNTY Total			**$0.00**				
		Grand Total			**$1,790.58**				

Summary of Budget for FY 24/25

OBJ	ACCOUNT DESCRIPTION	Budget Amount	YTD Exp	Remaining Budget
862080	Food	1,000.00	319.20	680.80
862150	Memberships	700.00	700.00	0.00
862170	Office Expense	500.00	162.72	337.28
862190	Publ & Legal Notices	0.00	0.00	0.00
862210	Rents & Leases Bld	360.00	185.00	175.00
862250	In County Travel	3,000.00	423.66	2,576.34
862253	Out of County Travel	2,000.00	0.00	2,000.00
	Total Budget	$7,560.00	$1,790.58	$5,769.42

Behavioral Health and Recovery Services
Mental Health FY 2024-2025
Budget Summary
Year-to-Date as of September 3, 2025

	Program	FY 24-25 Approved Budget	Expenditures						Revenue					Total Net Cost
			Salaries & Benefits	Services & Supplies	Other Charges	Fixed Assets	Operating Transfers	Total Expenditures	2011 Realignment	1991 Realignment	Medi-Cal FFP	Other	Total Revenue	
1	Mental Health (Overhead)	(7,220,987)	-	717,613	23,190,306	-	-	23,907,919	-	(21,532)	(14,035,923)	(9,677,246)	(23,734,701)	173,218
2	Administration - MHAD75	1,042,476	619,490	167,186	-	-	-	786,677	-	-	-	(52,445)	(52,445)	734,232
4	MHARPA	-	-	-	-	-	-	-	-	-	-	-	-	-
5	CalWORKs - MHAS32	-	1,301	-	-	-	-	1,301	-	-	-	(1,614)	(1,614)	(313)
6	Mobile Outreach Program - MHAS33	-	7,715	173	-	-	-	7,888	-	-	-	-	-	7,888
7	Adult Services - MHAS75	12,200	36,349	3,723	-	-	-	40,072	-	-	-	-	-	40,072
8	Path Grant - MHAS91	-	-	56,520	-	-	-	56,520	-	-	-	(27,706)	(27,706)	28,814
9	SAMHSA Grant - MHAS92	-	-	163,841	-	-	-	163,841	-	-	-	(147,449)	(147,449)	16,392
10	Mental Health Board - MHB	7,560	-	1,791	-	-	-	1,791	-	-	-	-	-	1,791
11	CCMU -BCHIP - MHBCMU	-	122,262	120,835	-	75,786	-	318,883	-	-	-	(287,120)	(287,120)	31,763
12	Business Services - MHBS75	931,860	926,084	106,381	-	-	-	1,032,465	-	-	-	(21,772)	(21,772)	1,010,694
13	MHCALA - Cal-Aim	-	-	29,400	-	-	-	29,400	-	-	-	-	-	29,400
14	CCMU Grant - CCRRSAA Funds	-	240,748	-	-	-	-	240,748	-	-	-	-	-	240,748
15	MH Grant (Other)	-	54,455	13,148	-	-	-	67,603	-	-	-	-	-	67,603
16	AB109 - MHMS70	(21,989)	139,411	92	-	-	-	139,504	-	-	-	(101,687)	(101,687)	37,816
17	Conservatorship - MHMS75	2,537,033	98,922	76,131	3,977,587	-	-	4,152,640	-	-	-	(1,548,799)	(1,548,799)	2,603,842
18	Public Conservator Office - MHPC75	253,545	281,416	6,999	-	-	-	288,415	-	-	-	(23,432)	(23,432)	264,983
19	QA/QI - MHQA99	2,458,302	615,744	1,115,054	-	-	-	1,730,798	-	-	-	(74,268)	(74,268)	1,656,529
a	Total YTD Expenditures & Revenue	-	3,143,898	2,578,887	27,167,893	75,786	-	32,966,463	-	(21,532)	(14,035,923)	(11,963,537)	(26,020,992)	6,945,471
b	FY 2024-2025 Adjusted Budget	-	5,217,919	5,523,496	23,577,144	-	3,970,135	38,288,694	-	-	(17,824,736)	(20,463,958)	(38,288,694)	-
c	Variance	-	2,074,021	2,944,610	(3,590,749)	(75,786)	3,970,135	5,322,231	-	21,532	(3,788,813)	(8,500,421)	(12,267,702)	(6,945,471)

Behavorial Health and Recovery Services
Mental Health Services Act (MHSA) FY 2024-2025
Budget Summary
Year-to-Date as of September 3, 2025

	Program	FY 24-25 Approved Budget	Expenditures						Revenue				Total Net Cost
			Salaries & Benefits	Services & Supplies	Other Charges	Fixed Assets	Operating Transfers	Total Expenditures	Revenue Prop 63	Medi-Cal FFP	Other-Revenue	Total Revenue	
1	**Community Services & Support**	(261,848)	692,895	523,843	12,584,328	370,000	1,346,803	**15,517,869**	(6,770,230)	(11,307,121)	(211,700)	**(18,289,050)**	**(2,771,180)**
2	**Prevention & Early Intervention**	1,302,360	473,382	268,697	-	-	17,228	**759,308**	(1,665,374)		(42,876)	**(1,708,250)**	**(948,942)**
3	**Innovation**	366,783	104,361	9,493	-	47,300	-	**161,154**	(443,979)		(13,399)	**(457,378)**	**(296,224)**
4	**Workforce Education & Training**	-	-		-	-	-	**-**	**-**		-	**-**	**-**
5	**Capital Facilities & Tech Needs**	-	-	-	-	-	-	**-**	**-**		-	**-**	**-**
a	**Total YTD Expenditures & Revenue**	**1,407,295**	1,270,638	802,034	12,584,328	417,300	1,364,031	**16,438,332**	**(8,879,583)**	**(11,307,121)**	**(267,974)**	**(20,454,678)**	**(4,016,346)**
b	**FY 2024-2025 Adjusted Budget**	**-**	1,722,283	2,961,717	6,913,006	-	980,907	**12,577,913**	**(7,096,483)**	**-**	**(5,481,430)**	**(12,577,913)**	**-**
c	**Variance**	-	451,645	2,159,683	(5,671,322)	(417,300)	(383,124)	**(3,860,419)**	**1,783,100**	**11,307,121**	**(5,213,456)**	**7,876,765**	**4,016,346**

* **Prudent Reserve Balance** **1,018,338**

* WIC Section 5847 (a)(7) - Establishment & maintenance of a prudent reserve to ensure the county continues to be able to serve during years in which revenues for the Mental Health Services Fund are below recent averages adjusted by changes in the state population and the California Consumer Price Index

Behavioral Health and Recovery Services
Substance Use Disorder Treatment (SUDT) FY 2024-2025
Budget Summary
Year-to-Date as of September 3, 2025

	Program	FY 24-25 Approved Budget	Expenditures						Revenue					Total Net Cost
			Salaries & Benefits	Services and Supplies	Other Charges	Fixed Assets	Operating Transfers	Total Expenditures	SABG AND FDMC	2011 Realignment	Medi-Cal FFP	Other	Total Revenue	
1	SUDT Overhead	(2,816,730)		68,349	2,232,231			2,300,581	(12,913,250)	-	(271,722)	(1,822,362)	(15,007,333)	(12,706,753)
2	County Wide Services - SU0035	1,350,760		37,030,843				37,030,843				-	-	37,030,843
4	Ukiah Adult Treatment Services - SU0100	101,199	238,520	61,324				299,845				(100,906)	(100,906)	198,939
5	Drug Court Services - SU0105	22,406	56,430	37				56,467	-			(42,847)	(42,847)	13,620
6	Women in Need of Drug Free Opportunities - SU0125	62,035	59,961	3,784				63,745	-			(21,841)	(21,841)	41,904
7	Family Drug Court - SU0127	-	228,239	2,483				230,722				(57,784)	(57,784)	172,938
8	Friday Night Live - SU0158	4,229	6,087	3,422				9,509					-	9,509
9	Willits Adult Services - SU0200	(97,309)	117,423	12,630				130,053				(31,555)	(31,555)	98,498
10	Fort Bragg Adult Services - SU0300	211,861	202,523	29,509				232,031				(2,552)	(2,552)	229,480
11	SU0MIP	-	44,264	81,267				125,531				(144,725)	(144,725)	(19,194)
11	Administration - SUADMN	1,294,938	571,869	328,324				900,193				(18,888)	(18,888)	881,305
12	Adolescent Services - SUADOL	(33,500)	146,470	2,296				148,767	(109,762)			(8,735)	(118,496)	30,270
13	SABG ARPA - SUARPA	-	45,793	41,774				87,567				(95,654)	(95,654)	(8,086)
14	COSSAAP - SUCOSP	-	69,789	-				69,789				(83,943)	(83,943)	(14,154)
15	SUGRNT	-	180,754	176,549				357,303				(153,515)	(153,515)	203,788
16	Prevention Services - SUPREV	(99,889)	84,599	29,549				114,148	(87,622)			-	(87,622)	26,526
a	tal YTD Expenditures & Revenue	-	2,052,722	37,872,140	2,232,231	-	-	42,157,094	(13,110,633)	-	(271,722)	(2,585,306)	(15,967,662)	26,189,432
b	FY 2024-2025 Adjusted Budget	-	2,633,262	12,626,691	-	-	-	15,259,953	(1,765,156)	(71,360)	(478,768)	(12,944,669)	(15,259,953)	-
c	Variance	-	580,540	(25,245,449)	(2,232,231)	-	-	(26,897,141)	11,345,477	(71,360)	(207,046)	(10,359,363)	707,709	(26,189,432)

Mendocino County Behavioral Health and Recovery Services
Behavioral Health Advisory Board General Ledger
FY 25/26
9/3/2025

ORG	OBJ	ACCOUNT DESCRIPTION	YR/PER/JNL	EFF DATE	AMOUNT	INVOICE #	CHECK #	VENDOR NAME	COMMENT
MHB	862080	FOOD							
MHB	862080	FOOD							
MHB	862080	FOOD							
MHB	862080	FOOD							
		FOOD Total			**$0.00**				
MHB	862150	MEMBERSHIPS							
		MEMBERSHIPS TOTAL			**$0.00**				
MHB	862170	OFFICE EXPENSE	2026/02/000665	08/08/2025	73.93				UKIAH TROPHIES & GIFTS - Purch
MHB	862170	OFFICE EXPENSE							
MHB	862170	OFFICE EXPENSE							
MHB	862170	OFFICE EXPENSE							
		OFFICE EXPENSE Total			**$73.93**				
MHB	862190	PUBL & LEGAL NOTICES							
		PUBL & LEGAL NOTICES Total			**$0.00**				
MHB	862210	RNTS & LEASES BLD GRD							
MHB	862210	RNTS & LEASES BLD GRD							
MHB	862210	RNTS & LEASES BLD GRD							
MHB	862210	RNTS & LEASES BLD GRD							
		RNTS & LEASES BLD GRD Total			**$0.00**				
MHB	862250	TRNSPRTATION & TRAVEL							
MHB	862250	TRNSPRTATION & TRAVEL							
MHB	862250	TRNSPRTATION & TRAVEL							
MHB	862250	TRNSPRTATION & TRAVEL							
MHB	862250	TRNSPRTATION & TRAVEL							
MHB	862250	TRNSPRTATION & TRAVEL							
		TRNSPRTATION & TRAVEL Total			**$0.00**				
		TRAVEL & TRSP OUT OF COUNTY Total			**$0.00**				
		Grand Total			**$73.93**				

Summary of Budget for FY 24/25

OBJ	ACCOUNT DESCRIPTION	Budget Amount	YTD Exp	Remaining Budget
862080	Food	1,000.00	0.00	1,000.00
862150	Memberships	700.00	0.00	700.00
862170	Office Expense	500.00	73.93	426.07
862190	Publ & Legal Notices	0.00	0.00	0.00
862210	Rents & Leases Bld	360.00	0.00	360.00
862250	In County Travel	3,000.00	0.00	3,000.00
862253	Out of County Travel	2,000.00	0.00	2,000.00
	Total Budget	$7,560.00	$73.93	$7,486.07

Behavioral Health and Recovery Services
Mental Health FY 2025-2026
Budget Summary
Year-to-Date as of September 3, 2025

	Program	FY 25-26 Approved Budget	Expenditures						Revenue					Total Net Cost
			Salaries & Benefits	Services & Supplies	Other Charges	Fixed Assets	Operating Transfers	Total Expenditures	2011 Realignment	1991 Realignment	Medi-Cal FFP	Other	Total Revenue	
1	Mental Health (Overhead)	(6,369,775)	-	1,705	1,165,064	-	-	1,166,768	-	(1,140,593)	-	-	(1,140,593)	26,176
2	Administration - MHAD75	640,142	201,950	12,978	-	-	-	214,928	-	-	-	(5,000)	(5,000)	209,928
4	MHARPA	-	-	-	-	-	-	-	-	-	-	-	-	-
5	CalWORKs - MHAS32	-	-	-	-	-	-	-	-	-	-	-	-	-
6	Mobile Outreach Program - MHAS33	-	-	-	-	-	-	-	-	-	-	-	-	-
7	Adult Services - MHAS75	167,241	-	94	-	-	-	94	-	-	-	-	-	94
8	Path Grant - MHAS91	-	-	-	-	-	-	-	-	-	-	-	-	-
9	SAMHSA Grant - MHAS92	-	-	-	-	-	-	-	-	-	-	-	-	-
10	Mental Health Board - MHB	7,560	-	73	-	-	-	73	-	-	-	-	-	73
11	CCMU -BCHIP - MHBCMU	-	15,092	319	-	-	-	15,411	-	-	-	-	-	15,411
12	Business Services - MHBS75	1,208,929	179,500	20,701	-	-	-	200,202	-	-	-	-	-	200,202
13	MHCALA - Cal-Aim	-	-	-	-	-	-	-	-	-	-	-	-	-
14	CCMU Grant - CCRRSAA Funds	-	-	-	-	-	-	-	-	-	-	-	-	-
15	MH Grant (Other)	-	-	37	-	-	-	37	-	-	-	-	-	37
16	AB109 - MHMS70	(401)	23,052	-	-	-	-	23,052	-	-	-	-	-	23,052
17	Conservatorship - MHMS75	2,618,918	12,110	3,834	196,810	-	-	212,754	-	-	-	(954)	(954)	211,800
18	Public Conservator Office - MHPC75	391,366	46,079	3,970	-	-	-	50,049	-	-	-	-	-	50,049
19	QA/QI - MHQA99	1,336,020	165,565	12,428	-	-	-	177,993	-	-	-	-	-	177,993
a	Total YTD Expenditures & Revenue	-	643,348	56,139	1,361,874	-	-	2,061,360	-	(1,140,593)	-	(5,954)	(1,146,547)	914,813
b	FY 2025-2026 Adjusted Budget	-	4,026,732	3,310,862	35,945,781	-	-	43,283,375	-	(21,532)	(24,731,238)	(18,530,605)	(43,283,375)	-
c	Variance	-	3,383,384	3,254,723	34,583,907	-	-	41,222,015	-	1,119,061	(24,731,238)	(18,524,651)	(42,136,828)	(914,813)

Behavorial Health and Recovery Services
Mental Health Services Act (MHSA) FY 2025-2026
Budget Summary
Year-to-Date as of September 3, 2025

	Program	FY 25-26 Approved Budget	Expenditures						Revenue				Total Net Cost
			Salaries & Benefits	Services & Supplies	Other Charges	Fixed Assets	Operating Transfers	Total Expenditures	Revenue Prop 63	Medi-Cal FFP	Other-Revenue	Total Revenue	
1	**Community Services & Support**	3,807,428	184,997	43,667	417,810	-		**646,474**	(795,330)	-	-	**(795,330)**	**(148,856)**
2	**Prevention & Early Intervention**	1,627,992	77,512	647	-	-	-	**78,159**	(198,833)	-	-	**(198,833)**	**(120,674)**
3	**Innovation**	133,919	-	-	-	-	-	**-**	(52,324)	-	-	**(52,324)**	**(52,324)**
4	**Workforce Education & Training**	-	-	-	-	-	-	**-**	**-**	**-**	-	**-**	**-**
5	**Capital Facilities & Tech Needs**	-	-	-	-	-	-	**-**	**-**	**-**	-	**-**	**-**
a	**Total YTD Expenditures & Revenue**	**5,569,339**	262,509	44,314	417,810	-	-	**724,633**	**(1,046,487)**	**-**	**-**	**(1,046,487)**	**(321,854)**
b	**FY 2025-2026 Adjusted Budget**	**-**	2,982,071	2,806,466	17,395,067	-	2,353,587	**25,537,191**	**(6,249,880)**	**(13,612,972)**	**(105,000)**	**(19,967,852)**	**19,182,311**
c	**Variance**	-	2,719,562	2,762,152	16,977,257	-	2,353,587	**24,812,558**	**(5,203,393)**	**(13,612,972)**	**(105,000)**	**(18,921,365)**	**5,891,193**

* **Prudent Reserve Balance** **1,018,338**

* WIC Section 5847 (a)(7) - Establishment & maintenance of a prudent reserve to ensure the county continues to be able to serve during years in which revenues for the Mental Health Services Fund are below recent averages adjusted by changes in the state population and the California Consumer Price Index

Behavioral Health and Recovery Services
Substance Use Disorder Treatment (SUDT) FY 2025-2026
Budget Summary
Year-to-Date as of September 3, 2025

	Program	FY 25-25 Approved Budget	Expenditures						Revenue					Total Net Cost
			Salaries & Benefits	Services and Supplies	Other Charges	Fixed Assets	Operating Transfers	Total Expenditures	SABG AND FDMC	2011 Realignment	Medi-Cal FFP	Other	Total Revenue	
1	SUDT Overhead	(24,613,410)	-	-	-	-	-	-	-	-	-	(1,497)	(1,497)	(1,497)
2	County Wide Services - SU0035	23,456,465	-	500	-	-	-	500	-	-	-	-	-	500
4	Ukiah Adult Treatment Services - SU0100	(40)	66,342	538	-	-	-	66,879	-	-	-	(634)	(634)	66,245
5	Drug Court Services - SU0105	-	23,390	-	-	-	-	23,390	-	-	-	-	-	23,390
6	Women in Need of Drug Free Opportunities - SU0125	-	137	39	-	-	-	176	-	-	-	-	-	176
7	Family Drug Court - SU0127	-	28,569	73	-	-	-	28,643	-	-	-	-	-	28,643
8	Friday Night Live - SU0158	-	-	-	-	-	-	-	-	-	-	-	-	-
9	Willits Adult Services - SU0200	-	30,651	139	-	-	-	30,790	-	-	-	-	-	30,790
10	Fort Bragg Adult Services - SU0300	-	22,894	834	-	-	-	23,728	-	-	-	-	-	23,728
11	SU0MIP	-	-	-	-	-	-	-	-	-	-	-	-	-
11	Administration - SUADMN	1,156,983	93,117	12,107	-	-	-	105,224	-	-	-	(1,535)	(1,535)	103,689
12	Adolescent Services - SUADOL	-	32,894	217	-	-	-	33,111	-	-	-	-	-	33,111
13	SABG ARPA - SUARPA	-	-	-	-	-	-	-	-	-	-	-	-	-
14	COSSAAP - SUCOSP	-	-	-	-	-	-	-	-	-	-	-	-	-
15	SUGRNT	2	-	10,047	-	-	-	10,047	-	-	-	-	-	10,047
16	Prevention Services - SUPREV	-	3,528	296	-	-	-	3,823	-	-	-	-	-	3,823
a	Total YTD Expenditures & Revenue	-	301,523	24,790	-	-	-	326,312	-	-	-	(3,666)	(3,666)	322,646
b	FY 2025-2026 Adjusted Budget	-	2,315,604	24,222,107	2,972,534	-	-	29,510,245	(23,731,583)	-	(478,768)	(5,299,894)	(29,510,245)	-
c	Variance	-	2,014,081	24,197,317	2,972,534	-	-	29,183,933	(23,731,583)	-	(478,768)	(5,296,228)	(29,506,579)	(322,646)

Timeliness Charts and Graphs

1.

QI Work Plan 2.1

Length of Time from Initial Request to first offered Appt. - Mean BPSA - MHP Standard or Goal - 10 Business Days - 90%				
	All Services	Adult Services	Children's Services	Foster Care
23/24 Avg.	**6**	**5**	**7**	**7**
Aug-24	5	5	6	1
Sep-24	9	6	10	0
Oct-24	5	5	5	N/A
Nov-24	5	4	5	2
Dec-24	6	5	7	3
Jan-25	9	7	11	10
Feb-25	3	4	3	N/A
Mar-25	4	5	4	7
Apr-25	4	4	4	2
May-25	4	3	5	N/A
Jun-25	4	3.2	3.9	1
Jul-25	3.43	3.4	3.5	N/A
12 Mo. Avg.	5	5	6	3

Length of Time from Initial Request to first offered Appt. - Median BPSA - MHP Standard or Goal - 10 Business Days - 90%				
	All Services	Adult Services	Children's Services	Foster Care
23/24 Avg.	**4**	**3**	**5**	**7**
Aug-24	5	4	5	1
Sep-24	5	5	6	0
Oct-24	4	5	4	N/A
Nov-24	5	5	5	2
Dec-24	5	5	6	3
Jan-25	8	5	9	10
Feb-25	2	2	2	N/A
Mar-25	3	2	3	9
Apr-25	3	3	2	2
May-25	2	2	4	N/A
Jun-25	2	5	3	1
Jul-25	3	3	3	N/A
12 Mo. Avg.	4	4	4	4

Length of Time from Initial Request to first offered Appt. BPSA - MHP Standard or Goal - 10 Business Days - 90%				
	All Services	Adult Services	Children's Services	Foster Care
23/24 Avg.	**89%**	**91%**	**87%**	**87%**
Aug-24	93%	97%	84%	100%
Sep-24	77%	89%	73%	0%
Oct-24	97%	100%	96%	N/A
Nov-24	100%	100%	100%	100%
Dec-24	92%	98%	85%	100%
Jan-25	66%	76%	58%	100%
Feb-25	95%	94%	98%	N/A
Mar-25	95%	94%	97%	100%
Apr-25	96%	97%	95%	100%
May-25	97%	98%	95%	N/A
Jun-25	96%	98%	94%	100%
Jul-25	98%	98%	97%	N/A
12 Mo. Avg.	92%	95%	89%	88%

Graphs of "All Services"

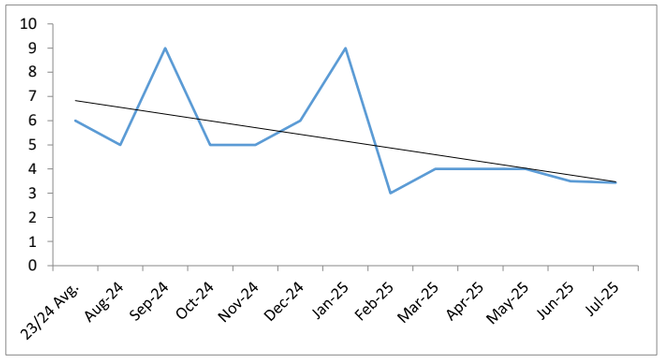

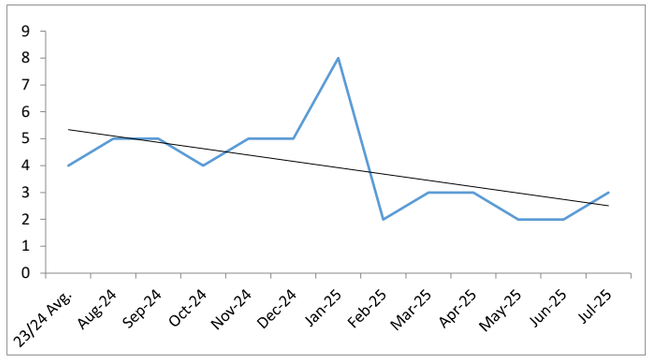

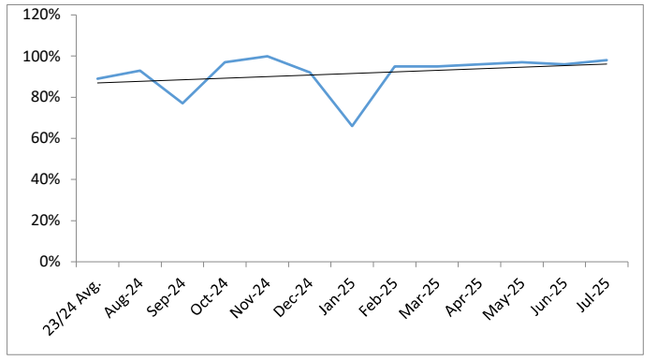

2.

QI Work Plan 2.2

Length of Time from Initial Request to first kept Appt. - Mean MHP Standard or Goal - 10 Business Days - 90%				
	All Services	Adult Services	Children's Services	Foster Care
23/24 Avg.	**6**	**5**	**7**	**9**
Aug-24	6	6	7	1
Sep-24	9	9	10	0
Oct-24	7	7	7	N/A
Nov-24	6	6	6	2
Dec-24	10	8	13	9
Jan-25	12	9	15	15
Feb-25	15	14	17	N/A
Mar-25	12	11	13	7
Apr-25	7	6	8	0
May-25	4	3	5	8
Jun-25	3.6	3.3	4	1
Jul-25	3.5	3.4	3.7	N/A
12 Mo. Avg.	8	7	9	5

Length of Time from Initial Request to first kept Appt. - Median MHP Standard or Goal - 10 Business Days - 90%				
	All Services	Adult Services	Children's Services	Foster Care
23/24 Avg.	**4**	**4**	**5**	**9**
Aug-24	6	7	5	1
Sep-24	8	9	8	0
Oct-24	6	8	6	N/A
Nov-24	6	6	7	2
Dec-24	9	8	10	9
Jan-25	11	13	14	15
Feb-25	16	14	17	N/A
Mar-25	13	12	14	7
Apr-25	6	6	9	0
May-25	2	2	4	8
Jun-25	3	2	3	1
Jul-25	3	3	3	N/A
12 Mo. Avg.	7	8	8	5

Length of Time from Initial Request to first kept Appt. - MHP Standard or Goal - 10 Business Days - 90%				
	All Services	Adult Services	Children's Services	Foster Care
23/24 Avg.	**87%**	**89%**	**84%**	**80%**
Aug-24	82%	89%	68%	100%
Sep-24	67%	64%	69%	0%
Oct-24	79%	76%	80%	N/A
Nov-24	91%	84%	96%	100%
Dec-24	66%	78%	52%	100%
Jan-25	44%	60%	31%	100%
Feb-25	27%	36%	15%	N/A
Mar-25	34%	41%	27%	50%
Apr-25	74%	80%	66%	100%
May-25	96%	96%	97%	100%
Jun-25	96%	98%	94%	100%
Jul-25	98%	98%	97%	N/A
12 Mo. Avg.	71%	75%	66%	83%

Graphs of "All Services"

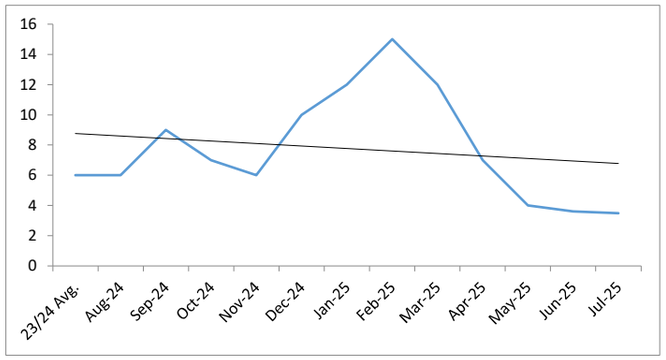

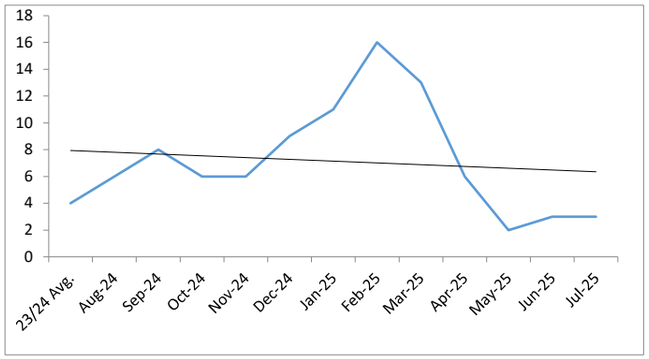

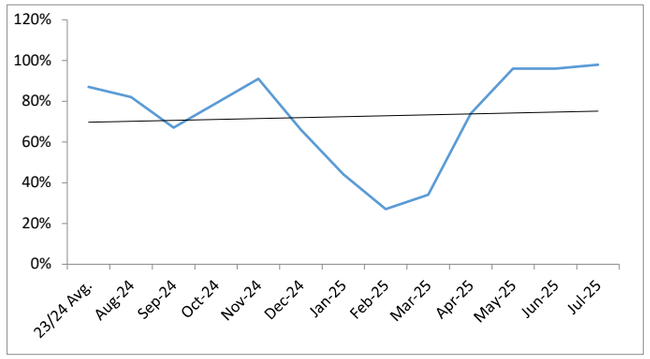

3.

QI Work Plan 2.3

Length of Time from Initial Request to first offered Psychiatry appt. - Mean MHP Standard or Goal - 15 Business Days - 90%				
	All Services	Adult Services	Children's Services	Foster Care
23/24 Avg.	**3**	**3**	**4**	**3**
Aug-24	5	5	5	6
Sep-24	4	4	6	n/a
Oct-24	6	5	10	n/a
Nov-24	7	7	6	n/a
Dec-24	12	12	n/a	n/a
Jan-25	9	9	n/a	n/a
Feb-25	10	11	9	n/a
Mar-25	5	5	6	n/a
Apr-25	6	6	13	n/a
May-25	7	7	8	n/a
Jun-25	6.1	6.1	n/a	n/a
Jul-25	6.2	5.7	8.5	n/a
12 Mo. Avg.	7	7	8	6

Length of Time from Initial Request to first offered Psychiatry Appt. - Median MHP Standard or Goal - 15 Business Days - 90%				
	All Services	Adult Services	Children's Services	Foster Care
23/24 Avg.	**2**	**2**	**4**	**3**
Aug-24	6	6	6	6
Sep-24	3	1	6	n/a
Oct-24	6	5	10	n/a
Nov-24	7	7	7	n/a
Dec-24	9	9	n/a	n/a
Jan-25	7	7	n/a	n/a
Feb-25	10	10	9	n/a
Mar-25	4	4	5	n/a
Apr-25	6	5	1	n/a
May-25	7	6	8	n/a
Jun-25	7	7	n/a	n/a
Jul-25	6	5	9	n/a
12 Mo. Avg.	7	6	7	6

Length of Time from Initial Request to first offered Psychiatry Appt. - MHP Standard or Goal - 15 Business Days - 90%				
	All Services	Adult Services	Children's Services	Foster Care
23/24 Avg.	**100%**	**100%**	**100%**	**100%**
Aug-24	95%	93%	100%	100%
Sep-24	100%	100%	100%	100%
Oct-24	100%	100%	100%	n/a
Nov-24	100%	100%	100%	n/a
Dec-24	67%	67%	n/a	n/a
Jan-25	100%	100%	n/a	n/a
Feb-25	95%	93%	100%	n/a
Mar-25	100%	100%	100%	n/a
Apr-25	100%	100%	100%	n/a
May-25	100%	100%	100%	n/a
Jun-25	100%	100%	n/a	n/a
Jul-25	100%	100%	100%	n/a
12 Mo. Avg.	96%	96%	100%	100%

Graphs of "All Services"

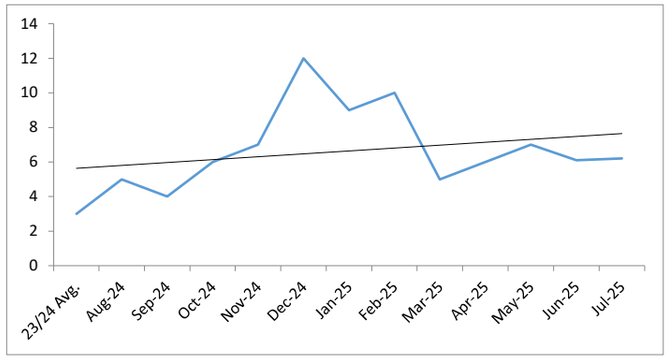

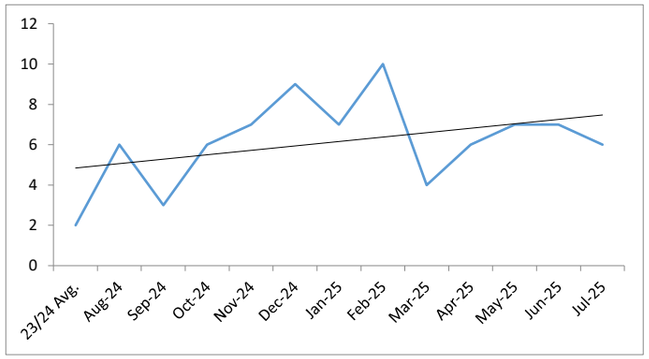

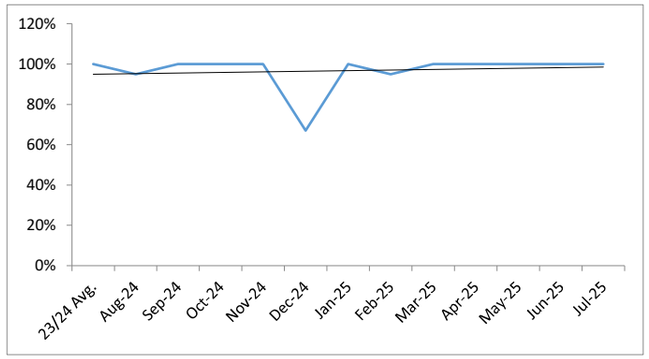

4.

QI Work Plan 2.4

Length of Time from Initial Request to first kept Psychiatry appt. - Mean MHP Standard or Goal - 15 Business Days - 90%				
	All Services	Adult Services	Children's Services	Foster Care
23/24 Avg.	**4**	**4**	**5**	**3**
Aug-24	5	5	5	6
Sep-24	4	3	6	N/A
Oct-24	6	6	N/A	N/A
Nov-24	9	10	7	N/A
Dec-24	8	8	N/A	N/A
Jan-25	12	12	N/A	N/A
Feb-25	4	4	4	2
Mar-25	7	6	10	N/A
Apr-25	7	7	15	N/A
May-25	8	8	8	N/A
Jun-25	7.4	7.1	N/A	N/A
Jul-25	5.7	5.2	8	N/A
12 Mo. Avg.	7	7	8	4

Length of Time from Initial Request to first kept Psychiatry Appt. - Median MHP Standard or Goal - 15 Business Days - 90%				
	All Services	Adult Services	Children's Services	Foster Care
23/24 Avg.	**2**	**3**	**5**	**3**
Aug-24	5	4	5	6
Sep-24	1	1	6	N/A
Oct-24	5	5	N/A	N/A
Nov-24	10	11	8	N/A
Dec-24	8	8	N/A	N/A
Jan-25	13	13	N/A	N/A
Feb-25	2	2	2	2
Mar-25	6	4	10	N/A
Apr-25	6	6	1	N/A
May-25	7	8	7	N/A
Jun-25	8	8	N/A	N/A
Jul-25	5	5	7	N/A
12 Mo. Avg.	6	6	6	4

Length of Time from Initial Request to first kept Psychiatry Appt. - MHP Standard or Goal - 15 Business Days - 90%				
	All Services	Adult Services	Children's Services	Foster Care
23/24 Avg.	**96%**	**98%**	**94%**	**100%**
Aug-24	93%	91%	100%	100%
Sep-24	100%	100%	100%	100%
Oct-24	100%	100%	N/A	N/A
Nov-24	100%	100%	100%	N/A
Dec-24	100%	100%	N/A	N/A
Jan-25	100%	100%	100%	100%
Feb-25	96%	95%	100%	100%
Mar-25	95%	94%	100%	N/A
Apr-25	96%	95%	100%	N/A
May-25	96%	95%	100%	N/A
Jun-25	90%	90%	N/A	N/A
Jul-25	100%	100%	100%	N/A
12 Mo. Avg.	97%	97%	100%	100%

Graphs of "All Services"

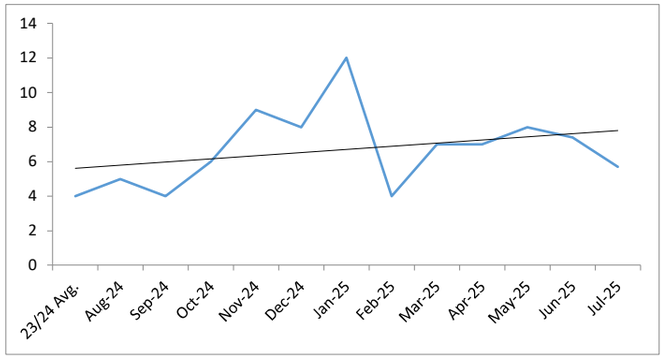

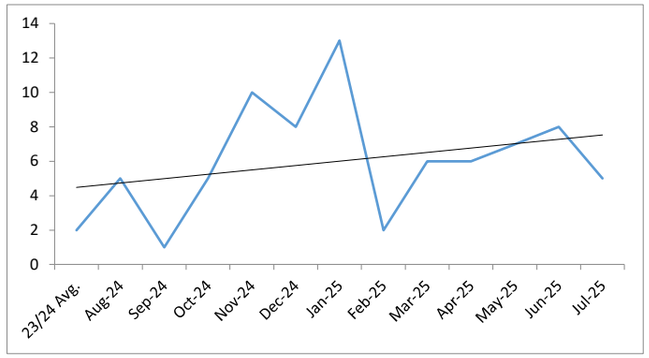

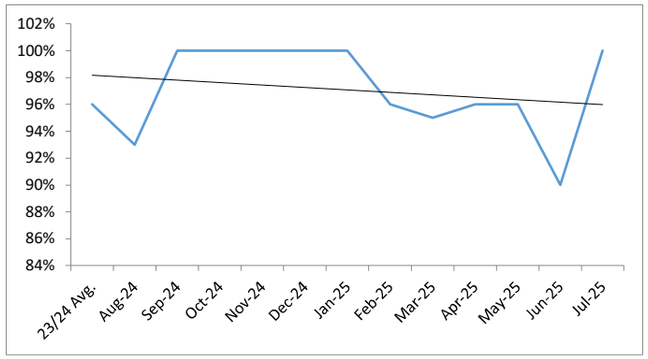

5.

QI Work Plan 2.5
Combined Bus & After Hrs

Length of Time from Service Request for urgent Appt. to Actual Encounter Mean - MHP Standard or Goal - 95% (Minutes)				
	All Services	Adult Services	Children's Services	Foster Care
23/24 Avg.	**13**	**13**	**13**	**n/a**
Aug-24	11	11	12	n/a
Sep-24	8	8	6	n/a
Oct-24	11	12	3	n/a
Nov-24	6	6	16	n/a
Dec-24	7	6	13	n/a
Jan-25	48	41	108	n/a
Feb-25	56	53	66	n/a
Mar-25	7	7	9	n/a
Apr-25	10	9	17	n/a
May-25	7	6	12	n/a
Jun-25	9	8	11	n/a
Jul-25	11	12	2	n/a
12 Mo. Avg.	16	15	23	#DIV/0!

Length of Time from Service Request for urgent Appt. to Actual Encounter Median - MHP Standard or Goal - 95% (Minutes)				
	All Services	Adult Services	Children's Services	Foster Care
23/24 Avg.	**1**	**2**	**1**	**n/a**
Aug-24	0	0	6	n/a
Sep-24	0	0	0	n/a
Oct-24	0	0	0	n/a
Nov-24	0	0	0	n/a
Dec-24	0	0	0	n/a
Jan-25	7	6	115	n/a
Feb-25	0	12	66	n/a
Mar-25	0	0	0	n/a
Apr-25	3	3	1	n/a
May-25	1	1	0	n/a
Jun-25	0	1	0	n/a
Jul-25	1	2	0	n/a
12 Mo. Avg.	1	2	16	#DIV/0!

Length of Time from Service Request for urgent Appt. to Actual Encounter Percent of CIC meeting MHP Goal: 95% w/in 1 Hr (Bus-Hrs) & 2 Hr (After-Hrs)				
	All Services	Adult Services	Children's Services	Foster Care
23/24 Avg.	**97%**	**97%**	**96%**	**n/a**
Aug-24	98%	98%	100%	n/a
Sep-24	99%	98%	100%	n/a
Oct-24	98%	98%	100%	n/a
Nov-24	99%	99%	96%	n/a
Dec-24	98%	98%	97%	n/a
Jan-25	81%	84%	50%	n/a
Feb-25	75%	78%	64%	n/a
Mar-25	99%	100%	97%	n/a
Apr-25	99%	99%	97%	n/a
May-25	99%	99%	100%	n/a
Jun-25	97%	97%	96%	n/a
Jul-25	96%	96%	100%	n/a
12 Mo. Avg.	95%	95%	91%	#DIV/0!

Graphs of "All Services"

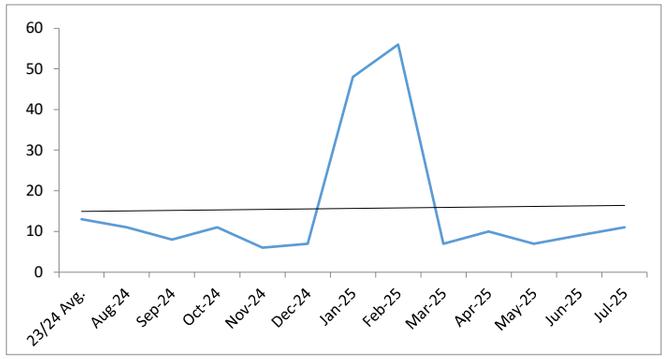

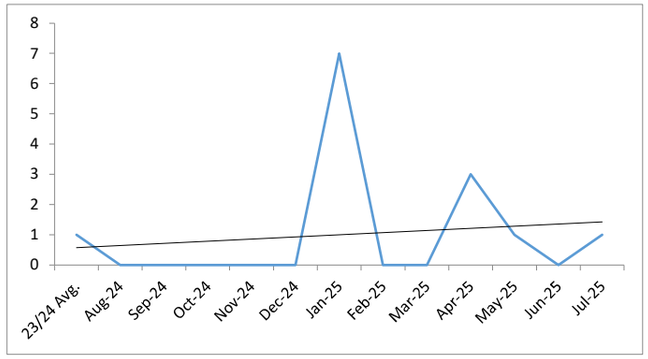

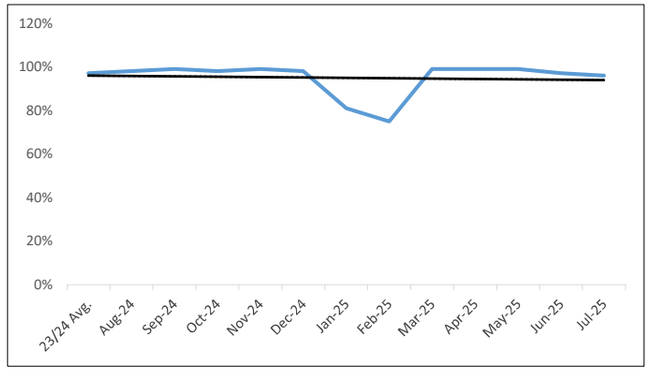

6.
QI Work Plan 2.6a & 2.6c

Total Number of Hospital Admissions				
	All Services	Adult Services	Children's Services	Foster Care
23/24 Avg.	44	37	7	0
Aug-24	37	30	7	0
Sep-24	43	35	9	1
Oct-24	53	42	11	0
Nov-24	45	39	6	0
Dec-24	46	43	3	0
Jan-25	21	16	5	0
Feb-25	40	30	10	0
Mar-25	26	20	6	0
Apr-25	18	16	2	0
May-25	23	0	0	0
Jun-25	38	35	3	0
Jul-25	34	30	4	0
12 Mo. Avg.	35	28	6	0
12 Mo. Tota	424	336	66	1

Total Number of Hospital Discharges				
	All Services	Adult Services	Children's Services	Foster Care
23/24 Avg.	33	28	5	0
Aug-24	24	17	7	0
Sep-24	18	14	4	0
Oct-24	20	15	5	0
Nov-24	11	8	3	0
Dec-24	21	21	0	0
Jan-25	16	12	4	0
Feb-25	23	15	8	0
Mar-25	32	24	8	0
Apr-25	13	12	1	0
May-25	12	10	2	0
Jun-25	13	12	1	0
Jul-25	27	26	1	0
12 Mo. Avg.	19	16	4	0
12 Mo. Tota	230	186	44	0

Graphs of "All Services"

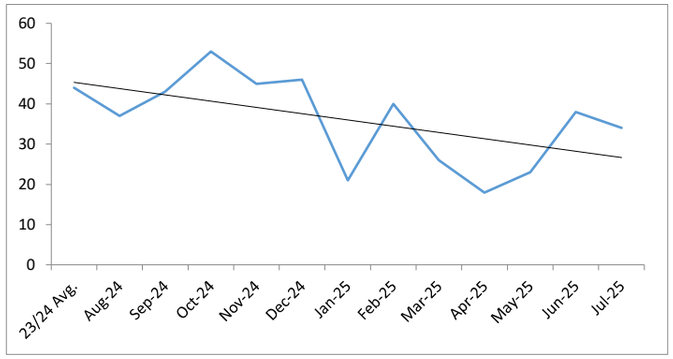

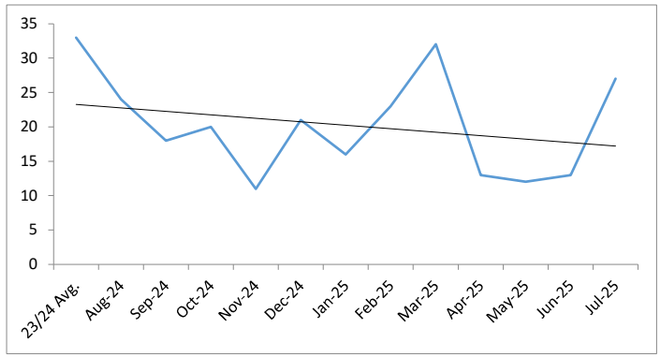

QI Work Plan 2.6b

Timeliness of follow-up encounters post psychiatric inpatient discharge Total number of Medi-Cal payor follow-up appointments				
	All Services	Adult Services	Children's Services	Foster Care
23/24 Avg.	18	15	3	0
Aug-24	10	7	3	0
Sep-24	9	6	3	0
Oct-24	11	7	4	0
Nov-24	4	3	1	0
Dec-24	15	15	0	0
Jan-25	10	9	1	0
Feb-25	13	7	6	0
Mar-25	8	8	0	0
Apr-25	3	2	1	0
May-24	19	14	5	0
Jun-25	9	8	1	0
Jul-25	3	3	0	0
12 Mo. Avg.	10	7	2	0
12 Mo. Tota	114	89	25	0

Timeliness of follow-up encounters post psychiatric inpatient discharge Percent of appointments meeting the within 7 day standard - Goal is 95%				
	All Services	Adult Services	Children's Services	Foster Care
23/24 Avg.	96%	97%	89%	100%
Aug-24	100%	100%	100%	N/A
Sep-24	100%	100%	100%	N/A
Oct-24	100%	100%	100%	N/A
Nov-24	100%	100%	100%	N/A
Dec-24	67%	67%	N/A	N/A
Jan-25	80%	78%	100%	N/A
Feb-25	54%	57%	50%	N/A
Mar-25	63%	63%	N/A	N/A
Apr-25	100%	100%	100%	N/A
May-24	100%	100%	100%	N/A
Jun-25	22%	25%	0%	N/A
Jul-25	100%	100%	100%	N/A
12 Mo. Avg.	82%	83%	85%	#DIV/0!

Graphs of "All Services"

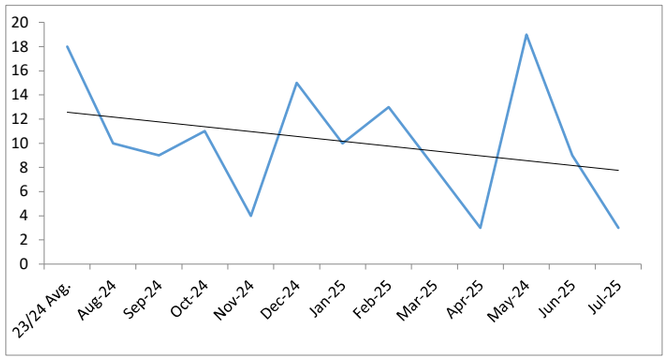

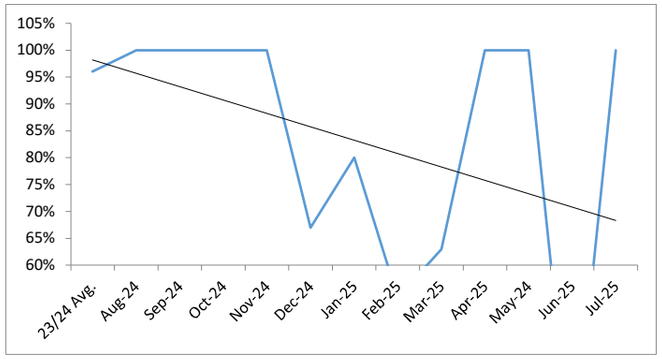

7.0

QI Work Plan 2.7

Psychiatric Inpatient Readmission rates within 7 days Total number of readmissions within 7 days of discharge				
	All Services	Adult Services	Children's Services	Foster Care
23/24 Avg.	**2**	**2**	**0**	**0**
Aug-24	0	0	0	0
Sep-24	0	0	0	0
Oct-24	0	0	0	0
Nov-24	4	3	1	0
Dec-24	6	6	1	0
Jan-25	3	3	0	0
Feb-25	2	2	0	0
Mar-25	4	2	2	0
Apr-25	0	0	0	0
May-25	1	1	0	0
Jun-25	1	1	0	0
Jul-25	0	0	0	n/a
12 Mo. Avg.	2	2	0	0
Total	21	18	4	0

Psychiatric Inpatient Readmission rates within 7 days Readmission Rate - Goal is 10% or less within 7 days				
	All Services	Adult Services	Children's Services	Foster Care
23/24 Avg.	**7%**	**7%**	**6%**	**0%**
Aug-24	0%	0%	0%	n/a
Sep-24	0%	0%	0%	0%
Oct-24	0%	0%	0%	n/a
Nov-24	36%	38%	33%	n/a
Dec-24	29%	29%	0%	n/a
Jan-25	19%	25%	0%	n/a
Feb-25	9%	13%	0%	n/a
Mar-25	13%	8%	25%	n/a
Apr-25	0%	0%	0%	n/a
May-25	8%	10%	0%	n/a
Jun-25	8%	8%	0%	n/a
Jul-25	0%	0%	0%	n/a
12 Mo. Avg.	10%	11%	5%	0%

Graphs of "All Services"

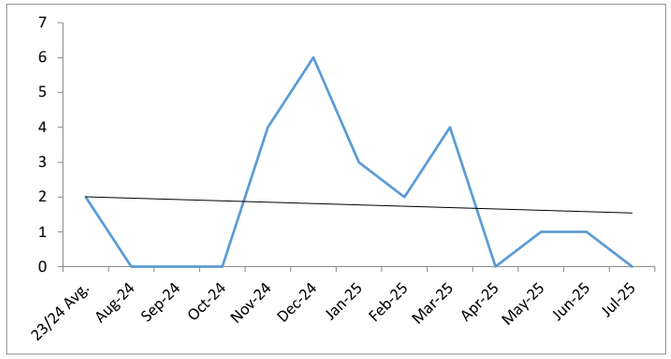

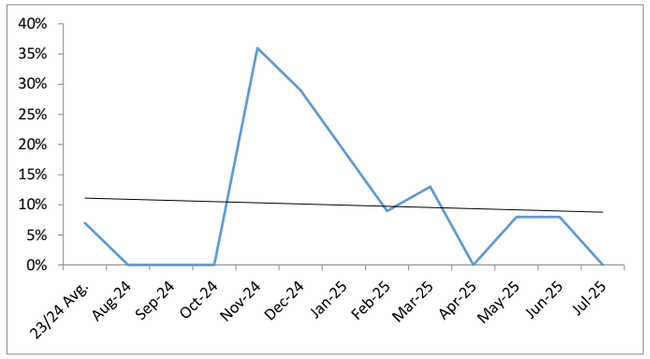

Psychiatric Inpatient Readmission rates within 8-30 days Total number of readmissions within 8-30 days				
	All Services	Adult Services	Children's Services	Foster Care
23/24 Avg.	**1**	**1**	**0**	**0**
Aug-24	1	1	0	0
Sep-24	2	1	1	0
Oct-24	2	1	1	0
Nov-24	0	0	0	0
Dec-24	0	0	0	0
Jan-25	0	0	0	0
Feb-25	0	0	0	0
Mar-25	2	2	0	0
Apr-25	0	0	0	0
May-25	0	0	0	0
Jun-25	0	0	0	0
Jul-25	1	1	0	N/A
12 Mo. Avg.	1	1	0	0
Total	8	6	2	0

Psychiatric Inpatient Readmission rates within 8-30 days Readmission Rate - Goal is 10% or less within 8-30 days				
	All Services	Adult Services	Children's Services	Foster Care
23/24 Avg.	**5%**	**5%**	**2%**	**0%**
Aug-24	6%	9%	0%	N/A
Sep-24	11%	7%	25%	0
Oct-24	10%	7%	20%	N/A
Nov-24	0%	0%	0%	N/A
Dec-24	N/A	N/A	N/A	N/A
Jan-24	0%	0%	0%	N/A
Feb-25	0%	0%	0%	N/A
Mar-25	6%	8%	0%	
Apr-25	0%	0%	0%	N/A
May-25	0%	0%	0%	N/A
Jun-25	0%	0%	0%	N/A
Jul-25	5%	5%	0%	N/A
12 Mo. Avg.	3%	3%	4%	0%

Graphs of "All Services"

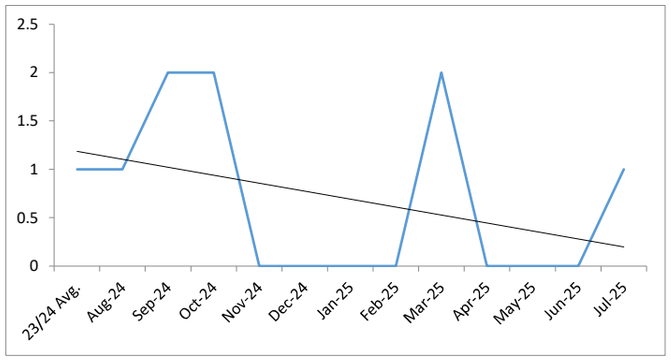

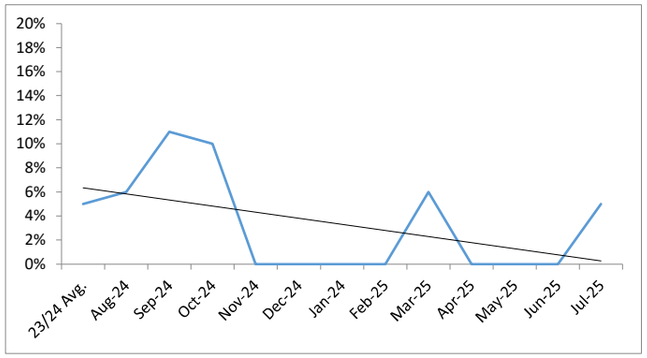

8.0

QI Work Plan 3.1

Average Psychiatric Patient No-Show Rates MHP Standard for Psychiatrists - No Higher than 10%				
	All Services	Adult Services	Children's Services	Foster Care
23/24 Avg.	**6%**	**7%**	**5%**	**3%**
Aug-24	16%	14%	20%	0%
Sep-24	14%	17%	0%	0%
Oct-24	14%	7%	100%	N/A
Nov-24	40%	33%	50%	N/A
Dec-24	0%	0%	N/A	N/A
Jan-25	0%	0%	N/A	N/A
Feb-25	20%	21%	17%	N/A
Mar-25	5%	6%	0%	N/A
Apr-25	7%	4%	50%	N/A
May-25	16%	13%	25%	0%
Jun-25	29%	29%	N/A	N/A
Jul-25	0%	0%	0%	N/A
12 Mo. Avg.	13%	12%	29%	0%

Average Clinicians other than Psychiatrists Patient No-Show Rates MHP Standard for Clinicians other than Psychiatrists - No Higher than 10%				
	All Services	Adult Services	Children's Services	Foster Care
23/24 Avg.	**6%**	**6%**	**6%**	**5%**
Aug-24	4%	3%	6%	0%
Sep-24	4%	6%	4%	0%
Oct-24	7%	8%	6%	N/A
Nov-24	6%	4%	7%	N/A
Dec-24	25%	34%	0%	N/A
Jan-25	4%	5%	3%	N/A
Feb-25	5%	9%	0%	N/A
Mar-25	0%	0%	0%	N/A
Apr-25	16%	20%	9%	N/A
May-25	4%	7%	0%	0%
Jun-25	0%	0%	0%	0%
Jul-25	0%	0%	0%	N/A
12 Mo. Avg.	6%	8%	3%	0%
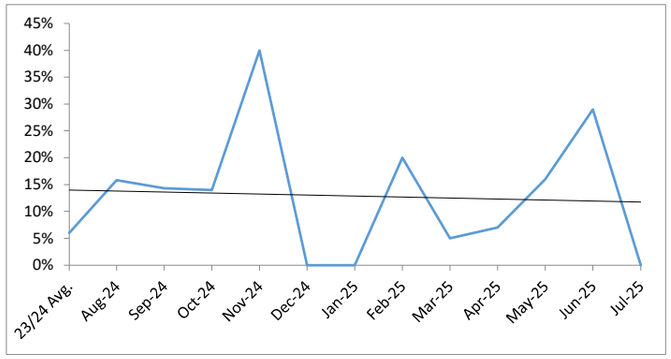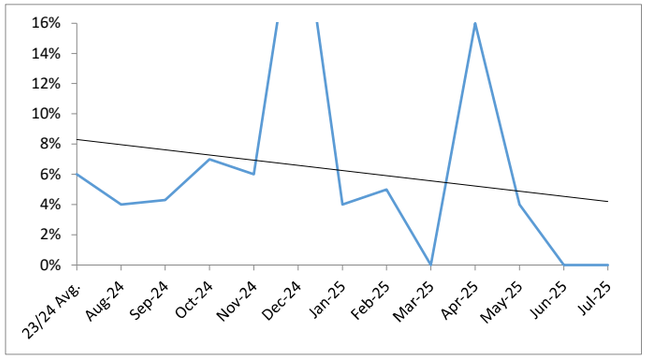
Graphs of "All Services"