MENDOCINO COUNTY BEHAVIORAL HEALTH ADVISORY BOARD

REGULAR MEETING

AGENDA

August 27, 2025
10:00 AM – 12:00 PM

Location: Behavioral Health Regional Training Center, 8207 East Rd., Redwood Valley, CA 95470

Chairperson
Jo Bradley

Vice Chair
Mo Mulheren

Secretary/Treasurer
Jenniffer Estevo

BOS Supervisor
Mo Mulheren

MEMBERSHIP:

ANTHONY BAROZA, *25 YRS AND UNDER*
JO BRADLEY, *5TH DISTRICT*
MARK DONEGAN, *VETERAN*
JENNIFFER ESTEVO, *2ND DISTRICT*
DENISE GORNY, *1ST DISTRICT*
PERRI KALLER, *3RD DISTRICT*
TIM BOSMA, *4TH DISTRICT*
MARTIN MARTINEZ, *5TH DISTRICT*
JEFF SHIPP, *3RD DISTRICT*
GINA DANNER, *LOCAL EDUCATION AGENCY*

OUR COMMITMENT: *"To be committed to individuals, their families, and the delivery of quality care with the goals of recovery, human dignity, and the opportunity for participants to meet their full potential."*

	Agenda Item / Description	Action
1. 3 minutes	**Call to Order, Roll Call, Quorum Notice, & Approve Agenda:** *Review and Possible Action.*	Board Action:
2. 10 minutes (Maximum)	**Public Comments:** *Members of the public wishing to comment on the BHAB will be recognized now. Any additional comments can be provided through email to bhboard@mendocinocounty.gov*	Board Action:
3. 25 minutes	**Fort Bragg Police Department:** *Discussion*	Board Action:
4. 25 minutes	**Ukiah Police Department:** *Discussion*	Board Action:
5. 30 minutes	**SUDT Providers Report Out:** A. Ford Street B. Redwood Community Services C. New Life Clinic D. Mendocino County	Board Action:
6. 5 minutes	**Mendocino County Report:** *Jenine Miller, Director of Health Services* A. Director Report Questions	Board Action:

	B. Federal Updates C. Legislative Updates D. PHF Updates	
7. **3 minutes**	**Approval of Minutes from July 23, 2025, Regular Meeting:** *Review and Possible Action*	Board Action:
8. **10 minutes**	**Board & Committee Reports:** *Discussion and Possible Action* *A.* Chair – *Jo Bradley* *B.* Vice Chair – *Mo Mulheren* *C.* Secretary/Treasurer – *Jenniffer Estevo* **D.** Appreciation Committee – *Member Martinez*	Board Action:
9. **3 minutes**	**Member Comments:**	Board Action:
10. **2 minutes**	**Adjournment:**	Board Action:

AMERICANS WITH DISABLITIES ACT (ADA) COMPLIANCE

The Mendocino County Behavioral Health Advisory Board complies with ADA requirements and upon request will attempt to reasonably accommodate individuals with disabilities by making meeting material available in appropriate alternative formats (pursuant to Government Code Section 54953.2). Anyone requiring reasonable accommodations to participate in the meeting should contact the Mendocino County Behavioral Health Administrative Office by calling (707) 472-2355 at least five days prior to the meeting.

BHAB CONTACT INFORMATION:

PHONE: (707) 472-2355 | FAX: (707) 472-2788

EMAIL THE BOARD: bhboard@mendocinocounty.gov **| WEBSITE:** www.mendocinocounty.gov/bhab

- **Board of Supervisors:**

Recently passed items or presentations:

Mental Health:

- Adoption of Resolution Approving Retroactive Performance Agreement No. 25-50138 with the California Department of Health Care Services in the Amount of $0 for the Period of July 1, 2025, through June 30, 2026, for the County to Provide and Arrange for the Provision of Specialty Mental Health Services as Defined in this Intergovernmental Agreement to Medi-Cal Members Residing in Mendocino County Who Meet Applicable Access Criteria
- Approval of Agreement with Adventist Health DBA Adventist Health St Helena and Adventist Health Vallejo in the Amount of $500,000, to Provide Inpatient Psychiatric Treatment Services to Qualified Mendocino County Clients, Effective Upon Signing through June 30, 2026
- Approval of Second Amendment to BOS Agreement No. 24-053 with Crestwood Behavioral Health, Inc. in the Amount of $8,000 for a New Agreement Total of $688,000, to Provide Residential Care to Mendocino County Lanterman-Petris-Short Clients, Effective July 1, 2024, through June 30, 2025
- Approval of Second Amendment to Agreement No. BOS-24-071 with Willow Glen Care Center in the Amount of $35,000 for a New Agreement Total of $545,000, to Provide Residential Care to Mendocino County Lanterman-Petris-Short Clients, Effective July 1, 2024, through June 30, 2025
- Ratification of Submission of Grant Application for the Board and State of Community Corrections Proposition 47 Grant Program Cohort 5; and Authorization for the Director of Health Services to Execute and Sign the Contract Agreement if Awarded up to the Amount of $2,500,000, Effective October 1, 2025, to June 30, 2029

Public Health:

- Adoption of Resolution Authorizing the County of Mendocino's Director of Health Services to Sign Fifth Amendment No. 22-10260 A05 to Revenue Agreement No. 22-10260 with the State of California, Department of Public Health, Women, Infants and Children (WIC) Program Division, in the Amount of $59,788 for a Total of $3,518,452, to Provide Nutrition Education for WIC for Federal Fiscal Years 2022-25
- Approval of Retroactive Amendment to BOS Agreement No. 24-102 with MCAVHN (Mendocino County AIDS/Viral Hepatitis Network) Care and Prevention Network, Increasing the Amount by $254,500 for a New Agreement Total of $354,500, to Provide Harm Reduction Services and Needle Exchange Throughout Mendocino County, Effective July 1, 2024, through June 30, 2026

Substance Abuse Disorders Treatment:

- None

Future BOS items or presentations:

Mental Health & Public Health:

- None

Substance Use Disorders Treatment:

- None

- **Staffing Updates:**
  - New Hires:
    - Mental Health: 0
    - Substance Use Disorder Treatment: 0
  - Promotions:
    - Mental Health: 0
    - Substance Use Disorder Treatment: 0
  - Transfers:
    - Mental Health: 0
    - Substance Use Disorder Treatment: 0
  - Departures:
    - Mental Health: 2
    - Substance Use Disorder Treatment: 0
  - Percent of Vacancies in Mental Health and Substance Use Disorder Treatment:
    - Mental Health/Mental Health Services Act: 21%
    - Substance Use Disorder Treatment: 15%

- **Audits/Site Reviews: July 2025**
  - No audit or site reviews in July 2025

- **Grievances/Appeals:**

July 2025

- MHP Grievances: 2 (received in July)
- Pending: 0
- Resolved: 0
- SUDT Grievances: 0
- MHSA Issue Resolutions: 0
- Second Opinions: 0
- Change of Provider Requests: 0
- Pending: 0
- Resolved: 0
- Provider Appeals: 0
- Consumer Appeals: 0

- **Meetings of Interest:**
  - MHSA Forum/QIC Meeting will be held on Wednesday, August 27, 2025, from 12:00

PM to 2:00 PM at the Center, 200 Main Street, Point Arena and via Teams.
- Safe Rx Coalition Meeting will be held on Tuesday, August 19, 2025, from 11:00 AM to 12:00 PM via Teams.

- **Grant Opportunities:**
  - BHRS is currently preparing a pre-application for the Bond BHCIP Round 2 Unmet Needs funding opportunity. Before submitting a Bond BHCIP Round 2 application, all eligible applicants must complete a Pre-Application Consultation (PAC). The purpose of the PAC is for applicants to describe their proposed projects and discuss how they plan to use the grant funds.
  - We intend to apply for funding to renovate a section of the Dora Street complex and the Willits Justice Center to establish HOPE (Housing, Outreach, Prevention, and Engagement) Wellness Centers. The pre-application is due by August 29, 2025, and the final application is due by October 28, 2025.
  - Additionally, BHRS is exploring the CalCRG FY 2025-26 funding opportunity. This funding covers job placement, mental health treatment, substance use disorder treatment, system navigation services, and linkages to medical care. The Phase 1 pre-application for this funding is due by September 8, 2025.

- **Significant Projects/Brief Status:**

Assisted Outpatient Treatment (AOT): AB 1421/Laura's Law July 2025 Data:

Melinda Driggers, AOT Coordinator, is accepting and triaging referrals:
- Referrals to date (duplicated): 171
- Total that did not meet AOT criteria: 123
- Total FY 25/26 Referrals: 8
- Currently in Investigation/Screening/referral: 3
- Unable to locate/Connect: 0
- Pending Assessment to file Petition: 0
- Settlement Agreement/Full AOT FY 24/25: 3

Notes: There are going to be discrepancies with the number of clients referred and clients that did not meet the criteria. Just because someone was not ordered into AOT does not mean they did not meet the criteria. There are times when the County files a petition and the client does not show up to court, a higher level of care is needed, the client chose to participate in BHC instead, they were incarcerated, the client left the area, etc.

Most of the referrals AOT receives are from service providers, which means the client is already connected to services. When the county AOT Coordinator can contact a client, she assists in connecting them with services they are interested in.

Unable to locate/connect with the client: Even if unable to contact the client, the AOT Coordinator does a record review and notifies mobile crisis, mobile outreach, crisis, and the jail discharge planner letting them know we have a referral and need to touch-base with the client. If it looks like the client likely meets the criteria, the AOT Coordinator will put together an investigation report and send it for an assessment just in case they do have contact with the client.

Dual Response Mobile Crisis Response July 2025 Data:

- Total calls: 57
- Call Resulting in dispatch: 44
- Calls resulting in 5150: 4
- Fiscal Year to date 25/26: 57 total calls, 44 calls resulting in dispatch, 4 calls resulting in 5150

Educational Opportunities:

- MHSA Forum/QIC Meeting will be held on Wednesday, August 27, 2025, from 12:00 PM to 2:00 PM at the Center, 200 Main Street, Point Arena and via Teams.
- Safe Rx Coalition Meeting will be held on Tuesday, August 19, 2025, from 11:00 AM to 12:00 PM via Teams.

Mental Health Services Act (MHSA):

- MHSA Forum/QIC Meeting will be held on Wednesday, August 27, 2025, from 12:00 PM to 2:00 PM at the Center, 200 Main Street, Point Arena and via Teams.

Lanterman Petris Short Conservatorships (LPS):

Number of individuals on LPS Conservatorships in July 2025: 66

- In County: 19
- Out of County: 47
- In: 1
- Out 1

Substance Use Disorders Treatment Services:

Number of Substance Use Disorders Treatment Clients Served in June 2025:

- Total number of clients served: 109
- Total number of services provided: 481
- Fort Bragg: 24 clients served for a total of 85 services provided
- Ukiah: 67 clients served for a total of 331 services provided
- Willits: 18 clients served for a total of 65 services provided

Number of Substance Use Disorder Clients Completion Status:

- Completed Treatment/Recovery: 12
- Left Before Completion: 14
- Lost Contact/Service Unavailable: 4
- Discharged to Rehab Facility/Incarceration: 4
- Other: 1

New Contracts:

- None.

Capital Facilities Projects:

- **Willow Terrace Project and Orr Creek Commons Phase 2:**
  Willow Terrace & Orr Creek Commons 2: Filling vacancy as available. Community support offered at both sites by wellness and mobile crisis teams.

Mendocino County Behavioral Health and Recovery Services
Behavioral Health Advisory Board General Ledger
FY 24/25
8/5/2025

ORG	OBJ	ACCOUNT DESCRIPTION	YR/PER/JNL	EFF DATE	AMOUNT	INVOICE #	CHECK #	VENDOR NAME	COMMENT
MHB	862080	FOOD	2025/02/001268	08/29/2024	69.57		4398354	SAFEWAY	ACCT# 85006
MHB	862080	FOOD	2025/03/001159	09/26/2024	85.97		4399788	SAFEWAY	ACCT# 85006
MHB	862080	FOOD	2025/04/001406	10/31/2024	61.96		4401516	SAFEWAY	ACCT# 85006
MHB	862080	FOOD	2025/06/000935	12/19/2024	101.70		4403812	SAFEWAY	ACCT# 85006
		FOOD Total			**$319.20**				
MHB	862150	MEMBERSHIPS	2025/08/000914	02/27/2025	700.00	MCMH10/15/24 BHBDUES	4407421	CALBHB/C	CAL BHB/C MEMBERSHIP DUES FY 2
		MEMBERSHIPS TOTAL			**$700.00**				
MHB	862170	OFFICE EXPENSE	2025/04/000981	10/08/2024	35.78				Amazon.com Z81VW3EY2 - Purchas
MHB	862170	OFFICE EXPENSE	2025/05/000893	11/08/2024	62.29				WALMART.COM 8009256278 - Purch
MHB	862170	OFFICE EXPENSE	2025/12/000717	06/09/2025	27.92				AMAZON MKTPL NN6QA3A50 - Purch
		OFFICE EXPENSE Total			**$125.99**				
MHB	862190	PUBL & LEGAL NOTICES							
		PUBL & LEGAL NOTICES Total			**$0.00**				
MHB	862210	RNTS & LEASES BLD GRD	2025/04/001395	10/30/2024	45.00				BHAB 10.23.24 INV 24.25-020
MHB	862210	RNTS & LEASES BLD GRD	2025/08/000123	02/05/2025	45.00				BHAB MTG 12.18.24 INV24.25-026
MHB	862210	RNTS & LEASES BLD GRD	2025/08/001038	02/27/2025	45.00				BHAB MTG 2.26.25 INV 24.25-024
MHB	862210	RNTS & LEASES BLD GRD	2025/11/001004	05/22/2025	50.00			MENDO PRESBYTERIAN	FY 24/25 05/28/2025 ADVISORY B
		RNTS & LEASES BLD GRD Total			**$185.00**				
MHB	862250	TRNSPRTATION & TRAVEL	2025/03/000586	09/12/2024	80.40		4398916	MARTINEZ MARTIN D	08/28/2024 IN CO MIL BHAB MTG
MHB	862250	TRNSPRTATION & TRAVEL	2025/03/000887	09/19/2024	69.01		4399311	GORNY DENISE	08/28/2024 IN CO MIL
MHB	862250	TRNSPRTATION & TRAVEL	2025/04/001174	10/24/2024	87.10		4401035	MARTINEZ MARTIN D	09/25/2024 IN CO MIL BHAB MTG
MHB	862250	TRNSPRTATION & TRAVEL	2025/12/002232	06/30/2025	91.00		4413611	MARTINEZ MARTIN D	05/28/2025 IN CO MIL BHAB MTG
MHB	862250	TRNSPRTATION & TRAVEL	2025/12/002232	06/30/2025	80.40		4413611	MARTINEZ MARTIN D	06/23/2025 IN CO MIL BHAB MTG
		TRNSPRTATION & TRAVEL Total			**$407.91**				
		TRAVEL & TRSP OUT OF COUNTY Total			**$0.00**				
		Grand Total			**$1,738.10**				

Summary of Budget for FY 24/25

OBJ	ACCOUNT DESCRIPTION	Budget Amount	YTD Exp	Remaining Budget
862080	Food	1,000.00	319.20	680.80
862150	Memberships	700.00	700.00	0.00
862170	Office Expense	500.00	125.99	374.01
862190	Publ & Legal Notices	0.00	0.00	0.00
862210	Rents & Leases Bld	360.00	185.00	175.00
862250	In County Travel	3,000.00	407.91	2,592.09
862253	Out of County Travel	2,000.00	0.00	2,000.00
	Total Budget	$7,560.00	$1,738.10	$5,821.90

Behavioral Health and Recovery Services
Mental Health FY 2024-2025
Budget Summary
Year-to-Date as of August 6, 2025

	Program	FY 24-25 Approved Budget	Expenditures						Revenue					Total Net Cost
			Salaries & Benefits	Services & Supplies	Other Charges	Fixed Assets	Operating Transfers	Total Expenditures	2011 Realignment	1991 Realignment	Medi-Cal FFP	Other	Total Revenue	
1	Mental Health (Overhead)	(7,220,987)	-	702,935	26,402,288	-	-	27,105,223	-	(21,532)	(14,035,923)	(7,599,565)	(21,657,020)	5,448,203
2	Administration - MHAD75	1,042,476	634,597	149,998	-	-	-	784,595	-	-	-	(47,095)	(47,095)	737,500
4	MHARPA	-	9,170	-	-	-	-	9,170	-	-	-	(1,822)	(1,822)	7,348
5	CalWORKs - MHAS32	-	1,250	-	-	-	-	1,250	-	-	-	(1,614)	(1,614)	(364)
6	Mobile Outreach Program - MHAS33	-	6,184	173	-	-	-	6,357	-	-	-	-	-	6,357
7	Adult Services - MHAS75	12,200	40,658	3,625	-	-	-	44,283	-	-	-	-	-	44,283
8	Path Grant - MHAS91	-	-	50,688	-	-	-	50,688	-	-	-	(30,930)	(30,930)	19,758
9	SAMHSA Grant - MHAS92	-	-	158,513	-	-	-	158,513	-	-	-	(147,449)	(147,449)	11,064
10	Mental Health Board - MHB	7,560	-	1,738	-	-	-	1,738	-	-	-	-	-	1,738
11	CCMU -BCHIP - MHBCMU	-	122,610	113,502	-	75,786	-	311,898	-	-	-	(287,120)	(287,120)	24,778
12	Business Services - MHBS75	931,860	932,591	106,359	-	-	-	1,038,949	-	-	-	(21,508)	(21,508)	1,017,442
13	MHCALA - Cal-Aim	-	-	29,400	-	-	-	29,400	-	-	-	-	-	29,400
14	CCMU Grant - CCRRSAA Funds	-	245,083	-	-	-	-	245,083	-	-	-	-	-	245,083
15	MH Grant (Other)	-	57,973	13,148	-	-	-	71,121	-	-	-	-	-	71,121
16	AB109 - MHMS70	(21,989)	139,038	92	-	-	-	139,130	-	-	-	(101,687)	(101,687)	37,443
17	Conservatorship - MHMS75	2,537,033	103,068	74,638	3,878,875	-	-	4,056,582	-	-	-	(1,023,216)	(1,023,216)	3,033,366
18	Public Conservator Office - MHPC75	253,545	279,673	44,704	(1,760)	-	-	322,616	-	-	-	(23,432)	(23,432)	299,184
19	QA/QI - MHQA99	2,458,302	624,450	971,516	-	-	-	1,595,967	-	-	-	(74,268)	(74,268)	1,521,698
a	Total YTD Expenditures & Revenue	-	3,196,345	2,421,030	30,279,403	75,786	-	35,972,564	-	(21,532)	(14,035,923)	(9,359,706)	(23,417,161)	12,555,403
b	FY 2024-2025 Adjusted Budget	-	5,217,919	5,523,496	23,577,144	-	3,970,135	38,288,694	-	-	(17,824,736)	(20,463,958)	(38,288,694)	-
c	Variance	-	2,021,574	3,102,466	(6,702,259)	(75,786)	3,970,135	2,316,130	-	21,532	(3,788,813)	(11,104,252)	(14,871,533)	(12,555,403)

Behavorial Health and Recovery Services
Mental Health Services Act (MHSA) FY 2024-2025
Budget Summary
Year-to-Date as of August 6, 2025

	Program	FY 24-25 Approved Budget	Expenditures						Revenue				Total Net Cost
			Salaries & Benefits	Services & Supplies	Other Charges	Fixed Assets	Operating Transfers	Total Expenditures	Revenue Prop 63	Medi-Cal FFP	Other-Revenue	Total Revenue	
1	**Community Services & Support**	(261,848)	685,892	488,184	12,110,133	370,000	832,565	**14,486,774**	(6,770,230)	(7,192,061)	(102,245)	**(14,064,535)**	**422,238**
2	**Prevention & Early Intervention**	1,302,360	463,655	265,834	-	-	17,228	**746,717**	(1,665,374)		(22,000)	**(1,687,374)**	**(940,657)**
3	**Innovation**	366,783	98,461	8,069	-	47,300	-	**153,829**	(443,979)		(6,374)	**(450,354)**	**(296,524)**
4	**Workforce Education & Training**	-	-		-	-	-	**-**	**-**		-	**-**	**-**
5	**Capital Facilities & Tech Needs**	-	-	-	-	-	-	**-**	**-**		-	**-**	**-**
a	**Total YTD Expenditures & Revenue**	**1,407,295**	1,248,007	762,087	12,110,133	417,300	849,793	**15,387,320**	**(8,879,583)**	**(7,192,061)**	**(130,619)**	**(16,202,263)**	**(814,943)**
b	**FY 2024-2025 Adjusted Budget**	**-**	1,722,283	2,961,717	6,913,006	-	980,907	**12,577,913**	**(7,096,483)**	**-**	**(5,481,430)**	**(12,577,913)**	**-**
c	**Variance**	-	474,276	2,199,630	(5,197,127)	(417,300)	131,114	**(2,809,407)**	**1,783,100**	**7,192,061**	**(5,350,811)**	**3,624,350**	**814,943**

* **Prudent Reserve Balance** **1,018,338**

* WIC Section 5847 (a)(7) - Establishment & maintenance of a prudent reserve to ensure the county continues to be able to serve during years in which revenues for the Mental Health Services Fund are below recent averages adjusted by changes in the state population and the California Consumer Price Index

Behavioral Health and Recovery Services
Substance Use Disorder Treatment (SUDT) FY 2024-2025
Budget Summary
Year-to-Date as of August 6, 2025

	Program	FY 24-25 Approved Budget	Expenditures						Revenue					Total Net Cost
			Salaries & Benefits	Services and Supplies	Other Charges	Fixed Assets	Operating Transfers	Total Expenditures	SABG AND FDMC	2011 Realignment	Medi-Cal FFP	Other	Total Revenue	
1	SUDT Overhead	(2,816,730)		68,318	2,232,231			2,300,549	(12,913,250)	-	(271,722)	(1,820,924)	(15,005,896)	(12,705,347)
2	County Wide Services - SU0035	1,350,760		27,103				27,103				-	-	27,103
4	Ukiah Adult Treatment Services - SU0100	101,199	260,610	55,327				315,937				(99,215)	(99,215)	216,722
5	Drug Court Services - SU0105	22,406	56,430	37				56,467	-			(42,847)	(42,847)	13,620
6	Women in Need of Drug Free Opportunities - SU0125	62,035	59,961	3,489				63,450	-			(21,841)	(21,841)	41,609
7	Family Drug Court - SU0127	-	228,239	1,222				229,461				(57,784)	(57,784)	171,677
8	Friday Night Live - SU0158	4,229	6,087	3,422				9,509					-	9,509
9	Willits Adult Services - SU0200	(97,309)	117,423	8,960				126,383				(31,555)	(31,555)	94,828
10	Fort Bragg Adult Services - SU0300	211,861	202,523	27,375				229,898				(2,552)	(2,552)	227,346
11	SU0MIP	-	44,264	81,267				125,531				(144,725)	(144,725)	(19,194)
11	Administration - SUADMN	1,294,938	557,619	316,330				873,949				(17,342)	(17,342)	856,607
12	Adolescent Services - SUADOL	(33,500)	146,470	2,296				148,767	(109,762)			(8,735)	(118,496)	30,270
13	SABG ARPA - SUARPA	-	45,793	41,774				87,567				(95,654)	(95,654)	(8,086)
14	COSSAAP - SUCOSP	-	69,789	-				69,789				(83,943)	(83,943)	(14,154)
15	SUGRNT	-	158,665	169,919				328,584				(153,515)	(153,515)	175,070
16	Prevention Services - SUPREV	(99,889)	84,599	27,044				111,643	(87,622)			-	(87,622)	24,021
a	tal YTD Expenditures & Revenue	-	2,038,472	833,884	2,232,231	-	-	5,104,587	(13,110,633)	-	(271,722)	(2,580,632)	(15,962,987)	(10,858,400)
b	FY 2024-2025 Adjusted Budget	-	2,633,262	12,626,691	-	-	-	15,259,953	(1,765,156)	(71,360)	(478,768)	(12,944,669)	(15,259,953)	-
c	Variance	-	594,790	11,792,807	(2,232,231)	-	-	10,155,366	11,345,477	(71,360)	(207,046)	(10,364,037)	703,034	10,858,400

Timeliness Charts and Graphs

1.

QI Work Plan 2.1

Length of Time from Initial Request to first offered Appt. - Mean BPSA - MHP Standard or Goal - 10 Business Days - 90%	All Services	Adult Services	Children's Services	Foster Care
23/24 Avg.	6	5	7	7
Jul-24	5	5	6	2
Aug-24	5	5	6	1
Sep-24	9	6	10	0
Oct-24	5	5	5	N/A
Nov-24	5	4	5	2
Dec-24	6	5	7	3
Jan-25	9	7	11	10
Feb-25	3	4	3	N/A
Mar-25	4	5	4	7
Apr-25	4	4	4	2
May-25	4	3	5	N/A
Jun-25	4	3.2	3.9	1
12 Mo. Avg.	5	5	6	3

Length of Time from Initial Request to first offered Appt. - Median BPSA - MHP Standard or Goal - 10 Business Days - 90%	All Services	Adult Services	Children's Services	Foster Care
23/24 Avg.	4	3	5	7
Jul-24	4	4	4	2
Aug-24	5	4	5	1
Sep-24	5	5	6	0
Oct-24	4	5	4	N/A
Nov-24	5	5	5	2
Dec-24	5	5	6	3
Jan-25	8	5	9	10
Feb-25	2	2	2	N/A
Mar-25	3	2	3	9
Apr-25	3	3	2	2
May-25	2	2	4	N/A
Jun-25	2	5	3	1
12 Mo. Avg.	4	4	4	3

Length of Time from Initial Request to first offered Appt. BPSA - MHP Standard or Goal - 10 Business Days - 90%	All Services	Adult Services	Children's Services	Foster Care
23/24 Avg.	89%	91%	87%	87%
Jul-24	92%	97%	86%	100%
Aug-24	93%	97%	84%	100%
Sep-24	77%	89%	73%	0%
Oct-24	97%	100%	96%	N/A
Nov-24	100%	100%	100%	100%
Dec-24	92%	98%	85%	100%
Jan-25	66%	76%	58%	100%
Feb-25	95%	94%	98%	N/A
Mar-25	95%	94%	97%	100%
Apr-25	96%	97%	95%	100%
May-25	97%	98%	95%	N/A
Jun-25	96%	98%	94%	100%
12 Mo. Avg.	91%	95%	88%	89%

Graphs of "All Services"

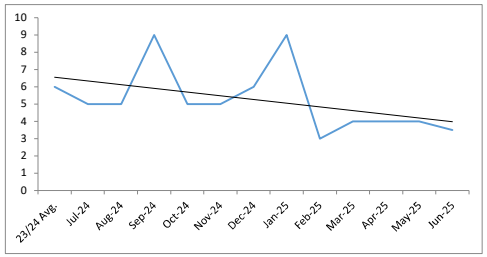

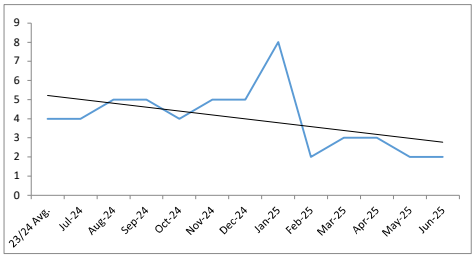

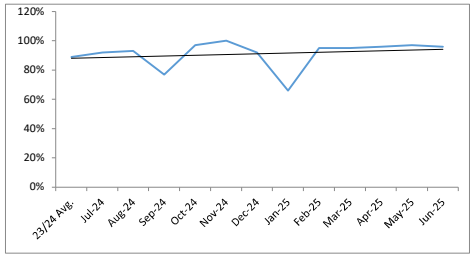

2.

QI Work Plan 2.2

Length of Time from Initial Request to first kept Appt. - Mean MHP Standard or Goal - 10 Business Days - 90%	All Services	Adult Services	Children's Services	Foster Care
23/24 Avg.	6	5	7	9
Jul-24	6	5	6	5
Aug-24	6	6	7	1
Sep-24	9	9	10	0
Oct-24	7	7	7	N/A
Nov-24	6	6	6	2
Dec-24	10	8	13	9
Jan-25	12	9	15	15
Feb-25	15	14	17	N/A
Mar-25	12	11	13	7
Apr-25	7	6	8	0
May-25	4	3	5	8
Jun-25	3.6	3.3	4	1
12 Mo. Avg.	8	7	9	5

Length of Time from Initial Request to first kept Appt. - Median MHP Standard or Goal - 10 Business Days - 90%	All Services	Adult Services	Children's Services	Foster Care
23/24 Avg.	4	4	5	9
Jul-24	5	6	5	4
Aug-24	6	7	5	1
Sep-24	8	9	8	0
Oct-24	6	8	6	N/A
Nov-24	6	6	7	2
Dec-24	9	8	10	9
Jan-25	11	13	14	15
Feb-25	16	14	17	N/A
Mar-25	13	12	14	7
Apr-25	6	6	9	0
May-25	2	2	4	8
Jun-25	3	2	3	1
12 Mo. Avg.	8	8	9	5

Length of Time from Initial Request to first kept Appt. - MHP Standard or Goal - 10 Business Days - 90%	All Services	Adult Services	Children's Services	Foster Care
23/24 Avg.	87%	89%	84%	80%
Jul-24	92%	97%	86%	100%
Aug-24	82%	89%	68%	100%
Sep-24	67%	64%	69%	0%
Oct-24	79%	76%	80%	N/A
Nov-24	91%	84%	96%	100%
Dec-24	66%	78%	52%	100%
Jan-25	44%	60%	31%	100%
Feb-25	27%	36%	15%	N/A
Mar-25	34%	41%	27%	50%
Apr-25	74%	80%	66%	100%
May-25	96%	96%	97%	100%
Jun-25	96%	98%	94%	100%
12 Mo. Avg.	71%	75%	65%	85%

Graphs of "All Services"

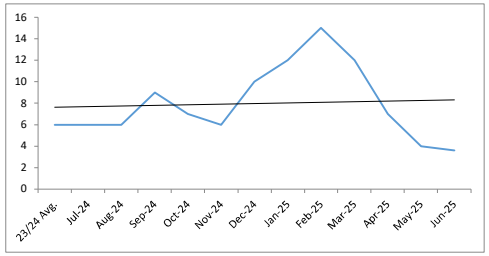

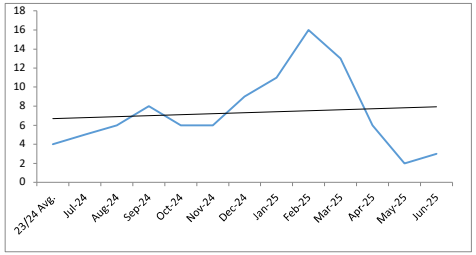

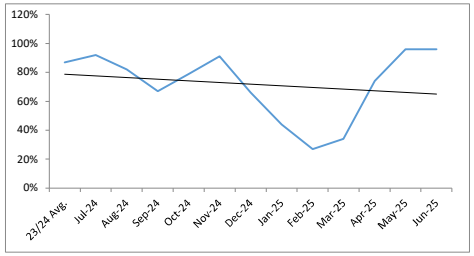

3.

QI Work Plan 2.3

Length of Time from Initial Request to first offered Psychiatry appt. - Mean MHP Standard or Goal - 15 Business Days - 90%				
	All Services	Adult Services	Children's Services	Foster Care
23/24 Avg.	**3**	**3**	**4**	**3**
Jul-24	5	5	6	6
Aug-24	5	5	5	6
Sep-24	4	4	6	n/a
Oct-24	6	5	10	n/a
Nov-24	7	7	6	n/a
Dec-24	12	12	n/a	n/a
Jan-25	9	9	n/a	n/a
Feb-25	10	11	9	n/a
Mar-25	5	5	6	n/a
Apr-25	6	6	13	n/a
May-25	7	7	8	n/a
Jun-25	6.1	6.1	n/a	n/a
12 Mo. Avg.	**7**	**7**	**8**	**6**

Length of Time from Initial Request to first offered Psychiatry Appt. - Median MHP Standard or Goal - 15 Business Days - 90%				
	All Services	Adult Services	Children's Services	Foster Care
23/24 Avg.	**2**	**2**	**4**	**3**
Jul-24	5	4	6	6
Aug-24	6	6	6	6
Sep-24	3	1	6	n/a
Oct-24	6	5	10	n/a
Nov-24	7	7	7	n/a
Dec-24	9	9	n/a	n/a
Jan-25	7	7	n/a	n/a
Feb-25	10	10	9	n/a
Mar-25	4	4	5	n/a
Apr-25	6	5	1	n/a
May-25	7	6	8	n/a
Jun-25	7	7	n/a	n/a
12 Mo. Avg.	**6**	**6**	**6**	**6**

Length of Time from Initial Request to first offered Psychiatry Appt. - MHP Standard or Goal - 15 Business Days - 90%				
	All Services	Adult Services	Children's Services	Foster Care
23/24 Avg.	**100%**	**100%**	**100%**	**100%**
Jul-24	100%	100%	100%	100%
Aug-24	95%	93%	100%	100%
Sep-24	100%	100%	100%	100%
Oct-24	100%	100%	100%	n/a
Nov-24	100%	100%	100%	n/a
Dec-24	67%	67%	n/a	n/a
Jan-25	100%	100%	n/a	n/a
Feb-25	95%	93%	100%	n/a
Mar-25	100%	100%	100%	n/a
Apr-25	100%	100%	100%	n/a
May-25	100%	100%	100%	n/a
Jun-25	100%	100%	n/a	n/a
12 Mo. Avg.	**96%**	**96%**	**100%**	**100%**

Graphs of "All Services"

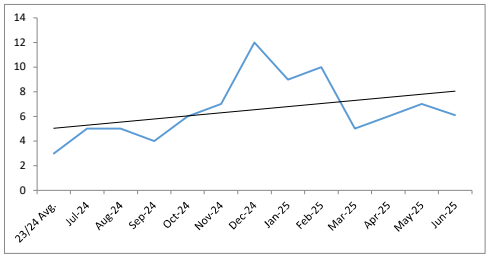

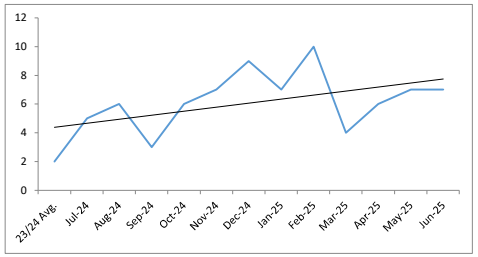

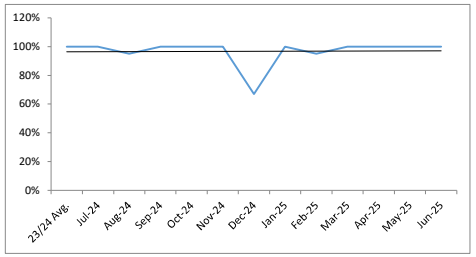

4.

QI Work Plan 2.4

Length of Time from Initial Request to first kept Psychiatry appt. - Mean MHP Standard or Goal - 15 Business Days - 90%				
	All Services	Adult Services	Children's Services	Foster Care
23/24 Avg.	**4**	**4**	**5**	**3**
Jul-24	6	5	9	6
Aug-24	5	5	5	6
Sep-24	4	3	6	N/A
Oct-24	6	6	N/A	N/A
Nov-24	9	10	7	N/A
Dec-24	8	8	N/A	N/A
Jan-25	12	12	N/A	N/A
Feb-25	4	4	4	2
Mar-25	7	6	10	N/A
Apr-25	7	7	15	N/A
May-25	8	8	8	N/A
Jun-25	7.4	7.1	N/A	N/A
12 Mo. Avg.	**7**	**7**	**8**	**5**

Length of Time from Initial Request to first kept Psychiatry Appt. - Median MHP Standard or Goal - 15 Business Days - 90%				
	All Services	Adult Services	Children's Services	Foster Care
23/24 Avg.	**2**	**3**	**5**	**3**
Jul-24	5	4	6	6
Aug-24	5	4	5	6
Sep-24	1	1	6	N/A
Oct-24	5	5	N/A	N/A
Nov-24	10	11	8	N/A
Dec-24	8	8	N/A	N/A
Jan-25	13	13	N/A	N/A
Feb-25	2	2	2	2
Mar-25	6	4	10	N/A
Apr-25	6	6	1	N/A
May-25	7	8	7	N/A
Jun-25	8	8	N/A	N/A
12 Mo. Avg.	**6**	**6**	**6**	**5**

Length of Time from Initial Request to first kept Psychiatry Appt. - MHP Standard or Goal - 15 Business Days - 90%				
	All Services	Adult Services	Children's Services	Foster Care
23/24 Avg.	**96%**	**98%**	**94%**	**100%**
Jul-24	96%	100%	86%	100%
Aug-24	93%	91%	100%	100%
Sep-24	100%	100%	100%	100%
Oct-24	100%	100%	N/A	N/A
Nov-24	100%	100%	100%	N/A
Dec-24	100%	100%	N/A	N/A
Jan-25	100%	100%	100%	100%
Feb-25	96%	95%	100%	100%
Mar-25	95%	94%	100%	N/A
Apr-25	96%	95%	100%	N/A
May-25	96%	95%	100%	N/A
Jun-25	90%	90%	N/A	N/A
12 Mo. Avg.	**97%**	**97%**	**98%**	**100%**

Graphs of "All Services"

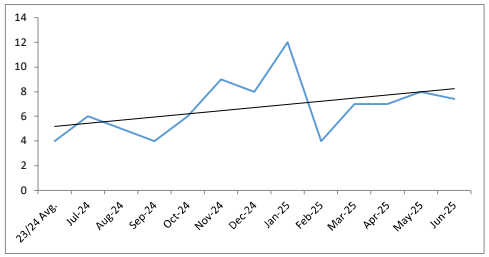

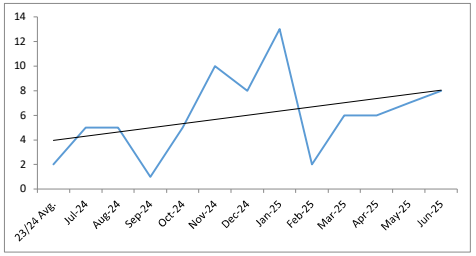

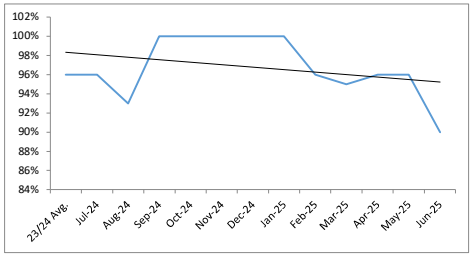

5.

QI Work Plan 2.5
Combined Bus & After Hrs

Length of Time from Service Request for urgent Appt. to Actual Encounter Mean - MHP Standard or Goal - 95% (Minutes)	All Services	Adult Services	Children's Services	Foster Care
23/24 Avg.	13	13	13	n/a
Jul-24	11	10	21	n/a
Aug-24	11	11	12	n/a
Sep-24	8	8	6	n/a
Oct-24	11	12	3	n/a
Nov-24	6	6	16	n/a
Dec-24	7	6	13	n/a
Jan-25	48	41	108	n/a
Feb-25	56	53	66	n/a
Mar-25	7	7	9	n/a
Apr-25	10	9	17	n/a
May-25	7	6	12	n/a
Jun-25	9	8	11	n/a
12 Mo. Avg.	16	15	25	#DIV/0!

Length of Time from Service Request for urgent Appt. to Actual Encounter Median - MHP Standard or Goal - 95% (Minutes)	All Services	Adult Services	Children's Services	Foster Care
23/24 Avg.	1	2	1	n/a
Jul-24	0	0	13	n/a
Aug-24	0	0	6	n/a
Sep-24	0	0	0	n/a
Oct-24	0	0	0	n/a
Nov-24	0	0	0	n/a
Dec-24	0	0	0	n/a
Jan-25	7	6	115	n/a
Feb-25	0	12	66	n/a
Mar-25	0	0	0	n/a
Apr-25	3	3	1	n/a
May-25	1	1	0	n/a
Jun-25	0	1	0	n/a
12 Mo. Avg.	1	2	17	#DIV/0!

Length of Time from Service Request for urgent Appt. to Actual Encounter Percent of CIC meeting MHP Goal: 95% w/in 1 Hr (Bus-Hrs) & 2 Hr (After-Hrs)	All Services	Adult Services	Children's Services	Foster Care
23/24 Avg.	97%	97%	96%	n/a
Jul-24	98%	98%	92%	n/a
Aug-24	98%	98%	100%	n/a
Sep-24	99%	98%	100%	n/a
Oct-24	98%	98%	100%	n/a
Nov-24	99%	99%	96%	n/a
Dec-24	98%	98%	97%	n/a
Jan-25	81%	84%	50%	n/a
Feb-25	75%	78%	64%	n/a
Mar-25	99%	100%	97%	n/a
Apr-25	99%	99%	97%	n/a
May-25	99%	99%	100%	n/a
Jun-25	97%	97%	96%	n/a
12 Mo. Avg.	95%	96%	91%	#DIV/0!

Graphs of "All Services"

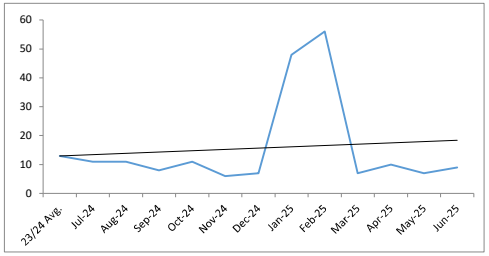

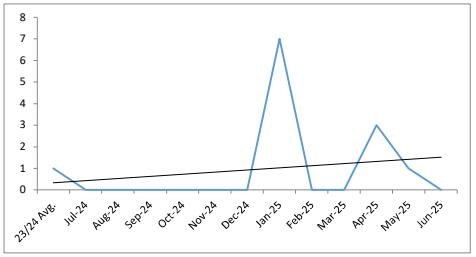

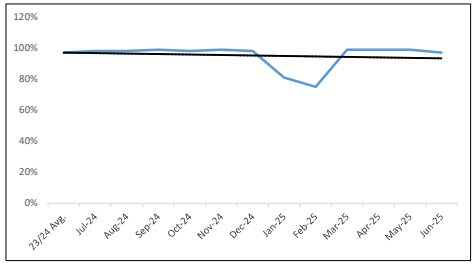

6.

QI Work Plan 2.6a & 2.6c

Total Number of Hospital Admissions	All Services	Adult Services	Children's Services	Foster Care
23/24 Avg.	44	37	7	0
Jul-24	49	38	11	0
Aug-24	37	30	7	0
Sep-24	43	35	9	1
Oct-24	53	42	11	0
Nov-24	45	39	6	0
Dec-24	46	43	3	0
Jan-25	21	16	5	0
Feb-25	40	30	10	0
Mar-25	26	20	6	0
Apr-25	18	16	2	0
May-25	23	0	0	0
Jun-25	38	35	3	0
12 Mo. Avg.	37	29	6	0
12 Mo. Total	439	344	73	1

Total Number of Hospital Discharges	All Services	Adult Services	Children's Services	Foster Care
23/24 Avg.	33	28	5	0
Jul-24	29	25	4	0
Aug-24	24	17	7	0
Sep-24	18	14	4	0
Oct-24	20	15	5	0
Nov-24	11	8	3	0
Dec-24	21	21	0	0
Jan-25	16	12	4	0
Feb-25	23	15	8	0
Mar-25	32	24	8	0
Apr-25	13	12	1	0
May-25	12	10	2	0
Jun-25	13	12	1	0
12 Mo. Avg.	19	15	4	0
12 Mo. Total	232	185	47	0

Graphs of "All Services"

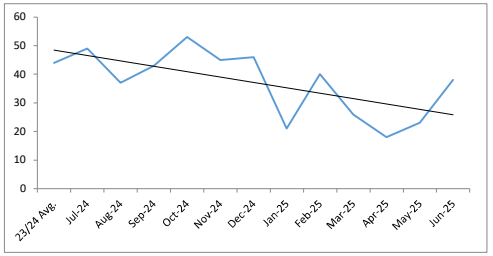

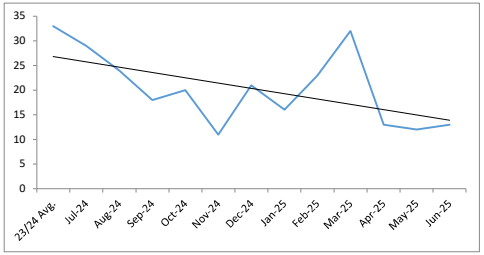

QI Work Plan 2.6b

Timeliness of follow-up encounters post psychiatric inpatient discharge Total number of Medi-Cal payor follow-up appointments				
	All Services	Adult Services	Children's Services	Foster Care
23/24 Avg.	**18**	**15**	**3**	**0**
Jul-24	13	11	2	0
Aug-24	10	7	3	0
Sep-24	9	6	3	0
Oct-24	11	7	4	0
Nov-24	4	3	1	0
Dec-24	15	15	0	0
Jan-25	10	9	1	0
Feb-25	13	7	6	0
Mar-25	8	8	0	0
Apr-25	3	2	1	0
May-24	19	14	5	0
Jun-25	9	8	1	0
12 Mo. Avg.	10	8	2	0
12 Mo. Total	124	97	27	0

Timeliness of follow-up encounters post psychiatric inpatient discharge Percent of appointments meeting the within 7 day standard - Goal is 95%				
	All Services	Adult Services	Children's Services	Foster Care
23/24 Avg.	**96%**	**97%**	**89%**	**100%**
Jul-24	100%	100%	100%	N/A
Aug-24	100%	100%	100%	N/A
Sep-24	100%	100%	100%	N/A
Oct-24	100%	100%	100%	N/A
Nov-24	100%	100%	100%	N/A
Dec-24	67%	67%	N/A	N/A
Jan-25	80%	78%	100%	N/A
Feb-25	54%	57%	50%	N/A
Mar-25	63%	63%	N/A	N/A
Apr-25	100%	100%	100%	N/A
May-24	100%	100%	100%	N/A
Jun-25	22%	25%	0%	N/A
12 Mo. Avg.	82%	83%	85%	#DIV/0!

Graphs of "All Services"

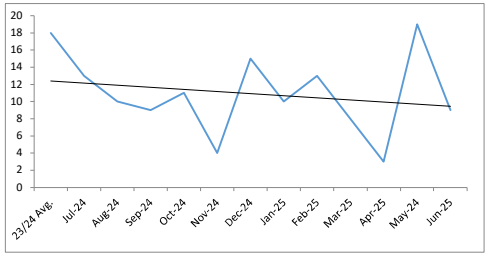

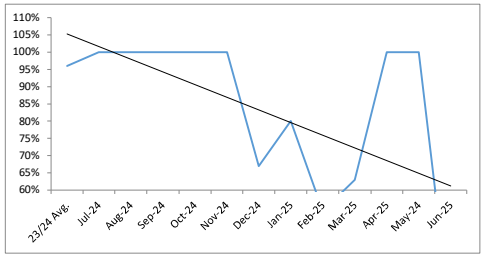

7.0

QI Work Plan 2.7

Psychiatric Inpatient Readmission rates within 7 days Total number of readmissions within 7 days of discharge				
	All Services	Adult Services	Children's Services	Foster Care
23/24 Avg.	**2**	**2**	**0**	**0**
Jul-24	2	2	0	0
Aug-24	0	0	0	0
Sep-24	0	0	0	0
Oct-24	0	0	0	0
Nov-24	4	3	1	0
Dec-24	6	6	1	0
Jan-25	3	3	0	0
Feb-25	2	2	0	0
Mar-25	4	2	2	0
Apr-25	0	0	0	0
May-25	1	1	0	0
Jun-25	1	1	0	0
12 Mo. Avg.	2	2	0	0
Total	23	20	4	0

Psychiatric Inpatient Readmission rates within 7 days Readmission Rate - Goal is 10% or less within 7 days				
	All Services	Adult Services	Children's Services	Foster Care
23/24 Avg.	**7%**	**7%**	**6%**	**0%**
Jul-24	7%	8%	0%	n/a
Aug-24	0%	0%	0%	n/a
Sep-24	0%	0%	0%	0%
Oct-24	0%	0%	0%	n/a
Nov-24	36%	38%	33%	n/a
Dec-24	29%	29%	0%	n/a
Jan-25	19%	25%	0%	n/a
Feb-25	9%	13%	0%	n/a
Mar-25	13%	8%	25%	n/a
Apr-25	0%	0%	0%	n/a
May-25	8%	10%	0%	n/a
Jun-25	8%	8%	0%	n/a
12 Mo. Avg.	11%	12%	5%	0%

Graphs of "All Services"

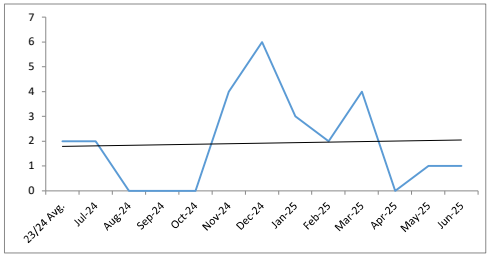

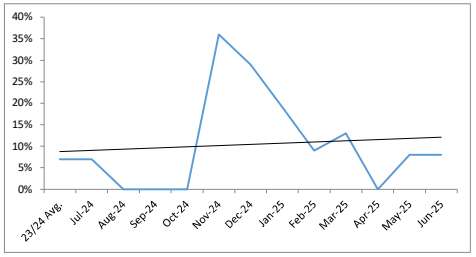

Psychiatric Inpatient Readmission rates within 8-30 days Total number of readmissions within 8-30 days				
	All Services	Adult Services	Children's Services	Foster Care
23/24 Avg.	**1**	**1**	**0**	**0**
Jul-24	4	4	0	0
Aug-24	1	1	0	0
Sep-24	2	1	1	0
Oct-24	2	1	1	0
Nov-24	0	0	0	0
Dec-24	0	0	0	0
Jan-25	0	0	0	0
Feb-25	0	0	0	0
Mar-25	2	2	0	0
Apr-25	0	0	0	0
May-25	0	0	0	0
Jun-25	0	0	0	0
12 Mo. Avg.	1	1	0	0
Total	11	9	2	0

Psychiatric Inpatient Readmission rates within 8-30 days Readmission Rate - Goal is 10% or less within 8-30 days				
	All Services	Adult Services	Children's Services	Foster Care
23/24 Avg.	**5%**	**5%**	**2%**	**0%**
Jul-24	14%	16%	0%	N/A
Aug-24	6%	9%	0%	N/A
Sep-24	11%	7%	25%	0
Oct-24	10%	7%	20%	N/A
Nov-24	0%	0%	0%	N/A
Dec-24	N/A	N/A	N/A	N/A
Jan-24	0%	0%	0%	N/A
Feb-25	0%	0%	0%	N/A
Mar-25	6%	8%	0%	
Apr-25	0%	0%	0%	N/A
May-25	0%	0%	0%	N/A
Jun-25	0%	0%	0%	N/A
12 Mo. Avg.	4%	4%	4%	0%

Graphs of "All Services"

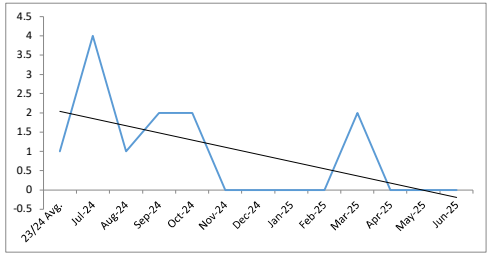

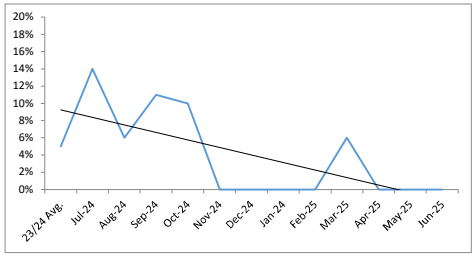

8.0

QI Work Plan 3.1

Average Psychiatric Patient No-Show Rates MHP Standard for Psychiatrists - No Higher than 10%				
	All Services	Adult Services	Children's Services	Foster Care
23/24 Avg.	**6%**	**7%**	**5%**	**3%**
Jul-24	0%	0%	0%	0%
Aug-24	16%	14%	20%	0%
Sep-24	14%	17%	0%	0%
Oct-24	14%	7%	100%	N/A
Nov-24	40%	33%	50%	N/A
Dec-24	0%	0%	N/A	N/A
Jan-25	0%	0%	N/A	N/A
Feb-25	20%	21%	17%	N/A
Mar-25	5%	6%	0%	N/A
Apr-25	7%	4%	50%	N/A
May-25	16%	13%	25%	0%
Jun-25	29%	29%	N/A	N/A
12 Mo. Avg.	13%	12%	29%	0%

Average Clinicians other than Psychiatrists Patient No-Show Rates MHP Standard for Clinicians other than Psychiatrists - No Higher than 10%				
	All Services	Adult Services	Children's Services	Foster Care
23/24 Avg.	**6%**	**6%**	**6%**	**5%**
Jul-24	3%	5%	0%	0%
Aug-24	4%	3%	6%	0%
Sep-24	4%	6%	4%	0%
Oct-24	7%	8%	6%	N/A
Nov-24	6%	4%	7%	N/A
Dec-24	25%	34%	0%	N/A
Jan-25	4%	5%	3%	N/A
Feb-25	5%	9%	0%	N/A
Mar-25	0%	0%	0%	N/A
Apr-25	16%	20%	9%	N/A
May-25	4%	7%	0%	0%
Jun-25	0%	0%	0%	0%
12 Mo. Avg.	7%	8%	3%	0%

Graphs of "All Services"

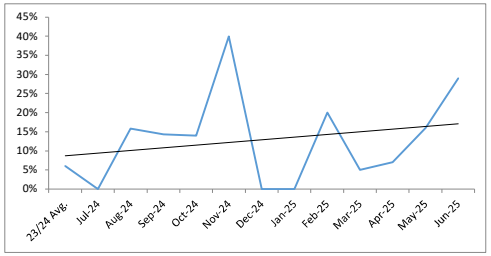

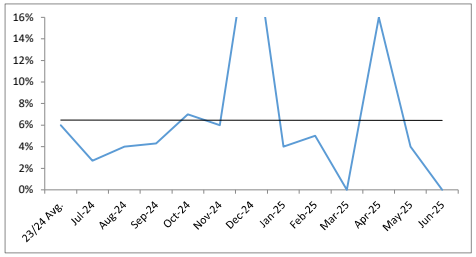

MENDOCINO COUNTY BEHAVIORAL HEALTH ADVISORY BOARD

REGULAR MEETING

MINUTES

July 23, 2025
1:00 PM – 3:30 PM

Location: Conference Room 1, Behavioral Health & Recovery Services, 1120 S. Dora Street, Ukiah, CA 95482

Chairperson
Jo Bradley

Vice Chair
Mo Mulheren

Secretary/Treasurer
Jenniffer Estevo

BOS Supervisor
Mo Mulheren

MEMBERSHIP:

ANTHONY BAROZA, *25 YRS AND UNDER*
JO BRADLEY, *5TH DISTRICT*
MARK DONEGAN, *VETERAN*
JENNIFFER ESTEVO, *2ND DISTRICT*
DENISE GORNY, *1ST DISTRICT*
PERRI KALLER, *3RD DISTRICT*
TIM BOSMA, *4TH DISTRICT*
MARTIN MARTINEZ, *5TH DISTRICT*
JEFF SHIPP, *3RD DISTRICT*
GINA DANNER, *LOCAL EDUCATION AGENCY*

OUR COMMITMENT: *To be committed to consumers, their families, and the delivery of quality care with the goals of recovery, human dignity, and the opportunity for individuals to meet their full potential.*

OUR VISION: *We support recovery and wellness for Medi-Cal beneficiaries with serious mental illness or substance misuse disorders through compassionate, culturally responsive care —working together to reduce disparities and strengthen our community.*

	Agenda Item / Description	Action
1. **3 minutes**	**Call to Order, Roll Call, Quorum Notice, & Approve Agenda:** *Review and Possible Action.* • Chair Bradley called the meeting to order at 1:03 pm. • Members present: Member Baroza, Member Bosma, Chair Bradley, Member Donegan, Member Estevo, Member Gorny, Member Mulheren • Member Kaller was present at 1:10 pm • Members excused: Member Martinez, Member Danner • Director Jenine Miller was present • Supervisor Norvell was present • Motion made by Member Baroza, seconded by Member Gorny to approve the Agenda with the following changes: remove agenda item 3, as Lois Lockart was unable to attend to accept her plaque, remove agenda item 4, as Ukiah Police Department was unable to	Board Action: Approved with changes

	attend, and change agenda item 6 Mendocino County Sheriff's Office to be agenda item 3. Motion was voted on and approved unanimously.	
2. **10 minutes (Maximum)**	**Public Comments:** *Members of the public wishing to comment on the BHAB will be recognized now. Any additional comments can be provided through email to bhboard@mendocinocounty.gov* Perry Glenn J Two Feathers Tripp • Stated that it has been just over a year since he has checked in with Behavioral Health. He commented that it is difficult to get access to the offices. He had Crisis Intervention Team (CIT) training 13 years ago and returned to the county 10 years ago. He expressed frustration about some of the providers and felt that some were not putting their funds to good use for the community.	Board Action: None
3. **15 minutes**	**Mendocino County Sheriff's Department** *Sam Logan, Patrol Sergeant* • Sergeant Logan talked about how the department deals with situations that involve people with mental health issues. They work closely with Crisis Units (both internal and those from outside the department) to de-escalate situations whenever possible. • The new expansion of the jail will be primarily a mental health wing. • Staff attend CIT training including Sergeant Logan that has attended the training. Deputies take an annual training course about "use of force," which includes specifics about those situations involving people with mental health issues. • Member Gorny asked if the Sheriff's Department has been introduced to the Blue Envelope program. Member Bosma sent out a description of the Blue Envelope program to their office on June 24. • Sergeant Logan mentioned that additional CIT training is always helpful. • Director Miller mentioned that four representatives from the Sheriff's office will be attending the CIT conference. • Member Mulheren stated that she would like to see a way for individuals to get help quickly when they are in a crisis other than calling 911. Sergeant Logan said that currently any calls that go to 911 are routed to appropriate channels and Crisis Response Team is contacted when appropriate. When that happens, there is an attempt to contact the Sheriff's Response Team. • Member Kaller asked if there was enough support through Crisis alongside the Sheriff's office. • Sergeant Logan said more staffing would always help. • The board thanked Sergeant Logan for attending and sharing input from the Sheriff's office.	Board Action: None
4. **45 minutes**	**Mendocino County Report –** *Jenine Miller, Director of Health Services* A. Director Report Questions	Board Action: None

	• Board of Supervisors (BOS) passed contracts for the coming year. B. Federal Updates • Review of the Federal and State impacts on C. Legislative Updates • Behavioral Health Services Act (BHSA) fully replaces MHSA. BHSA-aligned performance contracts began July 1, 2026. There has been movement towards Evidence Based Practices (EBPs). • The State is creating Centers for Excellence (COEs) to ensure consistency and quality in Behavioral Health (BH) services statewide. • At the State level there are funding cuts, particularly in Public Health. We are looking to see how changes to UIS affect our clients. D. PHF Updates • Construction of the Psychiatric Health Facility is going well. The facilities team and construction manager will be present at the next Measure B meeting. E. Additional Updates • Electronic Health Record (EHR): Three providers including Tapestry Family Services, Mendocino County Hospitality Center, & Mendocino County Youth Project are going to use Avatar for their records. • Health Information Exchange (HIE): Universal Consent Release is being considered by the health care collaboration. • Member Mulheren asked about staffing. Dr. Miller stated it is hard to find qualified candidates. One idea is to form internships with stipends.	
5. **3 minutes**	**Approval of Minutes from the June 18, 2025 Regular Meeting and from the June 23, 2025 Strategic Planning Meeting** • Motion made by Member Kaller, seconded by Member Gorny to approve June 18, 2025 Minutes. • Motion made by Member Baroza, seconded by Member Kaller to approve the June 23, 2025 Minutes.	Board Action: Approved Approved
6. **3 minutes**	**Board & Committee Reports:** *Discussion and Possible Action* A. Chair – *Jo Bradley* • None B. Vice Chair – *Mo Mulheren* • None C. Secretary/Treasurer – *Jenniffer Estevo* • None D. Appreciation Committee – *Member Martinez* • None	Board Action: None
7. **3 Minutes**	**Member Comments:** • The board to find out if Lois Lockart will be available to attend the next meeting. • Chair Bradley read aloud the BHAB vision statement which was approved at the last meeting.	Board Action: None

	• Member Mulheren wanted to talk about the challenges in public perception. Recently there has been a lot of discussion and/or complaints about Request for Proposals (RFP) going to the same providers, and then other complaints about a new provider getting the contract. Having a few providers is a plus. She wishes there was a way to change the public perception. • Member Kaller would like to see more transparency in the RFP process. Chair Bradley expressed that the process itself regarding RFPs is as transparent as possible. • Member Estevo asked for the Crisis Line. The 24/7 Crisis Linis is 1-855-838-0404. Upon receiving the call, a Crisis worker will ask questions and determine to whom the call should be transferred. • Member Kaller suggested a campaign to bring more awareness of the Crisis Hotline to the public. Members discussed how MTA buses have signs on the buses showing the hotline number.	
8. **2 minutes**	**Adjournment:** 2:38 pm Motion to adjourn made by Member Baroza, seconded by Member Kaller, approved unanimously.	Board Action: Approved

AMERICANS WITH DISABLITIES ACT (ADA) COMPLIANCE

The Mendocino County Behavioral Health Advisory Board complies with ADA requirements and upon request will attempt to reasonably accommodate individuals with disabilities by making meeting material available in appropriate alternative formats (pursuant to Government Code Section 54953.2). Anyone requiring reasonable accommodations to participate in the meeting should contact the Mendocino County Behavioral Health Administrative Office by calling (707) 472-2355 at least five days prior to the meeting.

BHAB CONTACT INFORMATION:

PHONE: (707) 472-2355 | FAX: (707) 472-2788

EMAIL THE BOARD: bhboard@mendocinocounty.gov | **WEBSITE:** www.mendocinocounty.gov/bhab

_____

Jo Bradley, Chair Date

_____

BHAB Clerk Date