MENDOCINO COUNTY BEHAVIORAL HEALTH ADVISORY BOARD

REGULAR MEETING

AGENDA

August 26, 2026
10:00 AM – 12:00 PM

Location: Caspar Community Center,
15051 Caspar Road, Caspar, CA 95420

Chairperson
Jo Bradley

Vice Chair
Mo Mulheren

Secretary/Treasurer
Jenniffer Estevo

BOS Supervisor
Mo Mulheren

MEMBERSHIP:

ANTHONY BAROZA, *25 YRS AND UNDER*
JO BRADLEY, *5TH DISTRICT*
MARK DONEGAN, *VETERAN*
JENNIFFER ESTEVO, *2ND DISTRICT*
DENISE GORNY, *1ST DISTRICT*
JEFF SHIPP, *3RD DISTRICT*
JILL ALES, *COMMUNITY MEMBER*
TIM BOSMA, *4TH DISTRICT*
MARTIN MARTINEZ, *COMMUNITY MEMBER*
GINA DANNER, *LOCAL EDUCATION AGENCY*

OUR COMMITMENT: *"To be committed to individuals, their families, and the delivery of quality care with the goals of recovery, human dignity, and the opportunity for participants to meet their full potential."*

	Agenda Item / Description	Action
1. **3 minutes**	**Call to Order, Roll Call, Quorum Notice, & Approve Agenda:** *Review and Possible Action.*	Board Action:
2. **10 minutes (Maximum)**	**Public Comments:** *Members of the public wishing to comment on the BHAB will be recognized now. Any additional comments can be provided through email to bhboard@mendocinocounty.gov*	Board Action:
3. **5 minutes**	**Approval of Minutes from July 15, 2026, Regular Meeting:** *Review and Possible Action*	Board Action:
4. **15 minutes**	**Mendocino County Youth Project Report:** *Amanda Archer/Designee* A. Services Update	Board Action:
5. **15 minutes**	**Redwood Community Services Report:** *Victoria Kelly/Designee* A. Services Update	Board Action:
6. **15 minutes**	**Tapestry Report:** *Kendra Palma/Designee* A. Services Update	Board Action:

7. **15 minutes**	**Mendocino County Hospitality Center Report**: *Paul Davis/Designee* A. Services Update	Board Action:
8. **15 minutes**	**Anchor Health Management Report:** *Anchor Health Management Inc.* A. Services Update	Board Action:
9. **15 minutes**	**Mendocino County Specialty Mental Health Report:** *Karen Lovato, Deputy Director BHRS Operations* A. Services Update	Board Action:
10. **5 minutes**	**Mendocino County Report:** *Jenine Miller, Director of Health Services* A. Director Report Questions B. Substance Use Disorders Treatment C. Specialty Mental Health	Board Action:
11. **5 minutes**	**Board & Committee Reports:** *Discussion and Possible Action* A. Chair – *Jo Bradley* B. Vice Chair – *Mo Mulheren* C. Secretary/Treasurer – *Jenniffer Estevo* D. Appreciation Committee – *Member Martinez* o Current/Past BHAB Member Appreciation	Board Action:
12. **5 minutes**	**Member Comments:**	Board Action:
13. **2 minutes**	**Adjournment:**	Board Action:

AMERICANS WITH DISABLITIES ACT (ADA) COMPLIANCE

The Mendocino County Behavioral Health Advisory Board complies with ADA requirements and upon request will attempt to reasonably accommodate individuals with disabilities by making meeting material available in appropriate alternative formats (pursuant to Government Code Section 54953.2). Anyone requiring reasonable accommodations to participate in the meeting should contact the Mendocino County Behavioral Health Administrative Office by calling (707) 472-2355 at least five days prior to the meeting.

BHAB CONTACT INFORMATION:

PHONE: (707) 472-2355 | FAX: (707) 472-2788

EMAIL THE BOARD: bhboard@mendocinocounty.gov | **WEBSITE:** www.mendocinocounty.gov/bhab

MENDOCINO COUNTY BEHAVIORAL HEALTH ADVISORY BOARD

REGULAR MEETING

MINUTES

July 15, 2026
1:00 PM – 3:30 PM

Location: Health Services, Conference Room 1,
1120 S. Dora Street, Ukiah, CA 95482

Chairperson
Jo Bradley

Vice Chair
Mo Mulheren

Secretary/Treasurer
Jenniffer Estevo

BOS Supervisor
Mo Mulheren

MEMBERSHIP:

ANTHONY BAROZA, *25 YRS AND UNDER*
JO BRADLEY, *5TH DISTRICT*
MARK DONEGAN, *VETERAN*
JENNIFFER ESTEVO, *2ND DISTRICT*
DENISE GORNY, *1ST DISTRICT*
JEFF SHIPP, *3RD DISTRICT*
JILL ALES, *COMMUNITY MEMBER*
TIM BOSMA, *4TH DISTRICT*
MARTIN MARTINEZ, *COMMUNITY MEMBER*
GINA DANNER, *LOCAL EDUCATION AGENCY*

OUR COMMITMENT: *"To be committed to individuals, their families, and the delivery of quality care with the goals of recovery, human dignity, and the opportunity for participants to meet their full potential."*

	Agenda Item / Description	Action
1. **3 minutes**	**Call to Order, Roll Call, Quorum Notice, & Approve Agenda:** • Chair Bradley called the meeting to order at 1:05 pm. • Members present: Member Ales, Member Baroza, Member Danner, Member Donegan, Member Esteveo, Member Gorny, Member Bosma, Member Martinez. • Members excused: Member Shipp. • Supervisor Mulheren and Supervisor Norvell were present. • Director Miller was present. • Motion made by Member Baroza and seconded by Member Danner to approve the Agenda.	Board Action: Approved.
2. **10 minutes (Maximum)**	**Public Comments:** *Members of the public wishing to comment on the BHAB will be recognized now. Any additional comments can be provided through email to bhboard@mendocinocounty.gov* Brian Erickson, Tapestry Family Services • Brian gave an update on Tapestry Family Services, and the timeline between client referrals, assessments and linkage to services, and how from time of referral to time of service is approximately twenty-two days.	Board Action: None.

DRAFT

- Supervisor Norvell asked Brian what steps Tapestry takes to reduce the timeline.
- Brian stated that Tapestry is working with the community to schedule follow-up appointments at the same time as assessments, to not have to have the client wait.
- Member Martinez asked what new services Tapestry was planning on offering.
- Brian stated that there are many opportunities for new services, but could not go into specific detail.
- Member Martinez asked if Tapestry has a social media presence.
- Brian stated yes, with efforts to broaden their social media.
- Member Ales inquired about Tapestry's mobile services.
- Brian said the mobile services were up and running and doing very well. Currently it is in an Outreach capacity with licensed therapists, with a focus on Laytonville and Covelo in particular.
- Member Martinez asked if the therapists are bilingual, to which Brian confirmed.
- Member Martinez asked if the tribes are being visited, as well as the Coast, specifically Point Arena and Manchester, to which Brian confirmed.

Taryn Soto, Program Manager, Redwood Community Services and Lindsay Thorton, Stepping Stones Manager

- Taryn reported an increase in mobile crisis calls initiated by the clients directly, which is encouraging to see clients reach out before a situation escalates.
- Taryn expressed gratitude towards Mendocino County Behavioral Health and Recovery Services for their constant collaboration.
- Lindsay shared two client success stories, one of which had successfully completed Assisted Outpatient Treatment (AOT).
- Member Martinez asked how long a client is in the AOT program from referral to completion.
- Lindsey believed that the timeframe is six months, with an option for an extension if necessary.
- Member Martinez asked how a client becomes eligible for AOT.
- Lindsay explained that BHRS employee Melinda Driggers, who is head of the program, assesses the client to see if they meet criteria. RCS and Tapestry are part of the treatment plan.
- Member Martinez asked if there were plans for opening more housing for clients.
- Lindsey was not aware of any plans to open additional housing. Tapestry was still working on filling open spaces in the housing they currently have.
- Member Martinez asked if AOT took referrals from reentry programs such as the Jail, rehab, etc.
- Lindsey explained that although referrals were taken from many different programs, the Jail is currently not one of them, but there are efforts to change that.
- Member Martinez inquired if there was any collaboration with parole or probation.

DRAFT

	• Lindsay explained there is a close collaboration with the County and the AB109 program, overseen by Meave Johnson. • Member Ales asked if Taryn could give her thoughts on what the up tic in crisis calls was related to. • Taryn explained that the rise in temperature and schools being out seemed to correlate with the increase in calls. • Member Ales inquired if there were passes to community resources such as swimming pools and other social outlets for clients during the summer months. • Taryn was not familiar, but could look into more information. • Member Martinez commented that Hopland will be holding a youth camp out on August 20 through August 24, to which Taryn and Lindsay thanked him for the information. • Member Martinez asked if 290 offenders were offered services. • Lindsay explained that her program worked with all clients that met criteria. • Member Martinez asked if there were brochures available. • Taryn answered yes, and Dr. Miller provided information on where to find them on the County website. • Member Donegan asked for information on Stepping Stones' Blue House program, and asked of any relation to agencies such as Building Bridges. • Lindsay explained that collaboration with Building Bridges, Stepping Stones, and RCS in regards to the Blue House. • Supervisor Mulheren briefly clarified what the acronym AOT stands for. Sarah Walsh, Anchor Health Management • Sarah gave a brief update on Anchor's referral processes, Med Compliance, and their current status with their application process with Partnership Health Plan.	
3. **5 minutes**	**Approval of Minutes from May 27, 2026, Regular Meeting and from June 17, 2026, Regular Meeting:** *Review and Possible Action* • Motion made by Member Gorny and seconded by Member Baroza to approve the June 17, 2026 Minutes. Motion was voted on and approved unanimously. • Motion made by Member Ales and seconded by Member Baroza to approve the May 27, 2026 Minutes. Motion was voted on and approved, with Member Donegan, Member Martinez, Member Danner, and Member Estevo abstaining.	Board Action: Approved. Approved.
4. **30 minutes**	**Guest Speaker:** *Programs and Services* **Brian Fay, Chief of Police, Willits Police Department** • Chief Fay gave a brief introduction of himself and the Willits Police Department (WPD). Chief Fay has 20 plus years of experience in Marin County, working many different roles within law enforcement in a County setting, and is excited for a close collaboration with Mendocino County Behavioral Health & Recovery Services (BHRS). • WPD recently hired three new officers. • Member Bosma asked if WPD has a CARE unit that works in the department, and if not, are they interested. Chief Fay stated they	Board Action: None.

DRAFT

	do not, but are very interested and looking into all options. Unfortunately, they are a small department. • Chair Bradley asked what WPD's protocol is when there is a Mental Health crisis. Chief Fay stated that officers call for Crisis field teams, if necessary. • Member Ales asked if he has all the necessary contact information for the crisis field teams, to which he stated that WPD dispatch does. • Director Miller added that WPD and BHRS share a building. • Member Martinez asked if WPD has noticed any progress in relation to mental health issues in the community. • Chief Fay would love to say yes, and has a very positive attitude. • Member Martinez asked if he has been attending any Community Safety meetings, to which Chief Fay responded with yes. • Chair Bradley asked if he has seen a big difference between Mendocino and Marin County, particularly on how mental health issues are handled. • Chief Fay stated that although there are big differences in funding, size, scope and capacity, there is nothing vastly different in approach to mental Health. • Member Bosma asked if any methods have been identified with handling Mental Health can be incorporated into WPD's approaches, to which Chief Fey stated having more officers with more thorough training. • Member Bosma asked how close WPD was to having full staff. • Chief Fay stated that with budget cuts, WPD is technically close to full staff, but the decrease in staff due to budget makes things very tough.	
5. **5 minutes**	**2026 Revised Meeting Schedule:** *Review and Possible Action* • Chair Bradley mentioned that the website had not been changed, but the BHAB meeting in August to be held at the Caspar Community Center alongside the Measure B Committee meeting. • Motion made by Member Baroza and seconded by Member Estevo to approve the revised schedule for the month of August. The motion was approved unanimously.	Board Action: Approved
6. **30 minutes**	**Mendocino County Report:** *Jenine Miller, Director of Health Services* A. Director Report Questions • Report included in the agenda packet. • Reviewed the director's report with the board. B. Substance Use Disorders Treatment • Regional Model is ending, and the County is moving to a single county model. • Continuing to work with the Department of Health Care Services (DHCS) and contracts on the transition of the service model. C. Specialty Mental Health • Specialty Mental Health contracts are scheduled to go to the Board of Supervisors on July 21. • The presentation will also seek direction from the Board of Supervisor regarding Avatar and interoperability.	Board Action: None.

DRAFT

	• Dr. Miller explained that not all Behavioral Health Services Act (BHSA) will be in the current contract. • Funding for the Mobile Crisis program has been extended through June 27, 2027. • The PHF opening date remains dependent on completion of construction and required occupancy certification. D. Quality Assurance Performance Improvement • Conducted a PSA exercise around quality assurance and performance improvement. E. Financial/Grant Updates • Continuing to monitor opportunities and apply for grants.	
7. **25 minutes**	**Board & Committee Reports:** *Discussion and Possible Action* A. Chair – *Jo Bradley* • No report. B. Vice Chair – *Mo Mulheren* • No report. C. Secretary/Treasurer – *Jenniffer Estevo* • No report. D. Appreciation Committee – *Martin Martinez* • Board Appreciation o Discussed possibility to hold a board appreciation alongside the grand opening of the PHF. • Motion made by Member Martinez and seconded by Member Donegan to purchase plaque recognizing Perri Kaller for service on the Board. The motion was approved unanimously. E. Membership Ad Hoc Committee – *Member Baroza & Member Bosma* • Ad Hoc to be dissolved.	Board Action: Approved.
8. **10 minutes**	**Member Comments:** • None.	Board Action: None.
9. **2 minutes**	**Adjournment:** 3:10pm	Board Action: None.

_____

Jo Bradley, Chair Date

_____

BHAB Clerk Date

DRAFT

- ## Board of Supervisors:

Recently passed items or presentations:

Mental Health:

- Presentation on CORE 2.0 Program

Substance Abuse Disorders Treatment:

- None.

Future BOS items or presentations:

Mental Health:

- None.

Substance Use Disorders Treatment:

- None.

- ## Staffing Updates:

- New Hires:
  - Mental Health: 0
  - Substance Use Disorder Treatment: 0
- Promotions:
  - Mental Health: 1
  - Substance Use Disorder Treatment: 0
- Transfers:
  - Mental Health: 0
  - Substance Use Disorder Treatment: 0
- Departures:
  - Mental Health: 1
  - Substance Use Disorder Treatment: 0
- Percent of Vacancies in Mental Health and Substance Use Disorder Treatment:
  - Mental Health/Mental Health Services Act: 33%
  - Substance Use Disorder Treatment: 35%

- ## Audits/Site Reviews: July 2026

- No audits or site reviews were completed.

- ## Grievances/Appeals:

July 2026

- MHP Grievances
    - Pending: 1
    - Resolved: 0
- SUDT Grievances: 0
- BHSA Issue Resolutions: 0
- Second Opinions: 0
- Change of Provider Requests: 0
- Pending: 0
- Resolved: 0
- Provider Appeals: 0
- Consumer Appeals: 0

- ## Meetings of Interest:

- Safe RX meeting will be held on Wednesday, September 23, 2026, from 2:00 pm – 3:00 pm via Teams.

- ## Grant Opportunities:

- HS Grants – On July 27, BHRS submitted an application to the Substance Abuse and Mental Health Services Administration (SAMHSA) for Mental Health awareness Training funding for $200,000, if awarded, funds will be used for the Mendocino County Mental Health Capacity Expansion Initiative, which will strengthen crisis intervention and mental health training for providers, first responders, and community agencies across Mendocino County. A funding decision is expected by September 1, 2026.

- ## Significant Projects/Brief Status:

Assisted Outpatient Treatment (AOT): AB 1421/Laura's Law July 2026 Data:

Melinda Driggers, AOT Coordinator, is accepting and triaging referrals:

- Referrals to date: 177
- Total that did not meet AOT criteria: 123
- Total FY 26/27 Referrals: 0
- Currently in Investigation/Screening/referral: 0
- Unable to locate/Connect: 0
- Pending assessment to file petition: 0
- Settlement Agreement/Full AOT FY 26/27: 0

Notes: There are going to be discrepancies with the number of clients referred and clients that did not meet the criteria. Just because someone was not ordered into AOT does not mean they did not meet the criteria. There are times when the County files a petition and the client does not show up to court, a higher level of care is needed, the client chose to participate in BHC instead, they were incarcerated, the client left the area, etc.

Most of the referrals AOT receives are from service providers, which means the client is already connected to services. When the county AOT Coordinator can contact a client, she assists in connecting them with services they are interested in.

Unable to locate/connect with the client: Even if unable to contact the client, the AOT Coordinator does a record review and notifies mobile crisis, mobile outreach, crisis, and the jail discharge planner letting them know we have a referral and need to touch-base with the client. If it looks like the client is likely to meet the criteria, the AOT Coordinator will put together an investigation report and send it for an assessment just in case they do have contact with the client.

Dual Response Mobile Crisis Response July 2026 Data:
***BHRS Data only RCS data unavailable at the time of report**

- Total calls: 31
- Unduplicated clients: 22
- Calls resulting in 5150: 2
- Fiscal Year to date 26/27: 31 total calls, 22 Unduplicated clients, 2 calls resulting in 5150
- Mobile Crisis services are provided by BHRS during the day and by RCS at night.

Educational Opportunities:

- Safe RX meeting will be held on Wednesday, September 23, 2026, from 2:00 pm – 3:00 pm via Teams.

Behavioral Health Services Act (BHSA):

- None.

Lanterman Petris Short Conservatorships (LPS):

Number of individuals on LPS Conservatorships in July 2026: 70

- In County: 25
- Out of County: 45
- New: 0
- Discharged: 1

Substance Use Disorders Treatment Services:

Number of Substance Use Disorders Treatment Clients Served in June 2026:

- Total number of clients served: 113
- Total number of services provided: 527
- Fort Bragg: 28 clients served for a total of 120 services provided
- Ukiah: 68 clients served for a total of 351 services provided
- Willits: 17 clients served for a total of 56 services provided

Number of Substance Use Disorder Clients Completion Status:

- Completed Treatment/Recovery: 7
- Left Before Completion: 11
- Lost Contact/Service Unavailable: 4
- Discharged to Rehab Facility/Incarceration: 5
- Other: 1

- **New Contracts:**
  - None.

- **Capital Facilities Projects:**
  - **Willow Terrace Project and Orr Creek Commons Phase 2:**
    Routine (monthly and quarterly) meetings occur with RCHDC around needs of the supported housing communities. Outreach teams visit community room spaces to support SMH services. Vacancies are filled with applications via SMH providers. Applications are currently being accepted.

  - **Crisis Residential Treatment: Phoenix House in July 2026**:
    - 11 clients served, 5 admissions, 5 discharges
    - Total bed days: 379
    - 2 open beds at time of report
    - Successes: One client successfully completed program and managed to get into Harmony House SLE in Ukiah and one client has secured housing at Harmony House SLE or Ukiah Recovery Center SLE on she Has completed our 90 day program.

  - **PHF: Psychiatric Health Facility 8/14/2026:**
    The project continues to progress with several major milestones targeted for completion by late August. Upcoming work includes precast fencing, kitchen equipment installation, parking lot soil and paving, and completion of interior finishes.





August 10, 2026
Permit No. : BU-2024-0313



August 10, 2026
Permit No. : BU-2024-0313

August 10, 2026
Permit No. : BU-2024-0313

August 10, 2026
Permit No. : BU-2024-0313

August 10, 2026
Permit No. : BU-2024-0313

August 10, 2026
Permit No. : BU-2024-0313

August 10, 2026
Permit No. : BU-2024-0313

August 10, 2026
Permit No. : BU-2024-0313



August 10, 2026
Permit No. : BU-2024-0313

Mendocino County Behavioral Health and Recovery Services
Behavioral Health Advisory Board General Ledger
FY 25/26
8/6/2026

ORG	OBJ	ACCOUNT DESCRIPTION	YR/PER/JNL	EFF DATE	AMOUNT	INVOICE #	CHECK #	VENDOR NAME	COMMENT
MHB	862080	FOOD	2026/06/000782	12/18/2025	5.99	85006 120725	4421571	SAFEWAY	ACCT#85006
MHB	862080	FOOD	2026/10/000653	04/16/2026	21.98	85006 040726	4427284	SAFEWAY	ACCT# 85006
		FOOD Total			**$27.97**				
MHB	862150	MEMBERSHIPS	2026/11/000235	05/07/2026	700.00	997221	4428053	CALBHB/C	CAL BHB/C MEMBERSHIP DUES FY 2
		MEMBERSHIPS TOTAL			**$700.00**				
MHB	862170	OFFICE EXPENSE	2026/06/001131	12/30/2025	16.66	2004394-0	4421671	BLAISDELL & SONGEY	11471 FY25/26
		OFFICE EXPENSE Total			**$16.66**				
MHB	862190	PUBL & LEGAL NOTICES							
		PUBL & LEGAL NOTICES Total			**$0.00**				
MHB	862210	RNTS & LEASES BLD GRD	2026/03/000093	09/03/2025	45.00				BHAB MTG 8.27.25 INV 25.26-010
MHB	862210	RNTS & LEASES BLD GRD	2026/09/000238	03/06/2026	45.00				BHAB MTG 02.25.26 INV25.26-024
		RNTS & LEASES BLD GRD Total			**$90.00**				
MHB	862230	INFO TECH EQUIP	2026/09/001250	03/09/2026	375.24				AMAZON RETA B16B98UF2 - Purch
MHB	862230	INFO TECH EQUIP	2026/09/001250	03/09/2026	375.24				AMAZON RETA B18AW7UM2 - Purch
MHB	862230	INFO TECH EQUIP	2026/09/001250	03/09/2026	375.24				AMAZON RETA RV2NT7LP3 - Purch
MHB	862230	INFO TECH EQUIP	2026/09/001250	03/09/2026	1,757.96				WWW COSTCO COM - Purchase
MHB	862230	INFO TECH EQUIP	2026/09/001250	03/09/2026	439.49				COSTCO WHSE#1297 - Purchase
MHB	862230	INFO TECH EQUIP	2026/10/000798	04/08/2026	64.56				Amazon.com B90AL8YW1 - Purchas
MHB	862230	INFO TECH EQUIP	2026/10/000798	04/08/2026	64.56				Amazon.com B945C2YD1 - Purchas
MHB	862230	INFO TECH EQUIP	2026/10/000798	04/08/2026	385.05				Amazon.com BE8SG8QP2 - Purchas
MHB	862230	INFO TECH EQUIP	2026/10/000798	04/08/2026	385.05				Amazon.com B92CW0AD0 - Purchas
MHB	862230	INFO TECH EQUIP	2026/10/000798	04/08/2026	495.55				Amazon.com BD5XX0421 - Purchas
		INFO TECH EQUIP Total			**$4,717.94**				
MHB	862250	TRNSPRTATION & TRAVEL	2026/08/001039	02/02/2026	8.40				GA INV JAN 2026 VHL EXP
MHB	862250	TRNSPRTATION & TRAVEL	2026/10/001260	04/30/2026	60.90			KALLER PERRI	04/15/2026 IN CO MIL BHAB MTG
MHB	862250	TRNSPRTATION & TRAVEL	2026/10/001260	04/30/2026	95.70			MARTINEZ MARTIN D	04/15/2026 IN CO MIL BHAB MTG
		TRNSPRTATION & TRAVEL Total			**$165.00**				
		TRAVEL & TRSP OUT OF COUNTY Total			**$0.00**				
		Grand Total			**$5,717.57**				

Summary of Budget for FY 25/26

OBJ	ACCOUNT DESCRIPTION	Budget Amount	YTD Exp	Remaining Budget
862080	Food	1,000.00	27.97	972.03
862150	Memberships	700.00	700.00	0.00
862170	Office Expense	500.00	16.66	483.34
862190	Publ & Legal Notices	0.00	0.00	0.00
862210	Rents & Leases Bld	360.00	90.00	270.00
862230	Info Tech Equip	0.00	4,717.94	(4,717.94)
862250	In County Travel	3,000.00	165.00	2,835.00
862253	Out of County Travel	2,000.00	0.00	2,000.00
	Total Budget	$7,560.00	$5,717.57	$1,842.43

Behavioral Health and Recovery Services
Mental Health FY 2025-2026
Budget Summary
Year-to-Date as of August 7, 2026

	Program	FY 25-26 Approved Budget	Expenditures						Revenue					Total Net Cost
			Salaries & Benefits	Services & Supplies	Other Charges	Fixed Assets	Operating Transfers	Total Expenditures	2011 Realignment	1991 Realignment	Medi-Cal FFP	Other	Total Revenue	
1	Mental Health (Overhead)	(6,369,775)	-	917,974	26,927,316	-	-	27,845,290	(7,178,191)	(2,070,949)	(27,457,600)	(310,407)	(37,017,147)	(9,171,857)
2	Administration - MHAD75	640,142	570,476	94,291	-	-	-	664,767	-	-	-	(14,191)	(14,191)	650,576
5	CalWORKs - MHAS32	-	1,107	-	-	-	-	1,107	-	-	-	(1,384)	(1,384)	(277)
6	Mobile Outreach Program - MHAS33	-	6,269	34	-	-	-	6,303	-	-	-	-	-	6,303
7	Adult Services - MHAS75	167,241	102,814	2,334	-	-	-	105,148	-	-	-	-	-	105,148
8	Path Grant - MHAS91	-	-	107,034	-	-	-	107,034	-	-	-	(70,362)	(70,362)	36,672
9	SAMHSA Grant - MHAS92	-	-	115,473	-	-	-	115,473	-	-	-	(44,664)	(44,664)	70,809
10	Mental Health Board - MHB	7,560	-	5,718	-	-	-	5,718	-	-	-	-	-	5,718
11	CCMU -BCHIP - MHBCMU	-	-	-	-	-	-	-	-	-	-	(146,995)	(146,995)	(146,995)
12	Business Services - MHBS75	1,208,929	896,751	62,208	-	-	-	958,958	-	-	-	(15,379)	(15,379)	943,580
13	MHCALA - Cal-Aim	-	-	-	-	-	-	-	-	-	-	-	-	-
15	MH Grant (Other)	-	30,455	70,125	-	-	-	100,580	-	-	-	(1,234,277)	(1,234,277)	(1,133,697)
16	AB109 - MHMS70	(401)	155,951	-	-	-	-	155,951	-	-	-	(155,165)	(155,165)	786
17	Conservatorship - MHMS75	2,618,918	86,991	47,939	4,706,542	-	-	4,841,472	-	-	-	(157,561)	(157,561)	4,683,912
18	Public Conservator Office - MHPC75	391,366	268,073	25,242	-	-	-	293,314	-	-	-	(21,020)	(21,020)	272,295
19	QA/QI - MHQA99	1,336,020	800,843	722,069	-	-	-	1,522,912	-	-	-	(11,172)	(11,172)	1,511,740
a	Total YTD Expenditures & Revenue	-	2,919,730	2,170,440	31,633,857	-	-	36,724,028	(7,178,191)	(2,070,949)	(27,457,600)	(2,182,576)	(38,889,316)	(2,165,289)
b	FY 2025-2026 Adjusted Budget	-	4,026,732	3,494,947	39,527,024	-	-	47,048,703	-	(21,532)	(26,043,120)	(21,056,533)	(47,121,185)	(72,482)
c	Variance	-	1,107,002	1,324,507	7,893,167	-	-	10,324,676	7,178,191	2,049,417	1,414,480	(18,873,957)	(8,231,869)	2,092,807

Behavorial Health and Recovery Services
Mental Health Services Act (MHSA) FY 2025-2026
Budget Summary
Year-to-Date as of August 7, 2026

	Program	FY 25-26 Approved Budget	Expenditures						Revenue				Total Net Cost
			Salaries & Benefits	Services & Supplies	Other Charges	Fixed Assets	Operating Transfers	Total Expenditures	Revenue Prop 63	Medi-Cal FFP	Other-Revenue	Total Revenue	
1	**Community Services & Support**	3,807,428	7,930,989	480,483	10,248,154	-	17,092	**18,676,717**	(4,566,857)	(1,525,278)	(347,370)	**(6,439,506)**	**12,237,211**
2	**Prevention & Early Intervention**	1,627,992	1,011,738	346,399	-	-	24,857	**1,382,994**	(1,110,294)	-	(65,825)	**(1,176,119)**	**206,875**
3	**Innovation**	133,919	2,522	100,436	-	-	-	**102,957**	(298,787)	-	(20,570)	**(319,358)**	**(216,401)**
4	**Workforce Education & Training**	-	-	45,283	-	-	-	**45,283**	**-**	**-**	-	**-**	**45,283**
5	**Capital Facilities & Tech Needs**	-	-	-	-	-	-	**-**	**-**	**-**	-	**-**	**-**
a	**Total YTD Expenditures & Revenue**	**5,569,339**	8,945,248	972,600	10,248,154	-	41,949	**20,207,951**	**(5,975,939)**	**(1,525,278)**	**(433,765)**	**(7,934,982)**	**12,272,968**
b	**FY 2025-2026 Adjusted Budget**	**-**	2,982,071	2,808,582	17,395,067	-	3,032,221	**26,217,941**	**(7,148,625)**	**(13,612,972)**	**(105,000)**	**(20,866,597)**	**5,351,344**
c	**Variance**	-	(5,963,177)	1,835,982	7,146,913	-	2,990,272	**6,009,990**	**(1,172,686)**	**(12,087,694)**	**328,765**	**(12,931,615)**	**(6,921,624)**

* **Prudent Reserve Balance** **1,018,338**

* WIC Section 5847 (a)(7) - Establishment & maintenance of a prudent reserve to ensure the county continues to be able to serve during years in which revenues for the Mental Health Services Fund are below recent averages adjusted by changes in the state population and the California Consumer Price Index

Behavioral Health and Recovery Services
Substance Use Disorder Treatment (SUDT) FY 2025-2026
Budget Summary
Year-to-Date as of August 7, 2026

	Program	FY 25-26 Approved Budget	Expenditures						Revenue					Total Net Cost
			Salaries & Benefits	Services and Supplies	Other Charges	Fixed Assets	Operating Transfers	Total Expenditures	SABG AND FDMC	2011 Realignment	Partnership	Other	Total Revenue	
1	SUDT Overhead	(24,613,410)	-	22	1,712,656	-	-	1,712,678	(13,107,079)	(498,761)	(535,679)	(772,327)	(14,913,845)	(13,201,167)
2	County Wide Services - SU0035	23,456,465	-	26,317	-	-	-	26,317	-	-	-	-	-	26,317
4	Ukiah Adult Treatment Services - SU0100	(40)	429,689	62,304	-	-	-	491,994	-	(95,429)	-	(12,087)	(107,517)	384,477
5	Drug Court Services - SU0105	-	49,415	30	-	-	-	49,445	-	(47,757)	-	-	(47,757)	1,688
6	Women in Need of Drug Free Opportunities - SU0125	-	37,325	4,004	-	-	-	41,329	(21,841)	-	-	(25,995)	(47,836)	(6,507)
7	Family Drug Court - SU0127	-	99,597	1,806	-	-	-	101,403	-	-	-	-	-	101,403
8	Friday Night Live - SU0158	-	775	-	-	-	-	775	-	-	-	-	-	775
9	Willits Adult Services - SU0200	-	105,987	25,444	-	-	-	131,431	-	-	-	-	-	131,431
10	Fort Bragg Adult Services - SU0300	-	154,831	9,070	-	-	-	163,901	-	-	-	(865)	(865)	163,037
11	Administration - SUADMN	1,156,983	715,258	266,776	-	-	-	982,033	-	(3,193)	-	(21,803)	(24,996)	957,038
12	Adolescent Services - SUADOL	-	112,953	2,070	-	-	-	115,024	(151,897)	(6,653)	-	(120)	(158,669)	(43,645)
14	COSSAAP - SUCOSP	-	53,497	35,743	-	-	-	89,240	-	-	-	(391,602)	(391,602)	(302,362)
15	SUGRNT	2	53,089	35,743	-	-	-	88,832	-	-	-	(239,685)	(239,685)	(150,854)
16	Prevention Services - SUPREV	-	59,194	11,170	-	-	-	70,364	(108,841)		-	-	(108,841)	(38,476)
a	Total YTD Expenditures & Revenue	-	1,871,612	480,498	1,712,656	-	-	4,064,766	(13,389,657)	(651,792)	(535,679)	(1,464,484)	(16,041,612)	(11,976,846)
b	FY 2025-2026 Adjusted Budget	-	2,315,604	24,222,107	2,972,534	-	-	29,510,245	(23,731,583)	-	(478,768)	(5,299,894)	(29,510,245)	-
c	Variance	-	443,992	23,741,609	1,259,878	-	-	25,445,479	(10,341,926)	651,792	56,911	(3,835,410)	(13,468,633)	11,976,846

Timeliness Charts and Graphs

1.

QI Work Plan 2.1

Length of Time from Initial Request to first offered Appt. - Mean BPSA - MHP Standard or Goal - 10 Business Days - 90%	All Services	Adult Services	Children's Services	Foster Care
24/25 Avg.	5	5	6	3
Jul-25	3.43	3.4	3.5	N/A
Aug-25	3.8	3.5	4.3	N/A
Sep-25	3.69	2.81	4.83	4.3
Oct-25	3.92	3.42	4.66	4
Nov-25	4.16	3.22	5.08	11.7
Dec-25	4.12	3.84	4.55	1.8
Jan-26	3.79	3.07	4.81	N/A
Feb-26	4.45	4.07	4.91	N/A
Mar-26	3.64	4.36	3	3.7
Apr-26	3.06	3.18	2.85	5.1
May-26	3.68	3.68	3.68	0.3
Jun-26	3.07	3.06	3.09	N/A
12 Mo. Avg.	4	3	4	4

Length of Time from Initial Request to first offered Appt. - Median BPSA - MHP Standard or Goal - 10 Business Days - 90%	All Services	Adult Services	Children's Services	Foster Care
24/25 Avg.	4	4	4	3
Jul-25	3	3	3	N/A
Aug-25	2	2	3	N/A
Sep-25	3	2	5	3
Oct-25	3	2	3	4
Nov-25	4	3	5	11
Dec-25	3	3	3	2
Jan-26	3	3	3	N/A
Feb-26	4	4.5	3	N/A
Mar-26	3	4	2	4
Apr-26	2	2	1	4
May-26	3	2.5	3	0
Jun-26	2	2	2	N/A
12 Mo. Avg.	3	3	3	4

Length of Time from Initial Request to first offered Appt. BPSA - MHP Standard or Goal - 10 Business Days - 90%	All Services	Adult Services	Children's Services	Foster Care
23/24 Avg.	91%	95%	88%	89%
Jul-25	98%	98%	97%	N/A
Aug-25	94%	96%	90%	N/A
Sep-25	98%	98%	97%	100%
Oct-25	96%	100%	89%	100%
Nov-25	95%	100%	90%	33%
Dec-25	95%	99%	89%	100%
Jan-26	97%	100%	92%	N/A
Feb-26	97%	100%	93%	N/A
Mar-26	98%	98%	98%	100%
Apr-26	96%	97%	94%	88%
May-26	97%	97%	97%	100%
Jun-26	97%	98%	95%	N/A
12 Mo. Avg.	97%	98%	93%	89%

Graphs of "All Services"

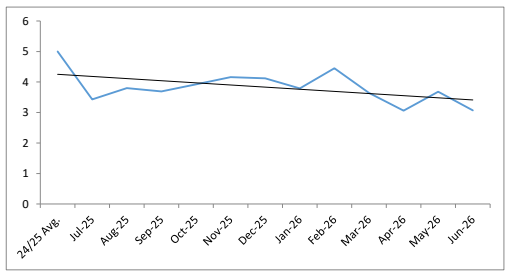

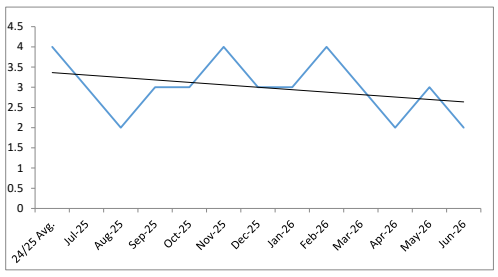

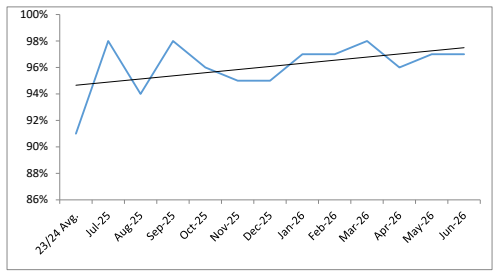

2.

QI Work Plan 2.2

Length of Time from Initial Request to first kept Appt. - Mean MHP Standard or Goal - 10 Business Days - 90%	All Services	Adult Services	Children's Services	Foster Care
24/25 Avg.	8	7	9	5
Jul-25	3.5	3.4	3.7	N/A
Aug-25	4.1	3.7	4.7	N/A
Sep-25	3.6	2.74	4.6	4.3
Oct-25	4.2	3.6	5	N/A
Nov-25	3.8	3.5	4	8
Dec-25	3.7	3.82	3.62	1.75
Jan-26	3.7	3.3	6.05	N/A
Feb-26	4.5	4.1	4.9	N/A
Mar-26	3.69	4.36	3.08	3.67
Apr-26	3.18	3.35	2.9	5.13
May-26	3.48	3.37	3.68	0.33
Jun-26	2.96	3	2.86	N/A
12 Mo. Avg.	4	4	4	4

Length of Time from Initial Request to first kept Appt. - Median MHP Standard or Goal - 10 Business Days - 90%	All Services	Adult Services	Children's Services	Foster Care
24/25 Avg.	8	8	9	5
Jul-25	3	3	3	N/A
Aug-25	3	2	4	N/A
Sep-25	3	2	4.5	3
Oct-25	2	2	3	N/A
Nov-25	4	4	5	8
Dec-25	3	3	3	2
Jan-26	3	3	3	N/A
Feb-26	4	5	4	N/A
Mar-26	2.5	4	2	4
Apr-26	2	2	1	2.5
May-26	3	3	3	0
Jun-26	2	2	2	N/A
12 Mo. Avg.	3	3	3	3

Length of Time from Initial Request to first kept Appt. - MHP Standard or Goal - 10 Business Days - 90%	All Services	Adult Services	Children's Services	Foster Care
24/25 Avg.	71%	75%	65%	85%
Jul-25	98%	98%	97%	N/A
Aug-25	91%	93%	87%	N/A
Sep-25	98%	98%	97%	100%
Oct-25	96%	98%	94%	N/A
Nov-25	99%	100%	98%	50%
Dec-25	96%	97%	95%	100%
Jan-26	97%	100%	93%	N/A
Feb-26	98%	100%	95%	N/A
Mar-26	97%	96%	98%	100%
Apr-26	96%	97%	93%	88%
May-26	98%	98%	97%	100%
Jun-26	97%	98%	95%	N/A
12 Mo. Avg.	97%	98%	95%	90%

Graphs of "All Services"

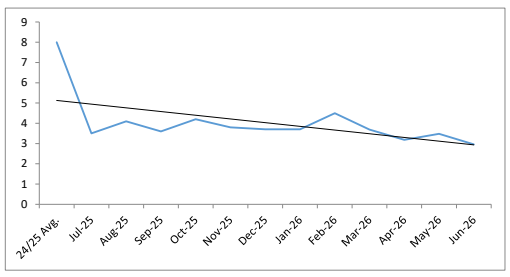

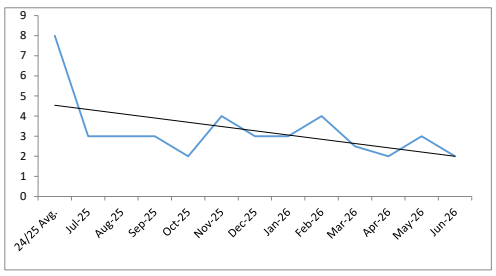

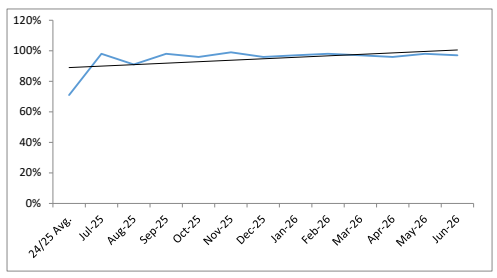

3.

QI Work Plan 2.3

Length of Time from Initial Request to first offered Psychiatry appt. - Mean MHP Standard or Goal - 15 Business Days - 90%				
	All Services	Adult Services	Children's Services	Foster Care
24/25 Avg.	7	7	8	6
Jul-25	6.2	5.7	8.5	n/a
Aug-25	8.8	8.5	13	n/a
Sep-25	5.8	6.1	5	n/a
Oct-25	7	7.2	6.5	n/a
Nov-25	9.1	9.4	6	n/a
Dec-25	7.7	6.8	15.5	n/a
Jan-26	7.4	6.7	12	n/a
Feb-26	10.3	10.3	10.3	8
Mar-26	9.4	9.7	8	n/a
Apr-26	8.1	7.9	8.8	n/a
May-26	8.2	7.5	12.7	n/a
Jun-26	8.4	8	9.8	4
12 Mo. Avg.	8	8	10	6

Length of Time from Initial Request to first offered Psychiatry Appt. - Median MHP Standard or Goal - 15 Business Days - 90%				
	All Services	Adult Services	Children's Services	Foster Care
24/25 Avg.	6	6	6	6
Jul-25	6	5	9	n/a
Aug-25	9	9	13	n/a
Sep-25	5	5	4.5	n/a
Oct-25	8	8	5.5	n/a
Nov-25	7.5	9	6	n/a
Dec-25	7.5	6.5	15.5	n/a
Jan-26	6	6	6	n/a
Feb-26	11	11	11.5	8
Mar-26	9	2.95	9	n/a
Apr-26	8	8	9	n/a
May-26	9	7	14	n/a
Jun-26	10	9.5	10	4
12 Mo. Avg.	8	7	9	6

Length of Time from Initial Request to first offered Psychiatry Appt. - MHP Standard or Goal - 15 Business Days - 90%				
	All Services	Adult Services	Children's Services	Foster Care
24/25 Avg.	96%	96%	100%	100%
Jul-25	100%	100%	100%	n/a
Aug-25	100%	100%	100%	n/a
Sep-25	100%	100%	100%	100%
Oct-25	100%	100%	100%	n/a
Nov-25	86%	85%	100%	n/a
Dec-25	94%	100%	50%	n/a
Jan-26	100%	100%	100%	n/a
Feb-26	100%	100%	100%	100%
Mar-26	100%	100%	100%	n/a
Apr-26	100%	100%	100%	n/a
May-26	100%	100%	100%	n/a
Jun-26	100%	100%	100	100%
12 Mo. Avg.	98%	99%	921%	100%

Graphs of "All Services"

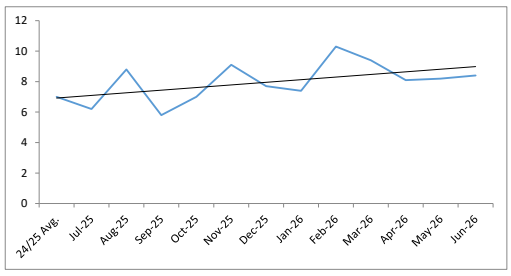

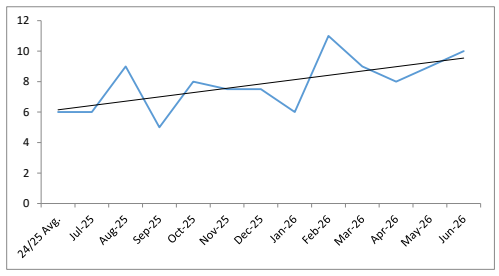

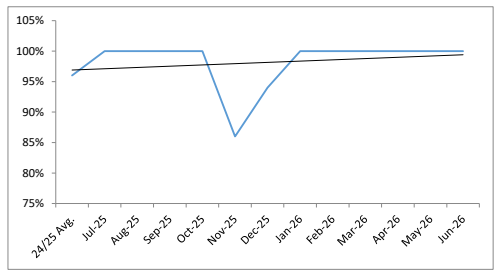

4.

QI Work Plan 2.4

Length of Time from Initial Request to first kept Psychiatry appt. - Mean MHP Standard or Goal - 15 Business Days - 90%				
	All Services	Adult Services	Children's Services	Foster Care
24/25 Avg.	7	7	8	5
Jul-25	5.7	5.2	8	N/A
Aug-25	7.8	7.4	13	N/A
Sep-25	14	6.1	5.3	N/A
Oct-25	8	8.2	7	N/A
Nov-25	5.8	5.8	6	N/A
Dec-25	7.2	7	10	N/A
Jan-26	7.5	6.7	12	N/A
Feb-26	9.9	9.7	10.3	8
Mar-26	9.4	10.3	4	N/A
Apr-26	8.4	7.9	10.3	N/A
May-26	10.1	9.5	12.7	N/A
Jun-26	18	7.2	14.7	4
12 Mo. Avg.	9	8	9	6

Length of Time from Initial Request to first kept Psychiatry Appt. - Median MHP Standard or Goal - 15 Business Days - 90%				
	All Services	Adult Services	Children's Services	Foster Care
24/25 Avg.	6	6	6	5
Jul-25	5	5	7	N/A
Aug-25	8	7	13	N/A
Sep-25	7	8	5	N/A
Oct-25	8	8	7	N/A
Nov-25	6	6	6	N/A
Dec-25	7	6	10	N/A
Jan-26	6	5	12	N/A
Feb-26	10	10	12	8
Mar-26	9	10	4	N/A
Apr-26	8	7	4.38	N/A
May-26	11	10	14	N/A
Jun-26	8.4	8	16	4
12 Mo. Avg.	8	8	9	6

Length of Time from Initial Request to first kept Psychiatry Appt. - MHP Standard or Goal - 15 Business Days - 90%				
	All Services	Adult Services	Children's Services	Foster Care
24/25 Avg.	97%	97%	98%	100%
Jul-25	100%	100%	100%	N/A
Aug-25	100%	100%	100%	N/A
Sep-25	100%	100%	100%	100%
Oct-25	93%	91%	100%	N/A
Nov-25	100%	100%	100%	N/A
Dec-25	93%	92%	100%	N/A
Jan-26	100%	100%	100%	N/A
Feb-26	100%	100%	100%	100%
Mar-26	100%	100%	100%	N/A
Apr-26	90%	94%	75%	N/A
May-26	100%	100%	100%	N/A
Jun-26	89%	100%	33%	100%
12 Mo. Avg.	97%	98%	92%	100%

Graphs of "All Services"

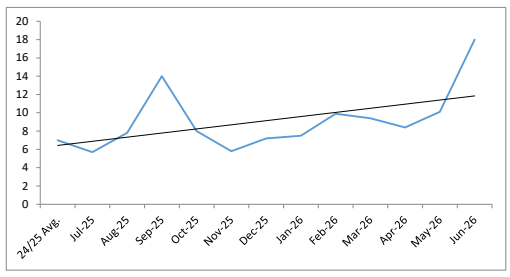

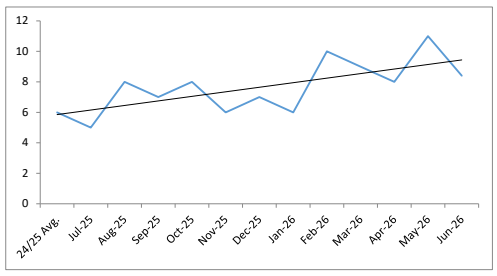

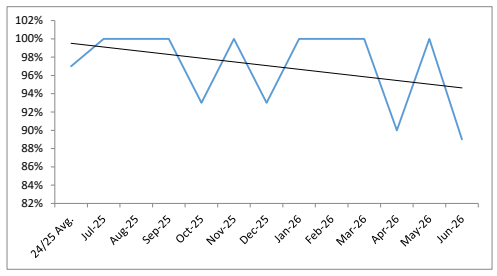

5.

QI Work Plan 2.5
Combined Bus & After Hrs

Length of Time from Service Request for urgent Appt. to Actual Encounter Mean - MHP Standard or Goal - 95% (Minutes)	All Services	Adult Services	Children's Services	Foster Care
24/25 Avg.	16	15	25	n/a
Jul-25	11	12	2	n/a
Aug-25	8.95	9.45	5.38	n/a
Sep-25	5.09	5.14	5.09	n/a
Oct-25	17.03	17.49	15.33	n/a
Nov-25	14.74	13.45	20.74	n/a
Dec-25	14.22	13.04	19.21	n/a
Jan-26	14.56	14.2	16.29	n/a
Feb-26	15.71	17.29	9.13	n/a
Mar-26	25.07	30	6.29	n/a
Apr-26	7.8	8	6.2	n/a
May-26	10.28	10.25	10.48	n/a
Jun-26	10.39	10.31	11.06	n/a
12 Mo. Avg.	13	13	11	#DIV/0!

Length of Time from Service Request for urgent Appt. to Actual Encounter Median - MHP Standard or Goal - 95% (Minutes)	All Services	Adult Services	Children's Services	Foster Care
24/25 Avg.	1	2	17	n/a
Jul-25	1	2	0	n/a
Aug-25	0	0	0	n/a
Sep-25	3	3	4	n/a
Oct-25	7.5	8	7	n/a
Nov-25	7	6	9	n/a
Dec-25	5.5	5	8.5	n/a
Jan-26	9	9	14	n/a
Feb-26	5	5.5	5	n/a
Mar-26	4	4.5	0	n/a
Apr-26	0	0	0	n/a
May-26	0	0	5	n/a
Jun-26	5	5.5	0	n/a
12 Mo. Avg.	4	4	4	#DIV/0!

Length of Time from Service Request for urgent Appt. to Actual Encounter Percent of CIC meeting MHP Goal: 95% w/in 1 Hr (Bus-Hrs) & 2 Hr (After-Hrs)	All Services	Adult Services	Children's Services	Foster Care
24/25 Avg.	95%	96%	91%	n/a
Jul-25	96%	96%	100%	n/a
Aug-25	99%	99%	100%	n/a
Sep-25	100%	100%	100%	n/a
Oct-25	97%	97%	100%	n/a
Nov-25	96%	96%	96%	n/a
Dec-25	98%	97%	100%	n/a
Jan-26	98%	99%	95%	n/a
Feb-26	98%	98%	100%	n/a
Mar-26	96%	95%	100%	n/a
Apr-26	99%	99%	100%	n/a
May-26	99%	99%	100%	n/a
Jun-26	100%	100%	100%	n/a
12 Mo. Avg.	98%	98%	99%	#DIV/0!

Graphs of "All Services"

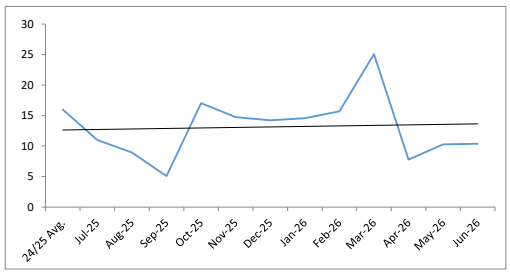

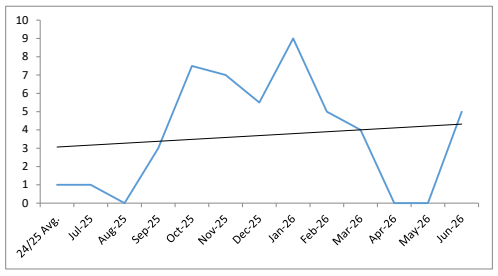

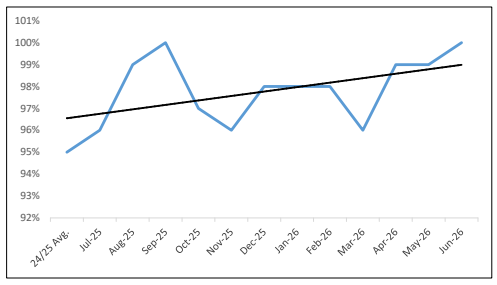

6.

QI Work Plan 2.6a & 2.6c

Total Number of Hospital Admissions	All Services	Adult Services	Children's Services	Foster Care
24/25 Avg.	37	29	6	0
Jul-25	34	30	4	0
Aug-25	51	48	3	0
Sep-25	34	27	7	0
Oct-25	34	30	4	0
Nov-25	35	29	6	0
Dec-25	39	33	6	0
Jan-26	36	34	2	0
Feb-26	31	24	7	0
Mar-26	43	37	6	0
Apr-26	45	40	5	0
May-26	52	45	7	0
Jun-26	40	37	3	0
12 Mo. Avg.	40	35	5	0
12 Mo. Tota	474	414	60	0

Total Number of Hospital Discharges	All Services	Adult Services	Children's Services	Foster Care
24/25 Avg.	19	15	4	0
Jul-25	27	26	1	0
Aug-25	28	27	1	0
Sep-25	27	24	3	0
Oct-25	26	21	5	0
Nov-25	18	14	4	0
Dec-25	24	19	5	0
Jan-26	12	12	0	0
Feb-26	18	18	0	0
Mar-26	23	21	2	0
Apr-26	27	25	2	0
May-26	30	27	3	0
Jun-26	34	29	5	0
12 Mo. Avg.	25	22	3	0
12 Mo. Tota	294	263	31	0

Graphs of "All Services"

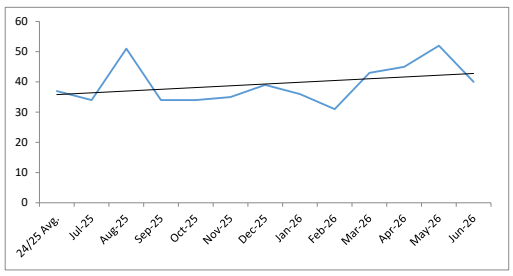

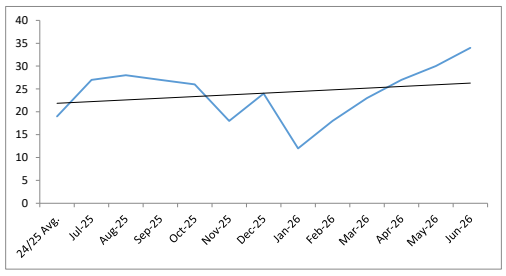

QI Work Plan 2.6b

Timeliness of follow-up encounters post psychiatric inpatient discharge Total number of Medi-Cal payor follow-up appointments				
	All Services	Adult Services	Children's Services	Foster Care
24/25 Avg.	**10**	**8**	**2**	**0**
Jul-25	3	3	0	0
Aug-25	11	10	1	0
Sep-25	18	15	3	0
Oct-25	13	10	3	0
Nov-25	5	4	1	0
Dec-25	8	7	1	0
Jan-26	9	9	0	0
Feb-26	7	7	0	0
Mar-26	11	10	1	0
Apr-26	7	4	0	0
May-26	8	7	1	0
Jun-26	10	9	2	0
12 Mo. Avg.	9	8	1	0
12 Mo. Tota	110	95	13	0

Timeliness of follow-up encounters post psychiatric inpatient discharge Percent of appointments meeting the within 7 day standard - Goal is 95%				
	All Services	Adult Services	Children's Services	Foster Care
24/25 Avg.	**82%**	**83%**	**85%**	**#N/A**
Jul-25	100%	100%	100%	N/A
Aug-25	73%	70%	100%	N/A
Sep-25	83%	87%	64%	N/A
Oct-25	77%	70%	100%	N/A
Nov-25	100%	100%	100%	N/A
Dec-25	38%	43%	0%	N/A
Jan-26	100%	100%	100%	N/A
Feb-26	29%	29%	N/A	N/A
Mar-26	18%	20%	0%	N/A
Apr-26	57%	57%	0%	N/A
May-26	63%	57%	100%	N/A
Jun-26	90%	88%	100%	N/A
12 Mo. Avg.	69%	68%	69%	#DIV/0!

Graphs of "All Services"

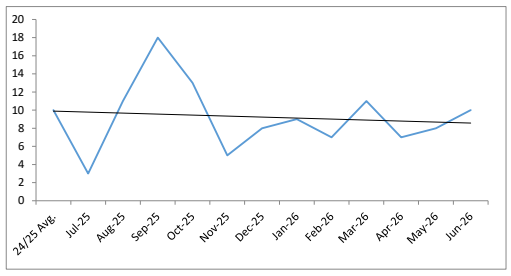

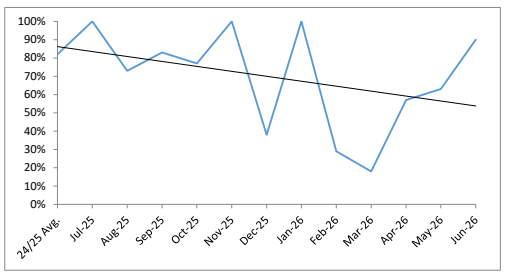

7.0

QI Work Plan 2.7

Psychiatric Inpatient Readmission rates within 7 days Total number of readmissions within 7 days of discharge				
	All Services	Adult Services	Children's Services	Foster Care
24/25 Avg.	**2**	**2**	**0**	**0**
Jul-25	0	0	0	n/a
Aug-25	1	1	0	0
Sep-25	2	2	0	0
Oct-25	2	2	0	0
Nov-25	0	0	0	0
Dec-25	1	1	0	0
Jan-26	0	0	0	0
Feb-26	0	0	0	0
Mar-26	1	1	0	0
Apr-26	2	2	0	n/a
May-26	2	2	0	0
Jun-26	2	1	1	0
12 Mo. Avg.	1	1	0	0
Total	13	12	1	0

Psychiatric Inpatient Readmission rates within 7 days Readmission Rate - Goal is 10% or less within 7 days				
	All Services	Adult Services	Children's Services	Foster Care
24/25 Avg.	**11%**	**12%**	**5%**	**0%**
Jul-25	0%	0%	0%	n/a
Aug-25	4%	4%	0%	n/a
Sep-25	7%	8%	0%	0%
Oct-25	8%	10%	0%	n/a
Nov-25	0%	0%	0%	n/a
Dec-25	4%	5%	0%	n/a
Jan-26	0%	0%	0%	n/a
Feb-26	0%	0%	0%	n/a
Mar-26	6%	6%	0%	n/a
Apr-26	10%	11%	0%	n/a
May-26	8%	9%	0%	n/a
Jun-26	6%	3%	20%	n/a
12 Mo. Avg.	4%	5%	2%	0%

Graphs of "All Services"

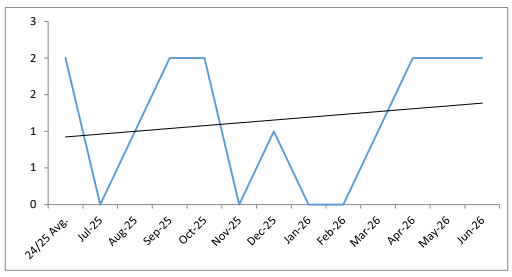

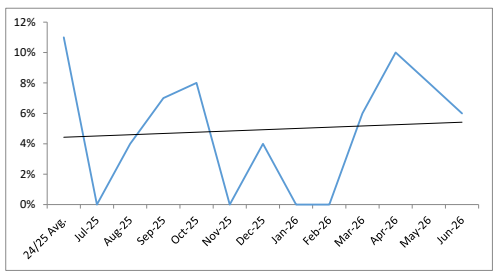

Psychiatric Inpatient Readmission rates within 8-30 days Total number of readmissions within 8-30 days				
	All Services	Adult Services	Children's Services	Foster Care
24/25 Avg.	**1**	**1**	**0**	**0**
Jul-25	1	1	0	N/A
Aug-25	2	2	0	0
Sep-25	4	4	0	0
Oct-25	1	1	0	0
Nov-25	1	1	0	0
Dec-25	1	1	0	0
Jan-26	1	1	0	0
Feb-26	0	0	0	0
Mar-26	0	0	0	0
Apr-26	0	0	0	0
May-26	1	1	0	0
Jun-26	0	0	0	0
12 Mo. Avg.	1	1	0	0
Total	12	12	0	0

Psychiatric Inpatient Readmission rates within 8-30 days Readmission Rate - Goal is 10% or less within 8-30 days				
	All Services	Adult Services	Children's Services	Foster Care
24/25 Avg.	**4%**	**4%**	**4%**	**0%**
Jul-25	5%	5%	0%	N/A
Aug-25	10%	11%	0%	N/A
Sep-25	15%	17%	0%	0
Oct-25	4%	5%	0%	N/A
Nov-25	8%	11%	0%	N/A
Dec-25	4%	5%	0%	N/A
Jan-26	8%	8%	0%	N/A
Feb-26	0%	0%	0%	N/A
Mar-26	0%	0%	0%	N/A
Apr-26	0%	0%	0%	N/A
May-26	4%	4%	0%	N/A
Jun-26	0%	0%	0%	N/A
12 Mo. Avg.	5%	6%	0%	0%

Graphs of "All Services"

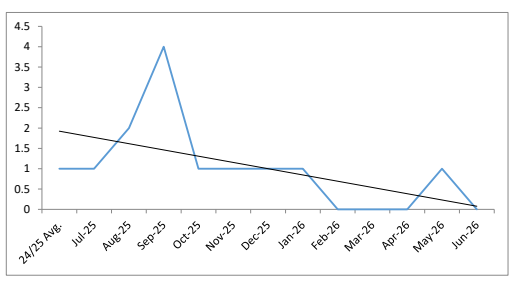

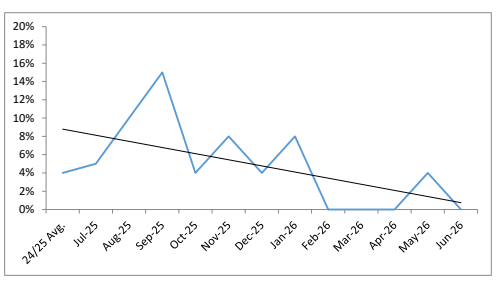

8.0

QI Work Plan 3.1

Average Psychiatric Patient No-Show Rates MHP Standard for Psychiatrists - No Higher than 10%				
	All Services	Adult Services	Children's Services	Foster Care
24/25 Avg.	**13%**	**12%**	**29%**	**0%**
Jul-25	0%	0%	0%	N/A
Aug-25	0%	0%	0%	0%
Sep-25	26%	27%	25%	0%
Oct-25	3%	4%	0%	N/A
Nov-25	7%	8%	0%	N/A
Dec-25	0%	0%	0%	N/A
Jan-26	6%	7%	0%	N/A
Feb-26	3%	5%	0%	0%
Mar-26	0%	0%	0%	N/A
Apr-26	0%	0%	0%	N/A
May-26	14%	17%	0%	0%
Jun-26	0%	0%	N/A	N/A
12 Mo. Avg.	5%	6%	2%	0%

Average Clinicians other than Psychiatrists Patient No-Show Rates MHP Standard for Clinicians other than Psychiatrists - No Higher than 10%				
	All Services	Adult Services	Children's Services	Foster Care
24/25 Avg.	**7%**	**8%**	**3%**	**0%**
Jul-25	0%	0%	0%	N/A
Aug-25	0%	0%	0%	0%
Sep-25	8%	9%	6%	0%
Oct-25	14%	11%	18%	N/A
Nov-25	9%	7%	11%	N/A
Dec-25	0%	0%	0%	N/A
Jan-26	11%	13%	9%	N/A
Feb-26	4%	5%	3%	N/A
Mar-26	1%	1%	0%	N/A
Apr-26	0%	0%	0%	N/A
May-26	0%	0%	0%	0%
Jun-26	1%	0%	5%	0%
12 Mo. Avg.	4%	4%	4%	0%
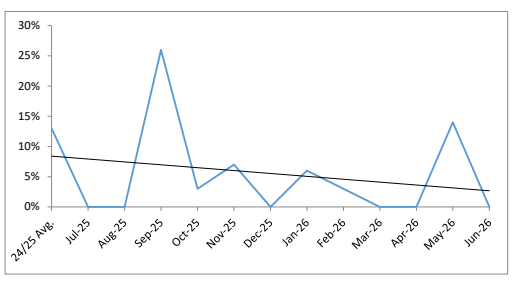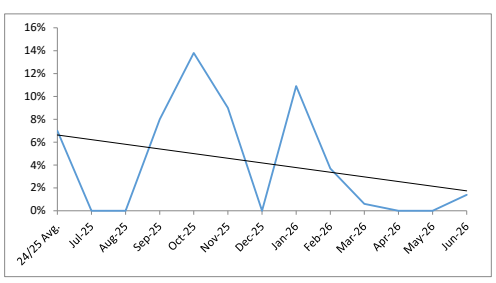
Graphs of "All Services"