MENDOCINO COUNTY BEHAVIORAL HEALTH ADVISORY BOARD

REGULAR MEETING

AGENDA

June 18, 2025
1:00 PM – 3:30 PM

Location: Conference Room 1, Behavioral Health & Recovery Services, 1120 S. Dora Street, Ukiah, CA 95482

Chairperson
Jo Bradley

Vice Chair
Mo Mulheren

Secretary/Treasurer
Jenniffer Estevo

BOS Supervisor
Mo Mulheren

MEMBERSHIP:

ANTHONY BAROZA, *25 YRS AND UNDER*
JO BRADLEY, *5TH DISTRICT*
MARK DONEGAN, *VETERAN*
JENNIFER ESTEVO, *2ND DISTRICT*
DENISE GORNY, *1ST DISTRICT*
PERRI KALLER, *3RD DISTRICT*
TIM BOSMA, *4TH DISTRICT*
MARTIN MARTINEZ, *5TH DISTRICT*
JEFF SHIPP, *3RD DISTRICT*
GINA DANNER, *LOCAL EDUCATION AGENCY*

OUR MISSION: *To be committed to consumers, their families, and the delivery of quality care with the goals of recovery, human dignity, and the opportunity for individuals to meet their full potential."*

	Agenda Item / Description	Action
1. **3 minutes**	**Call to Order, Roll Call, Quorum Notice, & Approve Agenda:** *Review and Possible Action.*	Board Action:
2. **10 minutes (Maximum)**	**Public Comments:** *Members of the public wishing to comment on the BHAB will be recognized now. Any additional comments can be provided through email to bhboard@mendocinocounty.gov*	Board Action:
3. **5 minutes**	**Approval of Minutes from the May 28, 2025, BHAB Regular Meeting:** *Review and Possible Action.*	Board Action:
4. **20 minutes**	**Board & Committee Reports:** *Discussion and Possible Action* A. Chair – *Jo Bradley* - Measure B - Presentation of Plaque of Appreciation for Lois Lockart B. Vice Chair – *Mo Mulheren* C. Secretary/Treasurer – *Jenniffer Estevo* D. Appreciation Committee – *Member Martinez*	Board Action:

5. **15 minutes**	**Mendocino County Youth Project Report –** *Amanda Archer/Designee* A. Services Update	Board Action:
6. **15 minutes**	**Redwood Community Services Report –** *Victoria Kelly/Designee* A. Services Update	Board Action:
7. **15 minutes**	**Tapestry Report –** *Kendra Palma/Designee* A. Services Update	Board Action:
8. **15 minutes**	**Mendocino County Hospitality Center Report –** *Paul Davis/Designee* A. Services Update	Board Action:
9. **15 minutes**	**Anchor Health Management Report –** *Anchor Health Management Inc.* A. Services Update	Board Action:
10. **15 minutes**	**Mendocino County Mental Health Report –** *Karen Lovato, Deputy Director – BHRS Operations* A. Program Highlights & Updates	Board Action:
11. **35 minutes**	**Mendocino County Report –** *Jenine Miller, Director of Health Services* A. Director Report Questions B. Federal Updates C. Legislative Updates D. PHF Updates	Board Action:
12. **3 minutes**	**Member Comments:**	Board Action:
13. **2 minutes**	**Adjournment:**	Board Action:

AMERICANS WITH DISABLITIES ACT (ADA) COMPLIANCE

The Mendocino County Behavioral Health Advisory Board complies with ADA requirements and upon request will attempt to reasonably accommodate individuals with disabilities by making meeting material available in appropriate alternative formats (pursuant to Government Code Section 54953.2). Anyone requiring reasonable accommodations to participate in the meeting should contact the Mendocino County Behavioral Health Administrative Office by calling (707) 472-2355 at least five days prior to the meeting.

BHAB CONTACT INFORMATION:

PHONE: (707) 472-2355 | FAX: (707) 472-2788

EMAIL THE BOARD: bhboard@mendocinocounty.gov **| WEBSITE:** www.mendocinocounty.gov/bhab

MENDOCINO COUNTY BEHAVIORAL HEALTH ADVISORY BOARD

REGULAR MEETING

MINUTES

May 28, 2025
1:00 PM – 3:00 PM

Location: Preston Hall, Mendocino Presbyterian Church,
44831 Main Street, Mendocino, CA

Chairperson
Jo Bradley

Vice Chair
Mo Mulheren

Secretary/Treasurer
Jenniffer Estevo

BOS Supervisor
Mo Mulheren

MEMBERSHIP:

ANTHONY BAROZA, *25 YRS AND UNDER*
JO BRADLEY, *5TH DISTRICT*
MARK DONEGAN, *VETERAN*
JENNIFER ESTEVO, *2ND DISTRICT*
DENISE GORNY, *1ST DISTRICT*
PERRI KALLER, *3RD DISTRICT*
TIM BOSMA, *4TH DISTRICT*
MARTIN MARTINEZ, *5TH DISTRICT*
JEFF SHIPP, *3RD DISTRICT*
GINA DANNER, *LOCAL EDUCATION AGENCY*

OUR MISSION: *To be committed to consumers, their families, and the delivery of quality care with the goals of recovery, human dignity, and the opportunity for individuals to meet their full potential."*

	Agenda Item / Description	Action
1. **3 minutes**	**Call to Order, Roll Call, Quorum Notice, & Approve Agenda:** *Review and Possible Action.* • Chair Bradley called the meeting to order at 1:11 pm • Members present: Member Baroza, Member Bosma, Chair Bradley, Member Donegan, Member Estevo, Member Martinez, and Member Mulheren • Members excused: Member Danner, Member Gorny, Member Shipp • Members not present: Member Kaller • Director Jenine Miller was present • Supervisor Norvell was present • Motion made by Member Bosma, seconded by Member Baroza to approve the Agenda. Motion was voted on and approved unanimously.	Board Action: Approved
2. **10 minutes (Maximum)**	**Public Comments:** *Members of the public wishing to comment on the BHAB will be recognized now. Any additional comments can be provided through email to bhboard@mendocinocounty.gov*	Board Action: None

	Victoria Kelly, *Redwood Community Services* • Gave a brief update on activities at RCS, highlighting practice trainings. Serenity House play was performed to illustrate for the community the type of care available through RCS. Tim Schraeder, *Anchor Health* • Spoke about Anchor Health's Medication & Psychiatric Support. • 923 people served in the county, including 541 in Ukiah. • 144 people in whole-person care. • Their Mental Health Center is planning for a ribbon cutting on July 23, 2025, with potential placements as early as August 4, 2025. Brian Erickson, *Tapestry* • Tapestry is offering Parent/Child interactive training. • They are expanding in Ukiah, Willits, and Laytonville. • Will be opening a new office soon near the RCS office. • Tapestry is modifying group services to include lots of varied activities, including gardening and martial arts. Amanda Archer, *Mendocino County Youth Project* • MCYP provides respite care and crisis management. • Gave an example of a minor without an adequate living situation who was helped by MCYP to keep him housed and supported. Expressed how it will be useful to partner with other organizations/providers to help this individual and those like him. • MCYP offers domestic abuse support, including coordination with mediators and legal counsel.	
3. **5 minutes**	**Approval of Minutes from the April 23, 2025, BHAB Regular Meeting:** *Review and Possible Action.* • Motion made by Member Baroza, seconded by Member Estevo to approve April 23, 2025 Minutes with changes to members present and removing Member Miller from members present and removing repeat word Member Member under the motion to approve the agenda. Motion was voted on and approved unanimously.	Board Action: Approved
4. **15 minutes**	**Board & Committee Reports:** *Discussion and Possible Action* *A.* Chair – *Jo Bradley* • Chair Bradley reminded everyone of the importance of limiting public discussion to 3 minutes each. A countdown timer will be used at future meetings. - Measure B Update • Discussion regarding the items on the Measure B meeting agenda. Motion made by Member Bosma, seconded by Member Estevo for Chair Bradly to vote in support of the RFP for Substance Misuse Services, with the recommendation that we prioritize services outside the Ukiah area. Motion was voted on and approved unanimously. • Presentation of Plaque of Appreciation to Flinda Behringer *B.* Vice Chair – *Mo Mulheren* • None *C.* Secretary/Treasurer – *Jenniffer Estevo*	Board Action: Approved

	• None *D.* Appreciation Committee – *Member Martinez* • None	
5. **15 minutes**	**Ukiah Recovery Center / Ford Street Project –** *Jacque Williams, Executive Director* A. Program Highlights & Update • Jacque Williams played a video that highlighted the services provided by Ford Street. She spoke about their focus on ways to expand their services in the most effective ways. • Previously had 6 detox beds; now serving 10-12 people/day. • Currently building a 24 bed Sober Living facility which has a benefit of being close to the hospital. Funding was provided from several sources, including Northern Circle and the state of CA. • Entire facility expected to be finished by August 1, 2025. • Member Martinez added that Native Ceremonies will be offered as one of the services. He expressed that more services for youth should focus on prevention of substance abuse, and that more facilities need to be available to youths for rehabilitation.	Board Action: None
7. **15 minutes**	**Mendocino County Substance Use Disorders Treatment –** *Jenine Miller, Director of Health Services* A. Program Highlights & Updates • Member Miller gave an overview of the substance use services provided by the county. • The Opioid Task Force determined that there is a high meth overdose rate (which is underestimated among users) as well as a high incidence of overdoses that occur with multiple drugs concurrently. • Mendocino County SUDT serves 150-200 individuals/month. • Proposition 36 is moving forward, getting referrals on a weekly basis. • Random drug testing is done. • Free translation services are offered including sign language and Spanish. • No current waiting list for services. • Narcan is available in multiple places including the courthouse, the Sheriff's Department, the library, and county offices.	
7. **45 minutes**	**Mendocino County Report –** *Jenine Miller, Director of Health Services* A. Director Report Questions • Director Miller reviewed the report and asked if there were any questions. B. Federal Updates • Director Member discussed some proposed federal changes that could impact Behavioral Health. Some of the changes could be cuts to Medicaid/Medi-Cal. Approximately 46% of individuals living in Mendocino County are on Medi-Cal. There are discussions about moving to a Block Grant system	

	which would cap Federal reimbursements. Cuts could reduce the numbers of clients who would qualify for MediCal. • The possible changes of UIS (Unsatisfactory Immigration Status) could create more indigent populations needing care. • staffing. C. Legislative Updates • Director Member discussed some legislative bills regarding language change on serious mental illness definition. D. County Behavioral Health Contracts • Director Member asked if anyone had questions regarding the contracts discussed at the last minute. Mendocino County Health Care Collaborative • Director Member introduce the Mendocino County Health Care Collaborative. • Miranda Ramos spoke about the need for coordination between mental health providers (approximately 25 organizations in the county including hospitals, clinics, treatment centers and Public Health) to provide comprehensive service to clients/patients for the best care. Collaboration between the available resources in the coalition will allow sharing of information in a secure way so resources can be used effectively and efficiently. • On June 24, 2025 a presentation will be made to the BOS.	
8. **3 Minutes**	**Member Comments:** • Member Bosma mentioned that there will be a BHAB Special Meeting for Strategic Planning on Monday, June 23 from 10 AM to 2 PM at Harvest Market, 171 Boatyard Dr., Fort Bragg, CA. • Chair Bradley requested that a list of Board members' emails and phone numbers be available to the members at the next meeting on June 18, 2025.	Board Action: None
9. **2 minutes**	**Adjournment:** 12:00 pm Motion to adjourn made by Member Martinez, seconded by Member Donegan, approved unanimously.	Board Action: Approved

AMERICANS WITH DISABLITIES ACT (ADA) COMPLIANCE

The Mendocino County Behavioral Health Advisory Board complies with ADA requirements and upon request will attempt to reasonably accommodate individuals with disabilities by making meeting material available in appropriate alternative formats (pursuant to Government Code Section 54953.2). Anyone requiring reasonable accommodations to participate in the meeting should contact the Mendocino County Behavioral Health Administrative Office by calling (707) 472-2355 at least five days prior to the meeting.

BHAB CONTACT INFORMATION:

PHONE: (707) 472-2355 | FAX: (707) 472-2788

EMAIL THE BOARD: bhboard@mendocinocounty.gov | **WEBSITE:** www.mendocinocounty.gov/bhab

Mendocino County Behavioral Health and Recovery Services
Behavioral Health Advisory Board General Ledger
FY 24/25
6/3/2025

ORG	OBJ	ACCOUNT DESCRIPTION	YR/PER/JNL	EFF DATE	AMOUNT	INVOICE #	CHECK #	VENDOR NAME	COMMENT
MHB	862080	FOOD	2025/02/001268	08/29/2024	69.57		4398354	SAFEWAY	ACCT# 85006
MHB	862080	FOOD	2025/03/001159	09/26/2024	85.97		4399788	SAFEWAY	ACCT# 85006
MHB	862080	FOOD	2025/04/001406	10/31/2024	61.96		4401516	SAFEWAY	ACCT# 85006
MHB	862080	FOOD	2025/06/000935	12/19/2024	101.70		4403812	SAFEWAY	ACCT# 85006
		FOOD Total			**$319.20**				
MHB	862150	MEMBERSHIPS	2025/08/000914	02/27/2025	700.00	MCMH10/15/24 BHBDUES	4407421	CALBHB/C	CAL BHB/C MEMBERSHIP DUES FY 2
		MEMBERSHIPS TOTAL			**$700.00**				
MHB	862170	OFFICE EXPENSE	2025/04/000981	10/08/2024	35.78				Amazon.com Z81VW3EY2 - Purchas
MHB	862170	OFFICE EXPENSE	2025/05/000893	11/08/2024	62.29				WALMART.COM 8009256278 - Purch
		OFFICE EXPENSE Total			**$98.07**				
MHB	862190	PUBL & LEGAL NOTICES							
		PUBL & LEGAL NOTICES Total			**$0.00**				
MHB	862210	RNTS & LEASES BLD GRD	2025/04/001395	10/30/2024	45.00				BHAB 10.23.24 INV 24.25-020
MHB	862210	RNTS & LEASES BLD GRD	2025/08/000123	02/05/2025	45.00				BHAB MTG 12.18.24 INV24.25-026
MHB	862210	RNTS & LEASES BLD GRD	2025/08/001038	02/27/2025	45.00				BHAB MTG 2.26.25 INV 24.25-024
MHB	862210	RNTS & LEASES BLD GRD	2025/11/001004	05/22/2025	50.00			MENDO PRESBYTERIAN	FY 24/25 05/28/2025 ADVISORY B
		RNTS & LEASES BLD GRD Total			**$185.00**				
MHB	862250	TRNSPRTATION & TRAVEL	2025/03/000586	09/12/2024	80.40		4398916	MARTINEZ MARTIN D	08/28/2024 IN CO MIL BHAB MTG
MHB	862250	TRNSPRTATION & TRAVEL	2025/03/000887	09/19/2024	69.01		4399311	GORNY DENISE	08/28/2024 IN CO MIL
MHB	862250	TRNSPRTATION & TRAVEL	2025/04/001174	10/24/2024	87.10		4401035	MARTINEZ MARTIN D	09/25/2024 IN CO MIL BHAB MTG
		TRNSPRTATION & TRAVEL Total			**$236.51**				
		TRAVEL & TRSP OUT OF COUNTY Total			**$0.00**				
		Grand Total			**$1,538.78**				

Summary of Budget for FY 24/25

OBJ	ACCOUNT DESCRIPTION	Budget Amount	YTD Exp	Remaining Budget
862080	Food	1,000.00	319.20	680.80
862150	Memberships	700.00	700.00	0.00
862170	Office Expense	500.00	98.07	401.93
862190	Publ & Legal Notices	0.00	0.00	0.00
862210	Rents & Leases Bld	360.00	185.00	175.00
862250	In County Travel	3,000.00	236.51	2,763.49
862253	Out of County Travel	2,000.00	0.00	2,000.00
	Total Budget	$7,560.00	$1,538.78	$6,021.22

Behavioral Health and Recovery Services
Mental Health FY 2024-2025
Budget Summary
Year-to-Date as of June 3, 2025, 2025

	Program	FY 24-25 Approved Budget	Expenditures						Revenue					Total Net Cost
			Salaries & Benefits	Services & Supplies	Other Charges	Fixed Assets	Operating Transfers	Total Expenditures	2011 Realignment	1991 Realignment	Medi-Cal FFP	Other	Total Revenue	
1	Mental Health (Overhead)	(7,220,987)	-	587,311	14,755,655	-	-	15,342,966	-	(21,532)	(12,404,396)	(7,591,054)	(20,016,982)	(4,674,016)
2	Administration - MHAD75	1,042,476	661,569	89,127	-	-	-	750,696	-	-	-	(36,088)	(36,088)	714,607
4	MHARPA	-	7,627	5,608	-	-	-	13,235	-	-	-	(1,822)	(1,822)	11,413
5	CalWORKs - MHAS32	-	892	-	-	-	-	892	-	-	-	(309)	(309)	583
6	Mobile Outreach Program - MHAS33	-	3,018	103	-	-	-	3,121	-	-	-	-	-	3,121
7	Adult Services - MHAS75	12,200	55,301	3,316	-	-	-	58,617	-	-	-	(605)	(605)	58,012
8	Path Grant - MHAS91	-	-	36,651	-	-	-	36,651	-	-	-	(14,301)	(14,301)	22,350
9	SAMHSA Grant - MHAS92	-	-	147,022	-	-	-	147,022	-	-	-	(89,558)	(89,558)	57,464
10	Mental Health Board - MHB	7,560	-	1,539	-	-	-	1,539	-	-	-	-	-	1,539
11	CCMU -BCHIP - MHBCMU	-	75,720	79,868	-	77,286	-	232,874	-	-	-	(287,120)	(287,120)	(54,246)
12	Business Services - MHBS75	931,860	865,941	86,881	-	-	-	952,822	-	-	-	(15,403)	(15,403)	937,419
13	MHCALA - Cal-Aim	-	-	-	-	-	-	-	-	-	-	-	-	-
14	CCMU Grant - CCRRSAA Funds	-	307,167	-	-	-	-	307,167	-	-	-	-	-	307,167
15	MH Grant (Other)	-	65,073	6,828	-	-	-	71,902	-	-	-	-	-	71,902
16	AB109 - MHMS70	(21,989)	112,096	92	-	-	-	112,188	-	-	-	(101,687)	(101,687)	10,501
17	Conservatorship - MHMS75	2,537,033	112,680	51,936	3,133,772	-	-	3,298,387	-	-	-	(140,309)	(140,309)	3,158,078
18	Public Conservator Office - MHPC75	253,545	243,460	23,961	3,152	-	-	270,573	-	-	-	(1,908)	(1,908)	268,665
19	QA/QI - MHQA99	2,458,302	570,666	1,045,659	-	-	-	1,616,325	-	-	-	-	-	1,616,325
a	Total YTD Expenditures & Revenue	-	3,081,209	2,165,902	17,892,578	77,286	-	23,216,975	-	(21,532)	(12,404,396)	(8,280,165)	(20,706,093)	2,510,882
b	FY 2024-2025 Adjusted Budget	-	5,217,919	5,523,496	23,577,144	-	3,970,135	38,288,694	-	-	(17,824,736)	(20,463,958)	(38,288,694)	-
c	Variance	-	2,136,710	3,357,594	5,684,566	(77,286)	3,970,135	15,071,719	-	21,532	(5,420,340)	(12,183,793)	(17,582,601)	(2,510,882)

Behavioral Health and Recovery Services
Substance Use Disorder Treatment (SUDT) FY 2024-2025
Budget Summary
Year-to-Date as of June 3, 2025

	Program	FY 24-25 Approved Budget	Expenditures						Revenue					Total Net Cost
			Salaries & Benefits	Services and Supplies	Other Charges	Fixed Assets	Operating Transfers	Total Expenditures	SABG AND FDMC	2011 Realignment	Medi-Cal FFP	Other	Total Revenue	
1	SUDT Overhead	(2,816,730)		68,096	1,724,484			1,792,580	(11,111,926)	-	(271,722)	(311,966)	(11,695,614)	(9,903,034)
2	County Wide Services - SU0035	1,350,760		22,211				22,211				-	-	22,211
4	Ukiah Adult Treatment Services - SU0100	101,199	257,665	40,815				298,480				(97,206)	(97,206)	201,274
5	Drug Court Services - SU0105	22,406	63,536	37				63,572	-			(38,252)	(38,252)	25,321
6	Women in Need of Drug Free Opportunities - SU0125	62,035	46,037	3,005				49,042	-			(21,841)	(21,841)	27,201
7	Family Drug Court - SU0127	-	203,786	2,067				205,853				(57,784)	(57,784)	148,068
8	Friday Night Live - SU0158	4,229	6,087	3,422				9,509					-	9,509
9	Willits Adult Services - SU0200	(97,309)	99,566	5,128				104,694				(31,555)	(31,555)	73,139
10	Fort Bragg Adult Services - SU0300	211,861	192,329	20,739				213,068				(2,552)	(2,552)	210,516
11	SU0MIP	-	44,264	33,766				78,030				(144,725)	(144,725)	(66,695)
11	Administration - SUADMN	1,294,938	436,303	184,641				620,945				(16,070)	(16,070)	604,875
12	Adolescent Services - SUADOL	(33,500)	133,717	1,908				135,625	(109,762)			(5,812)	(115,574)	20,051
13	SABG ARPA - SUARPA	-	37,372	21,774				59,146				(36,707)	(36,707)	22,439
14	COSSAAP - SUCOSP	-	55,458	9,954				65,412				(83,943)	(83,943)	(18,531)
15	SUGRNT	-	67,008	138,260				205,268				(153,515)	(153,515)	51,753
16	Prevention Services - SUPREV	(99,889)	105,004	4,181				109,185	(87,622)			-	(87,622)	21,563
a	tal YTD Expenditures & Revenue	-	1,748,131	560,004	1,724,484	-	-	4,032,618	(11,309,310)	-	(271,722)	(1,001,927)	(12,582,959)	(8,550,341)
b	FY 2024-2025 Adjusted Budget	-	2,633,262	12,626,691	-	-	-	15,259,953	(1,765,156)	(71,360)	(478,768)	(12,944,669)	(15,259,953)	-
c	Variance	-	885,131	12,066,687	(1,724,484)	-	-	11,227,335	9,544,154	(71,360)	(207,046)	(11,942,742)	(2,676,994)	8,550,341

Behavorial Health and Recovery Services
Mental Health Services Act (MHSA) FY 2024-2025
Budget Summary
Year-to-Date as of June 3, 2025

	Program	FY 24-25 Approved Budget	Expenditures						Revenue				Total Net Cost
			Salaries & Benefits	Services & Supplies	Other Charges	Fixed Assets	Operating Transfers	Total Expenditures	Revenue Prop 63	Medi-Cal FFP	Other-Revenue	Total Revenue	
1	**Community Services & Support**	(261,848)	631,586	401,379	10,067,209	370,000	5,181	**11,475,354**	(6,068,329)	(6,439,074)	(93,798)	**(12,601,201)**	**(1,125,847)**
2	**Prevention & Early Intervention**	1,302,360	254,150	189,009	-	-	12,229	**455,388**	(1,489,899)		(18,997)	**(1,508,896)**	**(1,053,508)**
3	**Innovation**	366,783	43,430	6,478	-	47,300	-	**97,208**	(397,803)		(5,937)	**(403,739)**	**(306,531)**
4	**Workforce Education & Training**	-	-		-	-	-	**-**	**-**		-	**-**	**-**
5	**Capital Facilities & Tech Needs**	-	-	-	-	-	-	**-**	**-**		-	**-**	**-**
a	**Total YTD Expenditures & Revenue**	**1,407,295**	929,166	596,866	10,067,209	417,300	17,409	**12,027,950**	**(7,956,031)**	**(6,439,074)**	**(118,731)**	**(14,513,836)**	**(2,485,886)**
b	**FY 2024-2025 Adjusted Budget**	**-**	1,722,283	2,961,717	6,913,006	-	980,907	**12,577,913**	**(7,096,483)**	**-**	**(5,481,430)**	**(12,577,913)**	**-**
c	**Variance**	-	793,117	2,364,851	(3,154,203)	(417,300)	963,498	**549,963**	**859,548**	**6,439,074**	**(5,362,699)**	**1,935,923**	**2,485,886**

* **Prudent Reserve Balance** **1,018,338**

* WIC Section 5847 (a)(7) - Establishment & maintenance of a prudent reserve to ensure the county continues to be able to serve during years in which revenues for the Mental Health Services Fund are below recent averages adjusted by changes in the state population and the California Consumer Price Index

- **Board of Supervisors:**

Recently passed items or presentations:

Mental Health:

- Adoption of Resolution Authorizing the Auditor Controller Treasurer Tax Collector or Designee to Process and Pay for Outstanding Invoices, Totaling the Amount of $40,711.10, From Various Psychiatric Hospitals, Clinics and Physician Offices for Mandated Services Provided to Qualified Mendocino County Mental Health Clients.
- Adoption of Resolution Authorizing the Auditor Controller Treasurer Tax Collector or Designee to Process and Pay for Outstanding Invoices, Totaling the Amount of $19,353.45, From Various Psychiatric Hospitals, Clinics and Physician Offices for Mandated Services Provided to Qualified Mendocino County Mental Health Clients.
- Approval of the 2025-26 Annual Update to the 2023-26 Mental Health Services Act Three-Year Program and Expenditure Plan; and Authorization for the Health Services Director to Sign and Submit the Plan to the Department of Health Care Services.
- Approval of Agreement with Canyon Manor in the Amount of $330,000 to Provide Residential Care to Mendocino County Lanterman-Petris-Short Clients, for the Period of July 1, 2025, through June 30, 2026.
- Approval of Agreement with Ford Street Project in the Amount of $60,000 to Support Implementation of the Sober Living Infrastructure, Effective Upon Execution through June 30th, 2025.
- Approval of Agreement with Mendocino Coast Hospitality Center in the Amount of $63,430, to Provide Direct Services and Supportive Care Management Services to Residents with Severe Mental Illness in the Homeless Shelter and Transitional Housing Apartments in Fort Bragg, Effective July 1, 2025, through June 30, 2026.
- Approval of Agreement with Redwood Community Crisis Center ("RC3") in the Amount of $360,000 per Year for 4 Years for a Total of $1,440,000 to Provide and Monitor Crisis Assessment and Psychiatric Hospitalization Aftercare to Individuals Within the Boundaries of Mendocino County Not Eligible for County Medi-Cal Crisis Assessment or Aftercare Services Due to Having Private Pay and/or Medicaid Insurance, Effective July 1, 2025 through June 30, 2029.
- Approval of Agreement with Redwood Community Services, Inc. DBA Redwood Community Crisis Center in the Amount of $100,607 to Provide 24/7 Emergency Crisis Services, Outreach, and Engagement to Children, Youth, and Young Adults in Mendocino County, Effective July 1, 2025, through June 30, 2026.
- Approval of Agreement with The SmithWaters Group in the Amount of $57,600, to Provide Patients' Rights Advocacy Services to Mendocino County Behavioral Health and Recovery Services Beneficiaries, Effective July 1, 2025, through June 30, 2026.
- Approval of Agreement with XPIO Group Health, LLC. in the Amount of $75,000, to Provide Ongoing Avatar Support and Technical Assistance, Effective July 1, 2025, through June 30, 2026.
- Approval of Agreement (First Amendment to Agreement MH-24-015) with XPIO Group Health, LLC. in the Amount of $16,000 for a New Agreement Total of

$66,000, to Provide ongoing Avatar Support and Technical Assistance, Effective July 1, 2024, through June 30, 2025.

- Approval of Amendment to BOS Agreement No. 24-028 with Humboldt State University Sponsored Programs Foundation in the Amount of $0 for an Agreement Total of $145,360, for the Behavioral Health Mentored Internship Program, Effective January 1, 2024, to December 31, 2024.
- Approval of Amendment to BOS Agreement No. 24-171 with Redwood Community Services, Inc. for an Increase in the Amount of $1,094,439 for a New Total Amount of $10,772,760 to Provide Specialty Mental Health Services to Eligible Medi-Cal Beneficiaries of Mendocino County, Effective October 1, 2024, through June 30, 2025.
- Approval of Amendment to BOS Agreement No. 24-092 with Redwood Community Services in the Amount $40,000 for a New Agreement Total of $399,000 to Provide Housing and Case Management for Specialty Mental Health Services Clients, Including Services Required to Meet the County's Obligation to Provide Specialty Mental Health Services under the Assisted Outpatient Treatment Demonstration Project Act and the Lanterman-Petris-Short Act, Effective July 1, 2024, through June 30, 2025.

Public Health:

- Approval of Agreement with Partnership HealthPlan of California, a Per Member Per Month Fee for Service Revenue Agreement, for the Enhanced Care Management (ECM) Program, Effective Upon Signature, with Automatic Yearly Renewals Until Either Party Terminates the Agreement.

- Substance Use Disorders Treatment:
  - None

Future BOS items or presentations:

- Mental Health:
  - Specialty Mental Health Presentation, June 24, 2025

- Substance Use Disorders Treatment:
  - None

- **Staffing Updates:**

- New Hires:
  - Mental Health: 0
  - Substance Use Disorder Treatment: 0
- Promotions:
  - Mental Health: 0
  - Substance Use Disorder Treatment: 0
- Transfers:
  - Mental Health: 0
  - Substance Use Disorder Treatment: 0
- Departures:
  - Mental Health: 0
  - Substance Use Disorder Treatment: 0

- Percent of Vacancies in Mental Health and Substance Use Disorder Treatment:
    - Mental Health/Mental Health Services Act: 22%
    - Substance Use Disorder Treatment: 15%

Audits/Site Reviews: May 2025

- No audit or site reviews in May 2025

Grievances/Appeals:

May 2025

- MHP Grievances: 0 (received in May)
- Pending: 0
- Resolved: 0
- SUDT Grievances: 0
- MHSA Issue Resolutions: 0
- Second Opinions: 0
- Change of Provider Requests: 0
- Pending: 0
- Resolved: 0
- Provider Appeals: 0
- Consumer Appeals: 0

Meetings of Interest:

- The MHSA Forum/QIC was rescheduled to Wednesday June 25th. The Forum will be held at the Mendocino Coast Hospitality Center at 101 N. Franklin Street at 1:30 pm, and online via Teams.

Grant Opportunities:

- BHRS Grants - The department received notice that, unfortunately, our Building the Healthcare Workforce funding was not selected for funding. We have scheduled a meeting with the funder to discuss ways to improve future applications. Additionally, the department is applying for a Prop 47 Cohort Grant. Working with the Sheriff's Department and Social Services, we are requesting funds to support the Community, Outreach, Response, and Engagement (CORE) program, which is due on June 23, 2025.

Significant Projects/Brief Status:

Assisted Outpatient Treatment (AOT): AB 1421/Laura's Law May 2025 Data:

Melinda Driggers, AOT Coordinator, is accepting and triaging referrals:

- Referrals to date (duplicated): 169
- 24/25 Total Referrals: 6
- Total that did not meet AOT criteria: 121
- Currently in Investigation/Screening/referral: 3
- Unable to locate/Connect: 0
- Pending Assessment to file Petition: 0
- Settlement Agreement/Full AOT FY 24/25: 3

Notes: There are going to be discrepancies with the number of clients referred and clients that did not meet the criteria. Just because someone was not ordered into AOT does not mean they did not meet the criteria. There are times when the County files a petition and the client does not show up to court, a higher level of care is needed, the client chose to participate in BHC instead, they were incarcerated, the client left the area, etc.

Most of the referrals AOT receives are from service providers which means the client is already connected to services. When the county AOT Coordinator can contact a client, she assists in connecting them with services they are interested in.

Unable to locate/connect with the client: - even if unable to contact the client the AOT Coordinator does a record review and notifies mobile crisis, mobile outreach, crisis, and the jail discharge planner letting them know we have a referral and need to touch-base with the client. If it looks like the client likely meets the criteria, the AOT Coordinator will put together an investigation report and send it for an assessment just in case they do have contact with the client.

Dual Response Mobile Crisis Response May 2025 Data:

- Total calls: 60
- Unduplicated clients: 43
- Calls resulting in 5150: 2
- Year to date 24/25: 765 total calls; 496 unduplicated client; 49 calls resulting in 5150

- **Educational Opportunities:**
  - The MHSA Forum/QIC was rescheduled to Wednesday June 25th. The Forum will be held at the Mendocino Coast Hospitality Center at 101 N. Franklin Street at 1:30 pm, and online via Teams.

- **Mental Health Services Act (MHSA):**
  - Willow Terrace & Orr Creek Commons 2. Units are operating well, support activities via Innovation and Mobile Teams, in addition to SMH services. Current vacancies taking applications via SMH providers.

- **Lanterman Petris Short Conservatorships (LPS):**

Number of individuals on LPS Conservatorships in May 2025:

- Total: 64
- In County: 19
- Out of County: 45
- In: 3, Out: 0

- **Substance Use Disorders Treatment Services:**

Number of Substance Use Disorders Treatment Clients Served in April 2025:

- Total number of clients served: 95
- Total number of services provided: 457
- Fort Bragg: 17 clients served for a total of 71 services provided
- Ukiah: 60 clients served for a total of 388 services provided
- Willits: 16 clients served for a total of 60 services provided

Number of Substance Use Disorder Clients Completion Status:

- Completed Treatment/Recovery: 3
- Left Before Completion: 7
- Lost Contact/Service Unavailable: 7
- Discharged to Rehab Facility: 2
- Other: 2

- **New Contracts:**
  - None.

- **Capital Facilities Projects:**
  - **Willow Terrace Project and Orr Creek Commons Phase 2:**

    Units are operating well, support activities via Innovation and Mobile Teams, in addition to SMH services. Current vacancies taking applications via SMH providers.

  - **CRT: Phoenix House:**
    May 2025:
    - 9 unduplicated clients; 5 admissions, 3 discharges
    - Total bed days: 211
    - 2 open beds at time of report
    - Success: One client discharged back to their home. One client reconnected back with family. One current client was successfully able to reengage in a community resource from which he had previously been barred.

  - **PHF: Psychiatric Facility:**
    6/10/2025:
    - Construction continues on the building's interior, exterior, and site finishes, including sprinkler rough-in, insulation, windows, drywall, roof panels, exterior door frames, stucco, and grading and flatwork on Whitmore and State Street.

Timeliness Charts and Graphs

1.

QI Work Plan 2.1

Length of Time from Initial Request to first offered Appt. - Mean BPSA - MHP Standard or Goal - 10 Business Days - 90%				
	All Services	Adult Services	Children's Services	Foster Care
23/24 Avg.	6	5	7	7
May-24	5	5	6	6
Jun-24	6	4	7	N/A
Jul-24	5	5	6	2
Aug-24	5	5	6	1
Sep-24	9	6	10	0
Oct-24	5	5	5	N/A
Nov-24	5	4	5	2
Dec-24	6	5	7	3
Jan-25	9	7	11	10
Feb-25	3	4	3	N/A
Mar-25	4	5	4	7
Apr-25	4	4	4	2
12 Mo. Avg.	6	5	6	4

Length of Time from Initial Request to first offered Appt. - Median BPSA - MHP Standard or Goal - 10 Business Days - 90%				
	All Services	Adult Services	Children's Services	Foster Care
23/24 Avg.	4	3	5	7
May-24	4	4	5	6
Jun-24	4	4	4	N/A
Jul-24	4	4	4	2
Aug-24	5	4	5	1
Sep-24	5	5	6	0
Oct-24	4	5	4	N/A
Nov-24	5	5	5	2
Dec-24	5	5	6	3
Jan-25	8	5	9	10
Feb-25	2	2	2	N/A
Mar-25	3	2	3	9
Apr-25	3	3	2	2
12 Mo. Avg.	4	4	5	4

Length of Time from Initial Request to first offered Appt. BPSA - MHP Standard or Goal - 10 Business Days - 90%				
	All Services	Adult Services	Children's Services	Foster Care
23/24 Avg.	89%	91%	87%	87%
May-24	93%	89%	96%	100%
Jun-24	92%	96%	89%	N/A
Jul-24	92%	97%	86%	100%
Aug-24	93%	97%	84%	100%
Sep-24	77%	89%	73%	0%
Oct-24	97%	100%	96%	N/A
Nov-24	100%	100%	100%	100%
Dec-24	92%	98%	85%	100%
Jan-25	66%	76%	58%	100%
Feb-25	95%	94%	98%	N/A
Mar-25	95%	94%	97%	100%
Apr-25	96%	97%	95%	100%
12 Mo. Avg.	91%	94%	88%	89%

Graphs of "All Services"

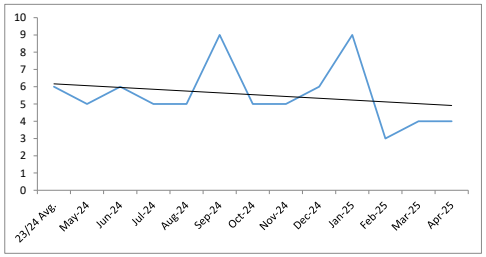

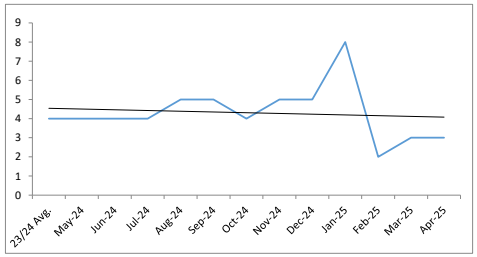

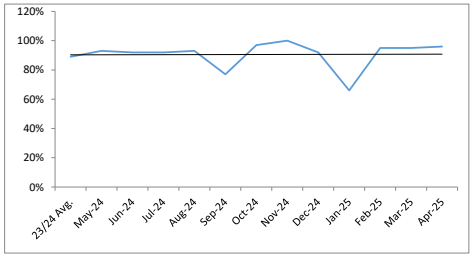

2.

QI Work Plan 2.2

Length of Time from Initial Request to first kept Appt. - Mean MHP Standard or Goal - 10 Business Days - 90%				
	All Services	Adult Services	Children's Services	Foster Care
23/24 Avg.	6	5	7	9
May-24	6	7	6	7
Jun-24	5	4	6	N/A
Jul-24	6	5	6	5
Aug-24	6	6	7	1
Sep-24	9	9	10	0
Oct-24	7	7	7	N/A
Nov-24	6	6	6	2
Dec-24	10	8	13	9
Jan-25	12	9	15	15
Feb-25	15	14	17	N/A
Mar-25	12	11	13	7
Apr-25	7	6	8	0
12 Mo. Avg.	8	8	10	5

Length of Time from Initial Request to first kept Appt. - Median MHP Standard or Goal - 10 Business Days - 90%				
	All Services	Adult Services	Children's Services	Foster Care
23/24 Avg.	4	4	5	9
May-24	5	5	4	6
Jun-24	3	3	3	N/A
Jul-24	5	6	5	4
Aug-24	6	7	5	1
Sep-24	8	9	8	0
Oct-24	6	8	6	N/A
Nov-24	6	6	7	2
Dec-24	9	8	10	9
Jan-25	11	13	14	15
Feb-25	16	14	17	N/A
Mar-25	13	12	14	7
Apr-25	6	6	9	0
12 Mo. Avg.	8	8	9	5

Length of Time from Initial Request to first kept Appt. - MHP Standard or Goal - 10 Business Days - 90%				
	All Services	Adult Services	Children's Services	Foster Care
23/24 Avg.	87%	89%	84%	80%
May-24	85%	78%	91%	100%
Jun-24	96%	100%	92%	N/A
Jul-24	92%	97%	86%	100%
Aug-24	82%	89%	68%	100%
Sep-24	67%	64%	69%	0%
Oct-24	79%	76%	80%	N/A
Nov-24	91%	84%	96%	100%
Dec-24	66%	78%	52%	100%
Jan-25	44%	60%	31%	100%
Feb-25	27%	36%	15%	N/A
Mar-25	34%	41%	27%	50%
Apr-25	74%	80%	66%	100%
12 Mo. Avg.	70%	74%	64%	83%

Graphs of "All Services"

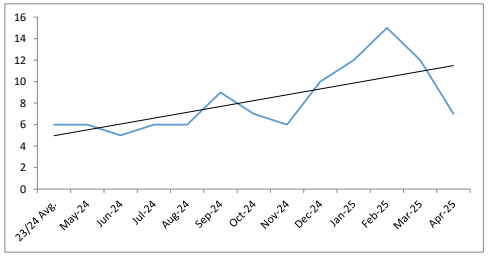

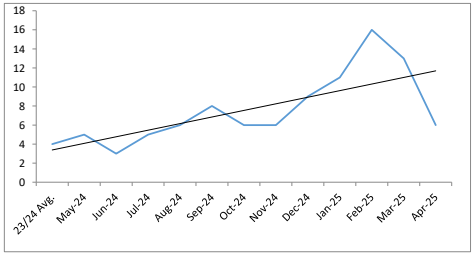

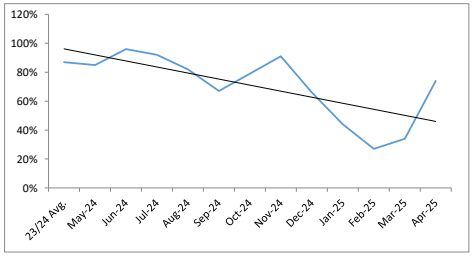

3.

QI Work Plan 2.3

Length of Time from Initial Request to first offered Psychiatry appt. - Mean MHP Standard or Goal - 15 Business Days - 90%				
	All Services	Adult Services	Children's Services	Foster Care
23/24 Avg.	3	3	4	3
May-24	4	4	6	n/a
Jun-24	4	3	6	n/a
Jul-24	5	5	6	6
Aug-24	5	5	5	6
Sep-24	4	4	6	n/a
Oct-24	6	5	10	n/a
Nov-24	7	7	6	n/a
Dec-24	12	12	n/a	n/a
Jan-25	9	9	n/a	n/a
Feb-25	10	11	9	n/a
Mar-25	5	5	6	n/a
Apr-25	6	6	13	n/a
12 Mo. Avg.	6	6	7	6

Length of Time from Initial Request to first offered Psychiatry Appt. - Median MHP Standard or Goal - 15 Business Days - 90%				
	All Services	Adult Services	Children's Services	Foster Care
23/24 Avg.	2	2	4	3
May-24	4	4	6	n/a
Jun-24	3	3	8	n/a
Jul-24	5	4	6	6
Aug-24	6	6	6	6
Sep-24	3	1	6	n/a
Oct-24	6	5	10	n/a
Nov-24	7	7	7	n/a
Dec-24	9	9	n/a	n/a
Jan-25	7	7	n/a	n/a
Feb-25	10	10	9	n/a
Mar-25	4	4	5	n/a
Apr-25	6	5	1	n/a
12 Mo. Avg.	6	5	6	6

Length of Time from Initial Request to first offered Psychiatry Appt. - MHP Standard or Goal - 15 Business Days - 90%				
	All Services	Adult Services	Children's Services	Foster Care
23/24 Avg.	100%	100%	100%	100%
May-24	100%	100%	100%	n/a
Jun-24	100%	100%	100%	n/a
Jul-24	100%	100%	100%	100%
Aug-24	95%	93%	100%	100%
Sep-24	100%	100%	100%	100%
Oct-24	100%	100%	100%	n/a
Nov-24	100%	100%	100%	n/a
Dec-24	67%	67%	n/a	n/a
Jan-25	100%	100%	n/a	n/a
Feb-25	95%	93%	100%	n/a
Mar-25	100%	100%	100%	n/a
Apr-25	100%	100%	100%	n/a
12 Mo. Avg.	96%	96%	100%	100%

Graphs of "All Services"

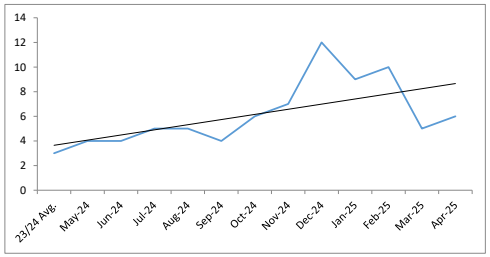

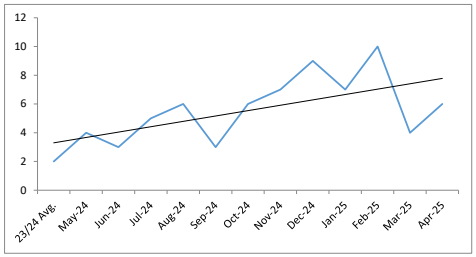

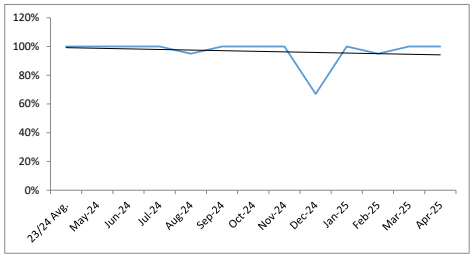

4.

QI Work Plan 2.4

Length of Time from Initial Request to first kept Psychiatry appt. - Mean MHP Standard or Goal - 15 Business Days - 90%				
	All Services	Adult Services	Children's Services	Foster Care
23/24 Avg.	4	4	5	3
May-24	4	4	5	N/A
Jun-24	4	4	6	N/A
Jul-24	6	5	9	6
Aug-24	5	5	5	6
Sep-24	4	3	6	N/A
Oct-24	6	6	N/A	N/A
Nov-24	9	10	7	N/A
Dec-24	8	8	N/A	N/A
Jan-25	12	12	N/A	N/A
Feb-25	4	4	4	2
Mar-25	7	6	10	N/A
Apr-25	7	7	15	N/A
12 Mo. Avg.	6	6	7	5

Length of Time from Initial Request to first kept Psychiatry Appt. - Median MHP Standard or Goal - 15 Business Days - 90%				
	All Services	Adult Services	Children's Services	Foster Care
23/24 Avg.	2	3	5	3
May-24	3	3	6	N/A
Jun-24	3	3	8	N/A
Jul-24	5	4	6	6
Aug-24	5	4	5	6
Sep-24	1	1	6	N/A
Oct-24	5	5	N/A	N/A
Nov-24	10	11	8	N/A
Dec-24	8	8	N/A	N/A
Jan-25	13	13	N/A	N/A
Feb-25	2	2	2	2
Mar-25	6	4	10	N/A
Apr-25	6	6	1	N/A
12 Mo. Avg.	6	5	6	5

Length of Time from Initial Request to first kept Psychiatry Appt. - MHP Standard or Goal - 15 Business Days - 90%				
	All Services	Adult Services	Children's Services	Foster Care
23/24 Avg.	96%	98%	94%	100%
May-24	100%	100%	100%	N/A
Jun-24	95%	94%	100%	N/A
Jul-24	96%	100%	86%	100%
Aug-24	93%	91%	100%	100%
Sep-24	100%	100%	100%	100%
Oct-24	100%	100%	N/A	N/A
Nov-24	100%	100%	100%	N/A
Dec-24	100%	100%	N/A	N/A
Jan-25	100%	100%	100%	100%
Feb-25	96%	95%	100%	100%
Mar-25	95%	94%	100%	N/A
Apr-25	96%	96%	100%	N/A
12 Mo. Avg.	98%	98%	99%	100%

Graphs of "All Services"

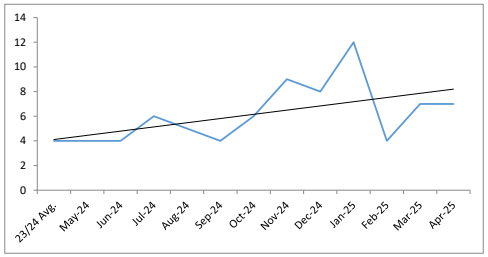

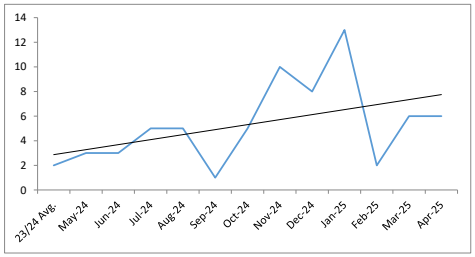

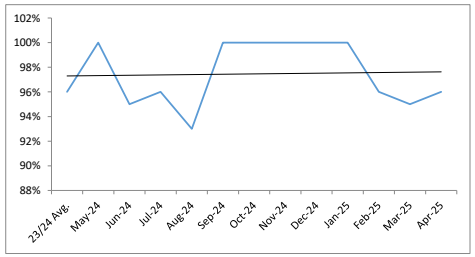

5.

QI Work Plan 2.5
Combined Bus & After Hrs

Length of Time from Service Request for urgent Appt. to Actual Encounter Mean - MHP Standard or Goal - 95% (Minutes)	All Services	Adult Services	Children's Services	Foster Care
23/24 Avg.	13	13	13	n/a
May-24	19	17	33	n/a
Jun-24	21	23	5	n/a
Jul-24	11	10	21	n/a
Aug-24	11	11	12	n/a
Sep-24	8	8	6	n/a
Oct-24	11	12	3	n/a
Nov-24	6	6	16	n/a
Dec-24	7	6	13	n/a
Jan-25	48	41	108	n/a
Feb-25	56	53	66	n/a
Mar-25	7	7	9	n/a
Apr-25	10	9	17	n/a
12 Mo. Avg.	18	17	26	#DIV/0!

Length of Time from Service Request for urgent Appt. to Actual Encounter Median - MHP Standard or Goal - 95% (Minutes)	All Services	Adult Services	Children's Services	Foster Care
23/24 Avg.	1	2	1	n/a
May-24	1	0	15	n/a
Jun-24	0	4	0	n/a
Jul-24	0	0	13	n/a
Aug-24	0	0	6	n/a
Sep-24	0	0	0	n/a
Oct-24	0	0	0	n/a
Nov-24	0	0	0	n/a
Dec-24	0	0	0	n/a
Jan-25	7	6	115	n/a
Feb-25	0	12	66	n/a
Mar-25	0	0	0	n/a
Apr-25	3	3	1	n/a
12 Mo. Avg.	1	2	18	#DIV/0!

Length of Time from Service Request for urgent Appt. to Actual Encounter Percent of CIC meeting MHP Goal: 95% w/in 1 Hr (Bus-Hrs) & 2 Hr (After-Hrs)	All Services	Adult Services	Children's Services	Foster Care
23/24 Avg.	97%	97%	96%	n/a
May-24	95%	97%	82%	n/a
Jun-24	92%	91%	100%	n/a
Jul-24	98%	98%	92%	n/a
Aug-24	98%	98%	100%	n/a
Sep-24	99%	98%	100%	n/a
Oct-24	98%	98%	100%	n/a
Nov-24	99%	99%	96%	n/a
Dec-24	98%	98%	97%	n/a
Jan-25	81%	84%	50%	n/a
Feb-25	75%	78%	64%	n/a
Mar-25	99%	100%	97%	n/a
Apr-25	99%	99%	97%	n/a
12 Mo. Avg.	94%	95%	90%	#DIV/0!

Graphs of "All Services"

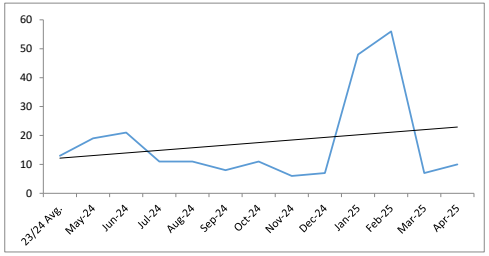

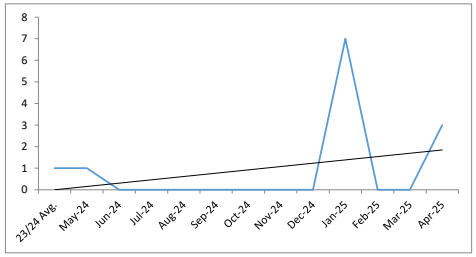

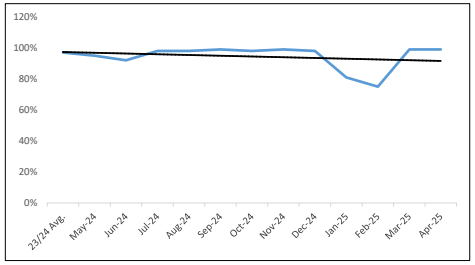

6.

QI Work Plan 2.6a & 2.6c

Total Number of Hospital Admissions	All Services	Adult Services	Children's Services	Foster Care
23/24 Avg.	44	37	7	0
May-24	56	45	11	0
Jun-24	38	35	3	0
Jul-24	49	38	11	0
Aug-24	37	30	7	0
Sep-24	43	35	9	1
Oct-24	53	42	11	0
Nov-24	45	39	6	0
Dec-24	46	43	3	0
Jan-25	21	16	5	0
Feb-25	40	30	10	0
Mar-25	26	20	6	0
Apr-25	18	16	2	0
12 Mo. Avg.	39	32	7	0
12 Mo. Total	472	389	84	1

Total Number of Hospital Discharges	All Services	Adult Services	Children's Services	Foster Care
23/24 Avg.	33	28	5	0
May-24	32	26	6	0
Jun-24	21	17	4	0
Jul-24	29	25	4	0
Aug-24	24	17	7	0
Sep-24	18	14	4	0
Oct-24	20	15	5	0
Nov-24	11	8	3	0
Dec-24	21	21	0	0
Jan-25	16	12	4	0
Feb-25	23	15	8	0
Mar-25	32	24	8	0
Apr-25	13	12	1	0
12 Mo. Avg.	22	17	5	0
12 Mo. Total	260	206	54	0

Graphs of "All Services"

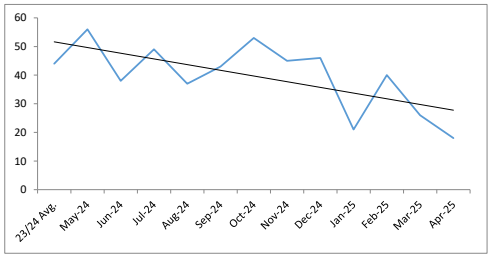

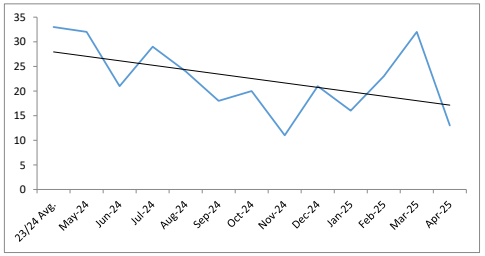

QI Work Plan 2.6b

Timeliness of follow-up encounters post psychiatric inpatient discharge Total number of Medi-Cal payor follow-up appointments				
	All Services	Adult Services	Children's Services	Foster Care
23/24 Avg.	18	15	3	0
May-24	19	14	5	0
Jun-24	18	17	1	0
Jul-24	13	11	2	0
Aug-24	10	7	3	0
Sep-24	9	6	3	0
Oct-24	11	7	4	0
Nov-24	4	3	1	0
Dec-24	15	15	0	0
Jan-25	10	9	1	0
Feb-25	13	7	6	0
Mar-25	8	8	0	0
Apr-25	5	5	0	0
12 Mo. Avg.	11	9	2	0
12 Mo. Total	135	109	26	0

Timeliness of follow-up encounters post psychiatric inpatient discharge Percent of appointments meeting the within 7 day standard - Goal is 95%				
	All Services	Adult Services	Children's Services	Foster Care
23/24 Avg.	96%	97%	89%	100%
May-24	100%	100%	100%	N/A
Jun-24	100%	100%	100%	100%
Jul-24	100%	100%	100%	N/A
Aug-24	100%	100%	100%	N/A
Sep-24	100%	100%	100%	N/A
Oct-24	100%	100%	100%	N/A
Nov-24	100%	100%	100%	N/A
Dec-24	67%	67%	N/A	N/A
Jan-25	80%	78%	100%	N/A
Feb-25	54%	57%	50%	N/A
Mar-25	63%	63%	N/A	N/A
Apr-25	100%	100%	N/A	N/A
12 Mo. Avg.	89%	89%	94%	100%

Graphs of "All Services"

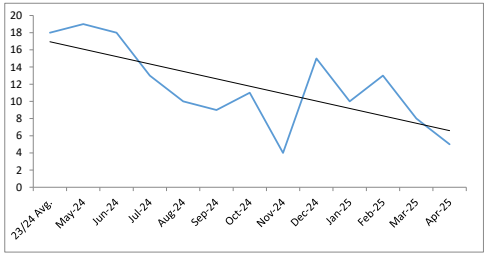

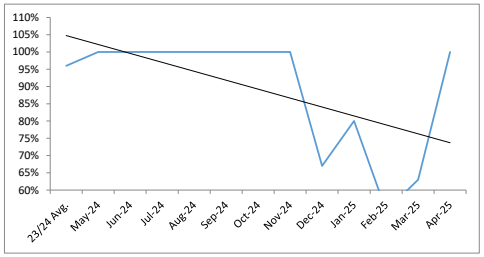

7.0

QI Work Plan 2.7

Psychiatric Inpatient Readmission rates within 7 days Total number of readmissions within 7 days of discharge				
	All Services	Adult Services	Children's Services	Foster Care
23/24 Avg.	2	2	0	0
May-24	1	1	0	0
Jun-24	2	2	0	0
Jul-24	2	2	0	0
Aug-24	0	0	0	0
Sep-24	0	0	0	0
Oct-24	0	0	0	0
Nov-24	4	3	1	0
Dec-24	6	6	1	0
Jan-25	3	3	0	0
Feb-25	2	2	0	0
Mar-25	4	2	2	0
Apr-25	0	0	0	0
12 Mo. Avg.	2	2	0	0
Total	24	21	4	0

Psychiatric Inpatient Readmission rates within 7 days Readmission Rate - Goal is 10% or less within 7 days				
	All Services	Adult Services	Children's Services	Foster Care
23/24 Avg.	7%	7%	6%	0%
May-24	3%	4%	0%	n/a
Jun-24	10%	12%	0%	n/a
Jul-24	7%	8%	0%	n/a
Aug-24	0%	0%	0%	n/a
Sep-24	0%	0%	0%	0%
Oct-24	0%	0%	0%	n/a
Nov-24	36%	38%	33%	n/a
Dec-24	29%	29%	0%	n/a
Jan-25	19%	25%	0%	n/a
Feb-25	9%	13%	0%	n/a
Mar-25	13%	8%	25%	n/a
Apr-25	0%	0%	0%	n/a
12 Mo. Avg.	11%	11%	5%	0%

Graphs of "All Services"

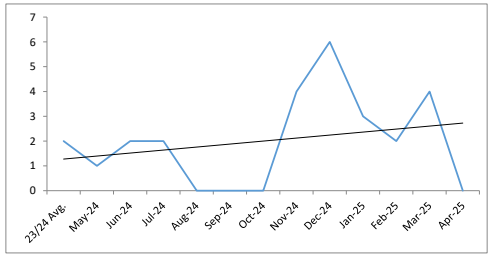

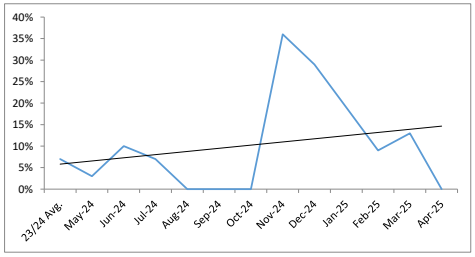

Psychiatric Inpatient Readmission rates within 8-30 days Total number of readmissions within 8-30 days				
	All Services	Adult Services	Children's Services	Foster Care
23/24 Avg.	1	1	0	0
May-24	3	3	0	0
Jun-24	2	1	1	0
Jul-24	4	4	0	0
Aug-24	1	1	0	0
Sep-24	2	1	1	0
Oct-24	2	1	1	0
Nov-24	0	0	0	0
Dec-24	0	0	0	0
Jan-25	0	0	0	0
Feb-25	0	0	0	0
Mar-25	2	2	0	0
Apr-25	0	0	0	0
12 Mo. Avg.	1	1	0	0
Total	16	13	3	0

Psychiatric Inpatient Readmission rates within 8-30 days Readmission Rate - Goal is 10% or less within 8-30 days				
	All Services	Adult Services	Children's Services	Foster Care
23/24 Avg.	5%	5%	2%	0%
May-24	9%	12%	0%	N/A
Jun-24	10%	6%	25%	0%
Jul-24	14%	16%	0%	N/A
Aug-24	6%	9%	0%	N/A
Sep-24	11%	7%	25%	0
Oct-24	10%	7%	20%	N/A
Nov-24	0%	0%	0%	N/A
Dec-24	N/A	N/A	N/A	N/A
Jan-24	0%	0%	0%	N/A
Feb-25	0%	0%	0%	N/A
Mar-25	6%	8%	0%	
Apr-25	0%	0%	0%	N/A
12 Mo. Avg.	6%	6%	6%	0%

Graphs of "All Services"

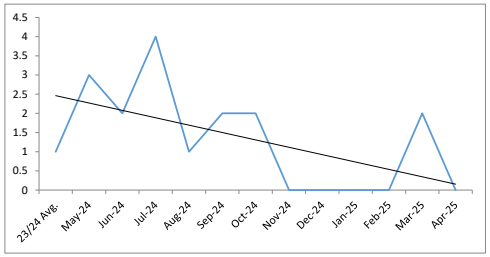

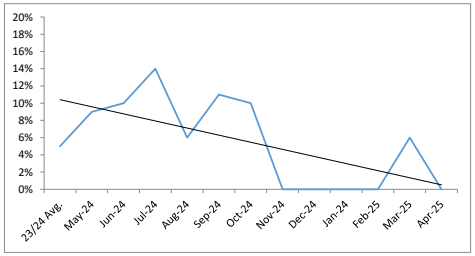

8.0

QI Work Plan 3.1

Average Psychiatric Patient No-Show Rates MHP Standard for Psychiatrists - No Higher than 10%				
	All Services	Adult Services	Children's Services	Foster Care
23/24 Avg.	6%	7%	5%	3%
May-24	6%	7%	4%	0%
Jun-24	7%	7%	0%	0%
Jul-24	0%	0%	0%	0%
Aug-24	16%	14%	20%	0%
Sep-24	14%	17%	0%	0%
Oct-24	14%	7%	100%	N/A
Nov-24	40%	33%	50%	N/A
Dec-24	0%	0%	N/A	N/A
Jan-25	0%	0%	N/A	N/A
Feb-25	20%	21%	17%	N/A
Mar-25	5%	6%	0%	N/A
Apr-25	7%	4%	50%	N/A
12 Mo. Avg.	11%	10%	24%	0%

Average Clinicians other than Psychiatrists Patient No-Show Rates MHP Standard for Clinicians other than Psychiatrists - No Higher than 10%				
	All Services	Adult Services	Children's Services	Foster Care
23/24 Avg.	6%	6%	6%	5%
May-24	6%	7%	5%	3%
Jun-24	7%	7%	7%	6%
Jul-24	3%	5%	0%	0%
Aug-24	4%	3%	6%	0%
Sep-24	4%	6%	4%	0%
Oct-24	7%	8%	6%	N/A
Nov-24	6%	4%	7%	N/A
Dec-24	25%	34%	0%	N/A
Jan-25	4%	5%	3%	N/A
Feb-25	5%	9%	0%	N/A
Mar-25	0%	0%	0%	N/A
Apr-25	16%	20%	9%	N/A
12 Mo. Avg.	7%	9%	4%	2%
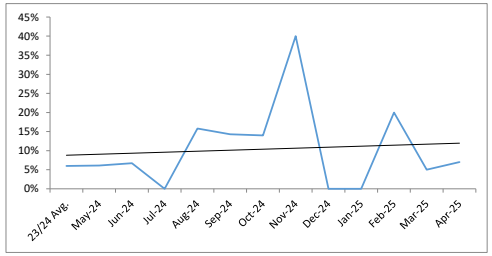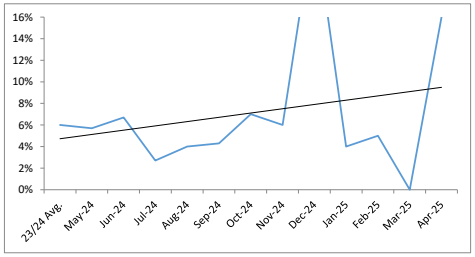
Graphs of "All Services"