# MENDOCINO COUNTY BEHAVIORAL HEALTH ADVISORY BOARD

## REGULAR MEETING

# AGENDA

**February 25, 2026**
**10:00 AM – 12:00 PM**

Location: Behavioral Health Regional Training Center,
8207 East Road, Redwood Valley, CA 95470

**Chairperson**
Jo Bradley

**Vice Chair**
Mo Mulheren

**Secretary/Treasurer**
Jenniffer Estevo

**BOS Supervisor**
Mo Mulheren

**MEMBERSHIP:**

**ANTHONY BAROZA,** *25 YRS AND UNDER*
**JO BRADLEY,** *5TH DISTRICT*
**MARK DONEGAN,** *VETERAN*
**JENNIFFER ESTEVO,** *2ND DISTRICT*
**DENISE GORNY,** *1ST DISTRICT*
**PERRI KALLER,** *3RD DISTRICT*
**TIM BOSMA,** *4TH DISTRICT*
**MARTIN MARTINEZ,** *5TH DISTRICT*
**GINA DANNER,** *LOCAL EDUCATION AGENCY*

**OUR COMMITMENT:** *"To be committed to individuals, their families, and the delivery of quality care with the goals of recovery, human dignity, and the opportunity for participants to meet their full potential."*

| | Agenda Item / Description | Action |
|---|---|---|
| **1.**<br>**3 minutes** | **Call to Order, Roll Call, Quorum Notice, & Approve Agenda:** *Review and Possible Action.* | Board Action: |
| **2.**<br>**10 minutes (Maximum)** | **Public Comments:**<br>*Members of the public wishing to comment on the BHAB will be recognized now. Any additional comments can be provided through email to bhboard@mendocinocounty.gov* | Board Action: |
| **3.**<br>**5 minutes** | **Approval of Minutes from January 21, 2026, Regular Meeting:** *Review and Possible Action* | Board Action: |
| **4.**<br>**30 minutes** | **SUDT Providers Report Out:**<br>A. Redwood Community Services<br>B. New Life Clinic<br>C. Mendocino County | Board Action: |
| **5.**<br>**30 minutes** | **Mendocino County Report:** *Jenine Miller, Director of Health Services*<br>A. Director Report Questions<br>B. Federal Updates<br>C. Legislative Updates | Board Action: |

| | | |
|---|---|---|
| | D. PHF Updates<br>E. Grant Updates | |
| **6.**<br>**10 minutes** | **BHAB Representative for Measure B Committee:** *Discussion and Possible Action* | Board Action: |
| **7.**<br>**10 minutes** | **Board & Committee Reports:** *Discussion and Possible Action*<br>A. Chair – *Jo Bradley*<br>o Membership Committee<br>B. Vice Chair – *Mo Mulheren*<br>C. Secretary/Treasurer – *Jenniffer Estevo*<br>D. Appreciation Committee – *Member Martinez*<br>o Current/Past BHAB Member Appreciation | Board Action: |
| **8.**<br>**5 minutes** | **Member Comments:** | Board Action: |
| **9.**<br>**2 minutes** | **Adjournment:** | Board Action: |

**AMERICANS WITH DISABLITIES ACT (ADA) COMPLIANCE**

The Mendocino County Behavioral Health Advisory Board complies with ADA requirements and upon request will attempt to reasonably accommodate individuals with disabilities by making meeting material available in appropriate alternative formats (pursuant to Government Code Section 54953.2). Anyone requiring reasonable accommodations to participate in the meeting should contact the Mendocino County Behavioral Health Administrative Office by calling (707) 472-2355 at least five days prior to the meeting.


## BHAB CONTACT INFORMATION:

**PHONE: (707) 472-2355 | FAX: (707) 472-2788**

**EMAIL THE BOARD:** bhboard@mendocinocounty.gov | **WEBSITE:** www.mendocinocounty.gov/bhab

# MENDOCINO COUNTY BEHAVIORAL HEALTH ADVISORY BOARD

## REGULAR MEETING

# MINUTES

**January 21, 2026**
**1:00 PM – 3:30 PM**

Location: Behavioral Health & Recovery Services, Conference Room 1, 1120 S. Dora Street, Ukiah, CA 95482

**Chairperson**
Jo Bradley

**Vice Chair**
Mo Mulheren

**Secretary/Treasurer**
Jenniffer Estevo

**BOS Supervisor**
Mo Mulheren

**MEMBERSHIP:**

**ANTHONY BAROZA,** *25 YRS AND UNDER*
**JO BRADLEY,** *5TH DISTRICT*
**MARK DONEGAN,** *VETERAN*
**JENNIFFER ESTEVO,** *2ND DISTRICT*
**DENISE GORNY,** *1ST DISTRICT*
**PERRI KALLER,** *3RD DISTRICT*
**TIM BOSMA,** *4TH DISTRICT*
**MARTIN MARTINEZ,** *5TH DISTRICT*
**GINA DANNER,** *LOCAL EDUCATION AGENCY*

**OUR COMMITMENT:** *"To be committed to individuals, their families, and the delivery of quality care with the goals of recovery, human dignity, and the opportunity for participants to meet their full potential."*

| | Agenda Item / Description | Action |
|---|---|---|
| **1.**<br>**3 minutes** | **Call to Order, Roll Call, Quorum Notice, & Approve Agenda:** *Review and Possible Action.*<br>• Chair Bradley called the meeting to order at 1:05 pm.<br>• Members present Member Baroza, Member Bosma, Member Donegan, Member Estevo, Member Danner, Member Kaller.<br>• Members excused Member Martinez, Member Gorny.<br>• Health Services Director Jenine Miller was present.<br>• Supervisor Mulheren was present.<br>Motion made by Member Baroza, seconded by Member Danner to approve the Agenda. Motion was voted on and approved unanimously. | Board Action:<br><br>Approved. |
| **2.**<br>**10 minutes (Maximum)** | **Public Comments:**<br>*Members of the public wishing to comment on the BHAB will be recognized now. Any additional comments can be provided through email to bhboard@mendocinocounty.gov*<br>• Redwood Community Services – Victoria Kelly – Announced partnership with Open Doors (statewide training platform) to support youth substance-use conversations. Trainings planned in Ukiah, Lake County, and Humboldt; handout provided. | Board Action:<br>None. |

DRAFT

| | | |
|---|---|---|
| | • Anchor Health Management – Sarah Walsh – Reported successful DHCS walkthrough of new facility; next step is staff hiring to finalize go-live readiness.<br>• Tapestry – Brian Erickson – Provided July-December updates: 535 Medi-Cal referrals. January trend remains high. Van for mobile services has been acquired and is under modification. Scheduling for Point Arena outreach is underway and will adjust to demand. | |
| **3.**<br>**15 minutes** | **Approval of Minutes from December 17, 2025, Regular Meeting:** *Review and Possible Action*<br>• Motion made by Member Bosma, seconded by Member Baroza to approve the December 17, 2025, Minutes. Motion was voted on and approved unanimously. | Board Action:<br><br>Approved. |
| **4.**<br>**30 minutes** | **Mendocino County Report:** *Jenine Miller, Director of Health Services*<br>A. Director Report Questions<br>• Report included in the agenda packet.<br>B. Federal Updates<br>• Governor released the state budget; monitoring for impacts.<br>• Several technology systems (including CalCONNECT) are not funded. Loss of support for these platforms could affect provider communication and disease surveillance.<br>• Emphasis on the need to sustain critical Public Health infrastructure.<br>C. Legislative Updates<br>• No updates<br>D. PHF Updates<br>• PHF remains on track for projected opening date.<br>• Ongoing coordination meetings with Restpadd, Adventist Health, hospitals, and the transfer center to establish operational workflows.<br>• Restpadd will attend BHAB meeting to provide an update closer to opening date. Pictures included in report.<br>E. Grant Updates<br>• No updates<br>F. BHRS Updates<br>• Mobile Crisis Funding: Federal match dollars projected to shift from mandatory to optional by April 1, 2027.<br>• Environmental Health has returned to Health Services; EMS returned last year.<br>• Two fentanyl awareness events scheduled in Ukiah and Fort Bragg (February).<br>• Increased focus on Kratom due to rising addiction concerns; state considering regulatory action.<br>• Mushroom foraging safety emphasized following deaths and liver transplants associated with death cap mushrooms.<br>• CalAIM is preparing to bill Medi-Cal services with juvenile hall and jail program in process.<br>• Chair Bradley part of the BHSA RFP review.<br>G. Schedule BHAB Group Photo<br>• Photo to be scheduled once vacant seats are filled. | Board Action:<br>None. |
| **5.** | **BHAB Media, Outreach & Communications:** | Board Action: |

DRAFT

| | | |
|---|---|---|
| **30 minutes** | A. Development of a structured outreach plan<br>• Discussion centered on modernizing BHAB's communication strategy and determining where and how information should be shared with the public.<br>• Current channels (County website, Good to Know Mendo) are limited due to ADA compliance.<br>• Members discussed the goal of sharing data more effectively and increasing transparency.<br>• QR Codes: Potential tool to bridge generational gaps and provide centralized access to resources.<br>B. Media Perception<br>• Emphasis on improving community perception of behavioral health services.<br>• Need for clearer explanations of outcomes, impacts, and financial breakdowns.<br>C. Social Media Coordination<br>• Recognition that BHRS already has a strong presence on Facebook, Instagram, and X.<br>• Discussion on enhancing coordination between platforms and messages.<br>D. Quarterly BHAB Newsletter Model<br>• Discussion on content focus: Funding updates, approved projects and progress, clarifying Measure B spending to counter misinformation.<br>• Possibility of a joint newsletter with Measure B.<br>• Newsletter in English and Spanish including budgetary information.<br>• Need for one central, easy-to-find hub of information.<br>• Suggestions to add recurring Newsletter columns (e.g., Nami<br>• Members noted overlap across County boards and proposed including shared sections in Newsletter, though coordination challenges were acknowledged.<br>• Alternatively, members discussed appointing BHAB liaisons to attend other committee meetings and bring relevant information back to the board.<br>• Create infographic slides for BOS meetings that include a QR code linking to the BHAB website.<br>• Chair Bradley to follow up with Measure B about joint meeting, QR code, and joint newsletter. | None. |
| **6.**<br>**20 minutes** | **Board & Committee Reports:** *Discussion and Possible Action*<br>A. Chair – *Jo Bradley*<br>• No report.<br>B. Vice Chair – *Mo Mulheren*<br>• Reappointed as BOS representative for BHAB.<br>C. Secretary/Treasurer – *Jenniffer Estevo*<br>• No report.<br>D. Appreciation Committee – *Martin Martinez*<br>o Current/Past BHAB Member Appreciation Committee.<br>o Motion made by Member Baroza, seconded by Member Danner to purchase plaque for former BHAB Member Shipp. Motion was | Board Action: |

DRAFT

| | | |
|---|---|---|
| | voted on and approved unanimously. | Approved. |
| **7.**<br>**10 minutes** | **Member Comments:**<br>• None. | Board Action: None. |
| **8.**<br>**2 minutes** | **Adjournment: 2:41 PM** | Board Action: None. |

**AMERICANS WITH DISABLITIES ACT (ADA) COMPLIANCE**

The Mendocino County Behavioral Health Advisory Board complies with ADA requirements and upon request will attempt to reasonably accommodate individuals with disabilities by making meeting material available in appropriate alternative formats (pursuant to Government Code Section 54953.2). Anyone requiring reasonable accommodations to participate in the meeting should contact the Mendocino County Behavioral Health Administrative Office by calling (707) 472-2355 at least five days prior to the meeting.


## BHAB CONTACT INFORMATION:

**PHONE: (707) 472-2355 | FAX: (707) 472-2788**

**EMAIL THE BOARD:** bhboard@mendocinocounty.gov **| WEBSITE:** www.mendocinocounty.gov/bhab


DRAFT

- **Board of Supervisors:**

**Recently passed items or presentations:**

Mental Health:

- Adoption of Resolution Authorizing the Auditor Controller/Treasurer Tax Collector or Designee to Process and Pay for Outstanding Invoices, Totaling the Amount of $117,111.10, From Various Psychiatric Hospitals, Clinics and Physician Offices for Mandated Services Provided to Qualified Mendocino County Mental Health Clients
- Approval of Agreement (First Amendment to MH-25-044) with Foothill Heights Care Center, LLC in the Amount of $70,000 for a New Total of $115,000, to Provide Residential Care to Mendocino County Lanterman-Petris-Short Clients, Effective July 1, 2025, through June 30, 2026
- Approval of Agreement (First Amendment to No. MH-25-029) with Maple Healthcare in the Amount of $90,000 for a New Total of $110,000, to Provide Residential Care to Mendocino County Lanterman-Petris-Short Clients, Effective July 1, 2025, through June 30, 2026
- Approval of First Amendment to Agreement No. BOS-25-095 with Willow Glen Care Center in the Amount of $250,000 for a New Total of $750,000 to Provide Residential Care to Mendocino County Lanterman-Petris-Short Clients, Effective July 1, 2025, through June 30, 2026
- Approval of First Amendment to Agreement No. BOS-25-088 with Hilborn Care, Inc. dba Creekside Rehabilitation and Behavioral Health in the Amount of $20,440 for a New Total of $379,600 to Provide Residential Care to Mendocino County Lanterman-Petris-Short Clients, Effective July 1, 2025, through June 30, 2026
- Approval of Agreement (First Amendment to No. PA-26-48) with RG Legacy II LLC DBA Pasadena Nursing Center in the Amount of $176,000 for a New Total of $220,000 to Provide Residential Care to Mendocino County Lanterman-Petris-Short Clients, Effective July 1, 2025, through June 30, 2026
- Approval of the Update to the 25-26 Annual Update to the 2023-26 Mental Health Services Act Three-Year Program and Expenditure Plan; and Authorization for the Health Services Director to Sign and Submit the Plan to the Department of Health Care Services

Substance Abuse Disorders Treatment:

- Ratification of Submission of Grant Application to the Public Health Institute for the California Overdose Prevention Network Accelerator 7.0 Program; and Authorization for the Health Services Director to Execute the Resulting Grant Agreement, up to $15,000, Effective January 1, 2026, through October 31, 2026

Public Health:

- Approval of Retroactive Allocation Agreement from the California Department of Health Care Services in the Amount of $35,948 to support the Medical Therapies Program, Effective July 1, 2025, through June 30, 2026

- Approval of Retroactive Allocation Agreement from the California Department of Health Care Services in the Amount of $476,066 to Support the California Children Services Program, Effective July 1, 2025, through June 30, 2026

**Future BOS items or presentations:**

Mental Health & Public Health:

- None

Substance Use Disorders Treatment:

- None

## Staffing Updates:

- New Hires:
  - Mental Health: 2
  - Substance Use Disorder Treatment: 0
- Promotions:
  - Mental Health: 1
  - Substance Use Disorder Treatment: 0
- Transfers:
  - Mental Health: 0
  - Substance Use Disorder Treatment: 0
- Departures:
  - Mental Health: 1
  - Substance Use Disorder Treatment: 0
- Percent of Vacancies in Mental Health and Substance Use Disorder Treatment:
  - Mental Health/Mental Health Services Act: 23%
  - Substance Use Disorder Treatment: 31%

## Audits/Site Reviews: January 2026

- No audit or site reviews were completed.

## Grievances/Appeals:

**January 2026**

- MHP Grievances: 0 (received in January)
- Pending: 0
- Resolved: 0
- SUDT Grievances: 0
- MHSA Issue Resolutions: 1 (resolved)
- Second Opinions: 0
- Change of Provider Requests: 0
- Pending: 0
- Resolved: 0
- Provider Appeals: 0
- Consumer Appeals: 0

- **Meetings of Interest:**
  - Behavioral Health Services Act Forum & Quality Improvement Committee Stakeholder meeting will be held on Thursday, April 2, 2026, from 4:00 pm - 6:00 pm at Nuestra Alianza de Willits, 291 School Way, Willits, CA 95490 and via Teams.
  - Safe RX meeting will be held on Wednesday, March 25 2026, from 2:00 pm – 3:00 pm via Teams.

- **Grant Opportunities:**
  - The HS grant unit recently received notice that applications for the Clean California Community Cleanup and Employment Pathways Grant Program, $305,000, and State Opioid Response IV Supplemental Recovery Housing Program, $237,738, have been awarded. Funding will be used for cleanup, restoration, and workforce development activities, creating meaningful employment opportunities for individuals who are unhoused, justice-involved, at-risk youth, or underemployed, and expand recovery housing and wraparound support services for transitional-age youth (TAY), ages 18–24, with opioid or stimulant use disorders in Mendocino County.

- **Significant Projects/Brief Status:**

**Assisted Outpatient Treatment (AOT): AB 1421/Laura's Law January 2026 Data:**

Melinda Driggers, AOT Coordinator, is accepting and triaging referrals:
- Referrals to date: 172
- Total that did not meet AOT criteria: 123
- Total FY 25/26 Referrals: 3
- Currently in Investigation/Screening/referral: 0
- Unable to locate/Connect: 0
- Pending Assessment to file Petition: 0
- Settlement Agreement/Full AOT FY 25/26: 0

Notes: There are going to be discrepancies with the number of clients referred and clients that did not meet the criteria. Just because someone was not ordered into AOT does not mean they did not meet the criteria. There are times when the County files a petition and the client does not show up to court, a higher level of care is needed, the client chose to participate in BHC instead, they were incarcerated, the client left the area, etc.

Most of the referrals AOT receives are from service providers, which means the client is already connected to services. When the county AOT Coordinator can contact a client, she assists in connecting them with services they are interested in.

Unable to locate/connect with the client: Even if unable to contact the client, the AOT Coordinator does a record review and notifies mobile crisis, mobile outreach, crisis, and the jail discharge planner letting them know we have a referral and need to touch-base with the client. If it looks like the client is likely to meet the criteria, the AOT Coordinator will put together an investigation report and send it for an assessment just in case they do have contact with the client.

**Dual Response Mobile Crisis Response January 2026 Data:**
***BHRS Data only RCS data unavailable at the time of report**

- Total calls: 79
- Unduplicated clients: 45
- Calls resulting in 5150: 5
- Fiscal Year to date 25/26: 396 total calls, 292 Unduplicated clients, 22 calls resulting in 5150
- Mobile Crisis services are provided by BHRS during the day and by RCS at night.

## Educational Opportunities:

- Behavioral Health Services Act Forum & Quality Improvement Committee Stakeholder meeting will be held on Thursday, April 2, 2026, from 4:00 pm - 6:00 pm at Nuestra Alianza de Willits, 291 School Way, Willits, CA 95490 and via Teams.
- Safe RX meeting will be held on Wednesday, March 25 2026, from 2:00 pm – 3:00 pm via Teams.

## Behavioral Health Services Act (BHSA):

- Behavioral Health Services Act Forum & Quality Improvement Committee Stakeholder meeting will be held on Thursday, April 2, 2026, from 4:00 pm - 6:00 pm at Nuestra Alianza de Willits, 291 School Way, Willits, CA 95490 and via Teams.

## Lanterman Petris Short Conservatorships (LPS):

Number of individuals on LPS Conservatorships in January 2026: 75

- In County: 25
- Out of County: 50
- New: 2
- Deceased: 2

## Substance Use Disorders Treatment Services:

Number of Substance Use Disorders Treatment Clients Served in December 2025:

- Total number of clients served: 88
- Total number of services provided: 359
- Fort Bragg: 24 clients served for a total of 72 services provided
- Ukiah: 52 clients served for a total of 263 services provided
- Willits: 12 clients served for a total of 24 services provided

Number of Substance Use Disorder Clients Completion Status:

- Completed Treatment/Recovery: 2
- Left Before Completion: 9
- Lost Contact/Service Unavailable: 12
- Discharged to Rehab Facility/Incarceration: 1
- Other: 3

## New Contracts:

- None.

- **Capital Facilities Projects:**

  - **Willow Terrace Project and Orr Creek Commons Phase 2:**
    Routine (monthly and quarterly) meetings occur with RCHDC around needs of the supported housing communities. Outreach teams visit community room spaces to support SMH services; increased visits CORE and LE contacts near complexes. Vacancies are filled with applications via SMH providers. Applications are currently being accepted.
  - **CRT: Phoenix House in January 2026**:
    - 10 clients; 3 admissions, 5 discharges
    - Total bed days: 379
    - 3 open beds at time of report
    - Successes: One client interviewed for Willow Terrace, one client moved to Madrone.
  - **PHF: Psychiatric Health Facility 2/3/2026:**
    Construction is progressing well and is now nearing completion. Recently, trees have been planted and staged around the site, along with new landscaping and fencing. Interior work is in its final stages, and we are on track to receive a Temporary Certificate of Occupancy (TCO) in late April or May, pending installation of permanent power.



SYSTEM RECORD DRAWIN

**Mendocino County Behavioral Health and Recovery Services**
**Behavioral Health Advisory Board General Ledger**
**FY 25/26**
**2/18/2026**

| ORG | OBJ | ACCOUNT DESCRIPTION | YR/PER/JNL | EFF DATE | AMOUNT | INVOICE # | CHECK # | VENDOR NAME | COMMENT |
|---|---|---|---|---|---|---|---|---|---|
| MHB | 862080 | FOOD | 2026/06/000782 | 12/18/2025 | 5.99 | 85006 120725 | 4,421,571 | SAFEWAY | ACCT#85006 |
| MHB | 862080 | FOOD | | | | | | | |
| MHB | 862080 | FOOD | | | | | | | |
| MHB | 862080 | FOOD | | | | | | | |
| | | **FOOD Total** | | | **$5.99** | | | | |
| MHB | 862150 | MEMBERSHIPS | | | | | | | |
| | | **MEMBERSHIPS TOTAL** | | | **$0.00** | | | | |
| MHB | 862170 | OFFICE EXPENSE | 2026/06/001131 | 12/30/2025 | 16.66 | 2004394-0 | 4,421,671 | BLAISDELL & SONGEY | 11471 FY25/26 |
| MHB | 862170 | OFFICE EXPENSE | | | | | | | |
| MHB | 862170 | OFFICE EXPENSE | | | | | | | |
| MHB | 862170 | OFFICE EXPENSE | | | | | | | |
| | | **OFFICE EXPENSE Total** | | | **$16.66** | | | | |
| MHB | 862190 | PUBL & LEGAL NOTICES | | | | | | | |
| | | **PUBL & LEGAL NOTICES Total** | | | **$0.00** | | | | |
| MHB | 862210 | RNTS & LEASES BLD GRD | 2026/03/000093 | 09/03/2025 | 45.00 | | | | BHAB MTG 8.27.25 INV 25.26-010 |
| MHB | 862210 | RNTS & LEASES BLD GRD | | | | | | | |
| MHB | 862210 | RNTS & LEASES BLD GRD | | | | | | | |
| MHB | 862210 | RNTS & LEASES BLD GRD | | | | | | | |
| | | **RNTS & LEASES BLD GRD Total** | | | **$45.00** | | | | |
| MHB | 862250 | TRNSPRTATION & TRAVEL | | | | | | | |
| MHB | 862250 | TRNSPRTATION & TRAVEL | | | | | | | |
| MHB | 862250 | TRNSPRTATION & TRAVEL | | | | | | | |
| MHB | 862250 | TRNSPRTATION & TRAVEL | | | | | | | |
| MHB | 862250 | TRNSPRTATION & TRAVEL | | | | | | | |
| MHB | 862250 | TRNSPRTATION & TRAVEL | | | | | | | |
| | | **TRNSPRTATION & TRAVEL Total** | | | **$0.00** | | | | |
| | | **TRAVEL & TRSP OUT OF COUNTY Total** | | | **$0.00** | | | | |
| | | **Grand Total** | | | **$67.65** | | | | |

**Summary of Budget for FY 24/25**

| OBJ | ACCOUNT DESCRIPTION | Budget Amount | YTD Exp | Remaining Budget |
|---|---|---|---|---|
| 862080 | Food | 1,000.00 | 5.99 | 994.01 |
| 862150 | Memberships | 700.00 | 0.00 | 700.00 |
| 862170 | Office Expense | 500.00 | 16.66 | 483.34 |
| 862190 | Publ & Legal Notices | 0.00 | 0.00 | 0.00 |
| 862210 | Rents & Leases Bld | 360.00 | 45.00 | 315.00 |
| 862250 | In County Travel | 3,000.00 | 0.00 | 3,000.00 |
| 862253 | Out of County Travel | 2,000.00 | 0.00 | 2,000.00 |
| | Total Budget | $7,560.00 | $67.65 | $7,492.35 |

# Behavioral Health and Recovery Services
# Mental Health FY 2025-2026
# Budget Summary
# Year-to-Date as of February 18, 2026

| | Program | FY 25-26 Approved Budget | Expenditures | | | | | | Revenue | | | | | Total Net Cost |
|---|---|---|---|---|---|---|---|---|---|---|---|---|---|---|
| | | | Salaries & Benefits | Services & Supplies | Other Charges | Fixed Assets | Operating Transfers | Total Expenditures | 2011 Realignment | 1991 Realignment | Medi-Cal FFP | Other | Total Revenue | |
| 1 | Mental Health (Overhead) | (6,369,775) | - | 275,812 | 14,266,684 | - | - | 14,542,496 | - | (21,532) | (6,459,426) | (997,512) | (7,478,469) | 7,064,027 |
| 2 | Administration - MHAD75 | 640,142 | 575,677 | 27,326 | - | - | - | 603,003 | - | - | - | (3,813) | (3,813) | 599,190 |
| 5 | CalWORKs - MHAS32 | - | 508 | - | - | - | - | 508 | - | - | - | (1,031) | (1,031) | (523) |
| 6 | Mobile Outreach Program - MHAS33 | - | 6,003 | - | - | - | - | 6,003 | - | - | - | - | - | 6,003 |
| 7 | Adult Services - MHAS75 | 167,241 | 11,252 | 863 | - | - | - | 12,115 | - | - | - | - | - | 12,115 |
| 8 | Path Grant - MHAS91 | - | - | 50,739 | - | - | - | 50,739 | - | - | - | (22,559) | (22,559) | 28,180 |
| 9 | SAMHSA Grant - MHAS92 | - | - | 40,604 | - | - | - | 40,604 | - | - | - | (10,693) | (10,693) | 29,911 |
| 10 | Mental Health Board - MHB | 7,560 | - | 68 | - | - | - | 68 | - | - | - | - | - | 68 |
| 11 | CCMU -BCHIP - MHBCMU | - | - | 426 | - | - | - | 426 | - | - | - | (146,995) | (146,995) | (146,569) |
| 12 | Business Services - MHBS75 | 1,208,929 | 566,144 | 52,937 | - | - | - | 619,081 | - | - | - | (6,657) | (6,657) | 612,424 |
| 13 | MHCALA - Cal-Aim | - | - | - | - | - | - | - | - | - | - | - | - | - |
| 15 | MH Grant (Other) | - | 9,773 | 24,719 | - | - | - | 34,492 | - | - | - | (1,234,277) | (1,234,277) | (1,199,785) |
| 16 | AB109 - MHMS70 | (401) | 84,468 | - | - | - | - | 84,468 | - | - | - | (29,541) | (29,541) | 54,927 |
| 17 | Conservatorship - MHMS75 | 2,618,918 | 62,693 | 22,889 | 2,379,386 | - | - | 2,464,968 | - | - | - | (49,796) | (49,796) | 2,415,171 |
| 18 | Public Conservator Office - MHPC75 | 391,366 | 175,253 | 15,290 | - | - | - | 190,543 | - | - | - | - | - | 190,543 |
| 19 | QA/QI - MHQA99 | 1,336,020 | 493,969 | 364,336 | - | - | - | 858,305 | - | - | - | (10,869) | (10,869) | 847,436 |
| | | | | | | | | | | | | | | |
| a | Total YTD Expenditures & Revenue | - | 1,985,739 | 876,010 | 16,646,070 | - | - | 19,507,819 | - | (21,532) | (6,459,426) | (2,513,743) | (8,994,701) | 10,513,118 |
| b | FY 2025-2026 Adjusted Budget | - | 4,026,732 | 3,310,862 | 35,945,781 | - | - | 43,283,375 | - | (21,532) | (24,731,238) | (18,530,605) | (43,283,375) | - |
| c | Variance | - | 2,040,993 | 2,434,852 | 19,299,711 | - | - | 23,775,556 | - | - | (18,271,812) | (16,016,862) | (34,288,674) | (10,513,118) |

# Behavorial Health and Recovery Services
# Mental Health Services Act (MHSA) FY 2025-2026
# Budget Summary
# Year-to-Date as of February 18, 2026

| | Program | FY 25-26 Approved Budget | Expenditures | | | | | | Revenue | | | | Total Net Cost |
|---|---|---|---|---|---|---|---|---|---|---|---|---|---|
| | | | Salaries & Benefits | Services & Supplies | Other Charges | Fixed Assets | Operating Transfers | Total Expenditures | Revenue Prop 63 | Medi-Cal FFP | Other-Revenue | Total Revenue | |
| 1 | Community Services & Support | 3,807,428 | 533,500 | 204,619 | 4,517,408 | - | 12,367 | **5,267,895** | (2,439,631) | (1,842,350) | (9,058) | **(4,291,039)** | **976,856** |
| 2 | Prevention & Early Intervention | 1,627,992 | 442,024 | 81,644 | - | - | 4,839 | **528,507** | (590,558) | - | - | **(590,558)** | **(62,051)** |
| 3 | Innovation | 133,919 | 1,896 | 13,650 | - | - | - | **15,546** | (159,484) | - | - | **(159,484)** | **(143,937)** |
| 4 | Workforce Education & Training | - | - | - | - | - | - | **-** | **-** | **-** | - | **-** | **-** |
| 5 | Capital Facilities & Tech Needs | - | - | - | - | - | - | **-** | **-** | **-** | - | **-** | **-** |
| a | Total YTD Expenditures & Revenue | **5,569,339** | 977,420 | 299,914 | 4,517,408 | - | 17,206 | **5,811,948** | **(3,189,672)** | **(1,842,350)** | **(9,058)** | **(5,041,081)** | **770,867** |
| b | FY 2025-2026 Adjusted Budget | **-** | 2,982,071 | 2,806,466 | 17,395,067 | - | 2,353,587 | **25,537,191** | **(6,249,880)** | **(13,612,972)** | **(105,000)** | **(19,967,852)** | **19,182,311** |
| c | Variance | - | 2,004,651 | 2,506,552 | 12,877,659 | - | 2,336,381 | **19,725,243** | **(3,060,208)** | **(11,770,622)** | **(95,942)** | **(14,926,771)** | **4,798,472** |

* **Prudent Reserve Balance** **1,018,338**

* WIC Section 5847 (a)(7) - Establishment & maintenance of a prudent reserve to ensure the county continues to be able to serve during years in which revenues for the Mental Health Services Fund are below recent averages adjusted by changes in the state population and the California Consumer Price Index

# Behavioral Health and Recovery Services
# Substance Use Disorder Treatment (SUDT) FY 2025-2026
# Budget Summary
# Year-to-Date as of February 18, 2026

| | Program | FY 25-26 Approved Budget | Expenditures | | | | | | Revenue | | | | | Total Net Cost |
|---|---|---|---|---|---|---|---|---|---|---|---|---|---|---|
| | | | Salaries & Benefits | Services and Supplies | Other Charges | Fixed Assets | Operating Transfers | Total Expenditures | SABG AND FDMC | 2011 Realignment | Partnership | Other | Total Revenue | |
| 1 | SUDT Overhead | (24,613,410) | - | 32 | 583,942 | - | - | 583,974 | (4,184,052) | - | (407,183) | (121,904) | (4,713,140) | (4,129,166) |
| 2 | County Wide Services - SU0035 | 23,456,465 | - | 11,011 | - | - | - | 11,011 | - | - | - | - | - | 11,011 |
| 4 | Ukiah Adult Treatment Services - SU0100 | (40) | 255,097 | 32,021 | - | - | - | 287,118 | - | - | - | (25,678) | (25,678) | 261,440 |
| 5 | Drug Court Services - SU0105 | - | 59,285 | 19 | - | - | - | 59,304 | - | - | - | (3,207) | (3,207) | 56,097 |
| 6 | Women in Need of Drug Free Opportunities - SU0125 | - | 31,610 | 1,697 | - | - | - | 33,307 | - | - | - | - | - | 33,307 |
| 7 | Family Drug Court - SU0127 | - | 61,422 | 1,018 | - | - | - | 62,440 | - | - | - | - | - | 62,440 |
| 8 | Friday Night Live - SU0158 | - | - | - | - | - | - | - | - | - | - | - | - | - |
| 9 | Willits Adult Services - SU0200 | - | 91,377 | 6,066 | - | - | - | 97,444 | - | - | - | - | - | 97,444 |
| 10 | Fort Bragg Adult Services - SU0300 | - | 89,214 | 14,077 | - | - | - | 103,291 | - | - | - | - | - | 103,291 |
| 11 | Administration - SUADMN | 1,156,983 | 345,448 | 38,559 | - | - | - | 384,007 | - | - | - | (7,788) | (7,788) | 376,219 |
| 12 | Adolescent Services - SUADOL | - | 81,904 | 1,348 | - | - | - | 83,252 | - | - | - | (2,126) | (2,126) | 81,126 |
| 14 | COSSAAP - SUCOSP | - | 4,792 | 2,280 | - | - | - | 7,073 | - | - | - | (20,463) | (20,463) | (13,390) |
| 15 | SUGRNT | 2 | 56,326 | 32,523 | - | - | - | 88,848 | - | - | - | (228,613) | (228,613) | (139,764) |
| 16 | Prevention Services - SUPREV | - | 49,539 | 4,766 | - | - | - | 54,306 | - | - | - | - | - | 54,306 |
| a | Total YTD Expenditures & Revenue | - | 1,126,014 | 145,417 | 583,942 | - | - | 1,855,373 | (4,184,052) | - | (407,183) | (409,779) | (5,001,014) | (3,145,641) |
| b | FY 2025-2026 Adjusted Budget | - | 2,315,604 | 24,222,107 | 2,972,534 | - | - | 29,510,245 | (23,731,583) | - | (478,768) | (5,299,894) | (29,510,245) | - |
| c | Variance | - | 1,189,590 | 24,076,690 | 2,388,592 | - | - | 27,654,872 | (19,547,531) | - | (71,585) | (4,890,115) | (24,509,231) | 3,145,641 |

# Timeliness Charts and Graphs

1.

QI Work Plan 2.1

| Length of Time from Initial Request to first offered Appt. - Mean<br>BPSA - MHP Standard or Goal - 10 Business Days - 90% | All Services | Adult Services | Children's Services | Foster Care |
|---|---|---|---|---|
| **24/25 Avg.** | **5** | **5** | **6** | **3** |
| Jan-25 | 9 | 7 | 11 | 10 |
| Feb-25 | 3 | 4 | 3 | N/A |
| Mar-25 | 4 | 5 | 4 | 7 |
| Apr-25 | 4 | 4 | 4 | 2 |
| May-25 | 4 | 3 | 5 | N/A |
| Jun-25 | 4 | 3.2 | 3.9 | 1 |
| Jul-25 | 3.43 | 3.4 | 3.5 | N/A |
| Aug-25 | 3.8 | 3.5 | 4.3 | N/A |
| Sep-25 | 3.69 | 2.81 | 4.83 | 4.3 |
| Oct-25 | 3.92 | 3.42 | 4.66 | 4 |
| Nov-25 | 4.16 | 3.22 | 5.08 | 11.7 |
| Dec-25 | 4.12 | 3.84 | 4.55 | 1.8 |
| **12 Mo. Avg.** | 4 | 4 | 5 | 5 |

| Length of Time from Initial Request to first offered Appt. - Median<br>BPSA - MHP Standard or Goal - 10 Business Days - 90% | All Services | Adult Services | Children's Services | Foster Care |
|---|---|---|---|---|
| **24/25 Avg.** | **4** | **4** | **4** | **3** |
| Jan-25 | 8 | 5 | 9 | 10 |
| Feb-25 | 2 | 2 | 2 | N/A |
| Mar-25 | 3 | 2 | 3 | 9 |
| Apr-25 | 3 | 3 | 2 | 2 |
| May-25 | 2 | 2 | 4 | N/A |
| Jun-25 | 2 | 5 | 3 | 1 |
| Jul-25 | 3 | 3 | 3 | N/A |
| Aug-25 | 2 | 2 | 3 | N/A |
| Sep-25 | 3 | 2 | 5 | 3 |
| Oct-25 | 3 | 2 | 3 | 4 |
| Nov-25 | 4 | 3 | 5 | 11 |
| Dec-25 | 3 | 3 | 3 | 2 |
| **12 Mo. Avg.** | 3 | 3 | 4 | 5 |

| Length of Time from Initial Request to first offered Appt.<br>BPSA - MHP Standard or Goal - 10 Business Days - 90% | All Services | Adult Services | Children's Services | Foster Care |
|---|---|---|---|---|
| **23/24 Avg.** | **91%** | **95%** | **88%** | **89%** |
| Jan-25 | 66% | 76% | 58% | 100% |
| Feb-25 | 95% | 94% | 98% | N/A |
| Mar-25 | 95% | 94% | 97% | 100% |
| Apr-25 | 96% | 97% | 95% | 100% |
| May-25 | 97% | 98% | 95% | N/A |
| Jun-25 | 96% | 98% | 94% | 100% |
| Jul-25 | 98% | 98% | 97% | N/A |
| Aug-25 | 94% | 96% | 90% | N/A |
| Sep-25 | 98% | 98% | 97% | 100% |
| Oct-25 | 96% | 100% | 89% | 100% |
| Nov-25 | 95% | 100% | 90% | 33% |
| Dec-25 | 95% | 99% | 89% | 100% |
| **12 Mo. Avg.** | 93% | 96% | 91% | 92% |

Graphs of "All Services"

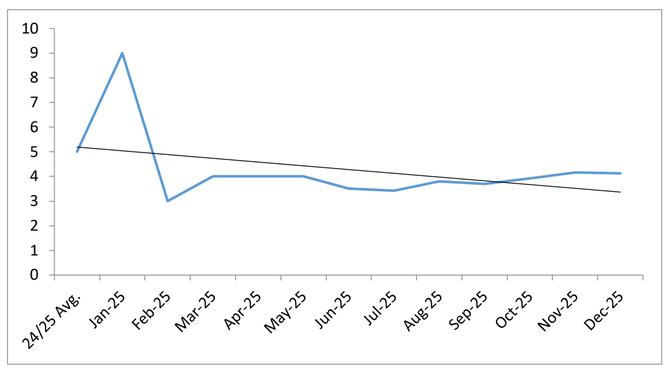


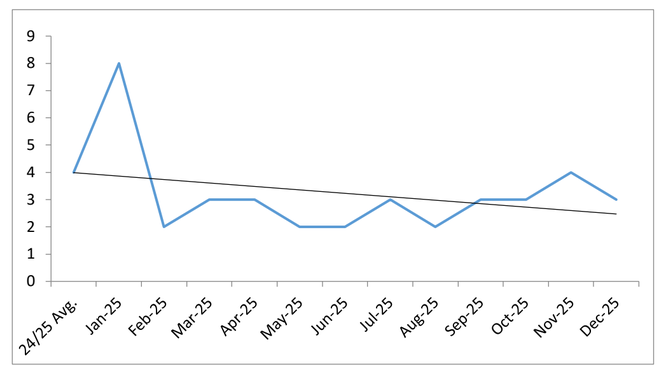


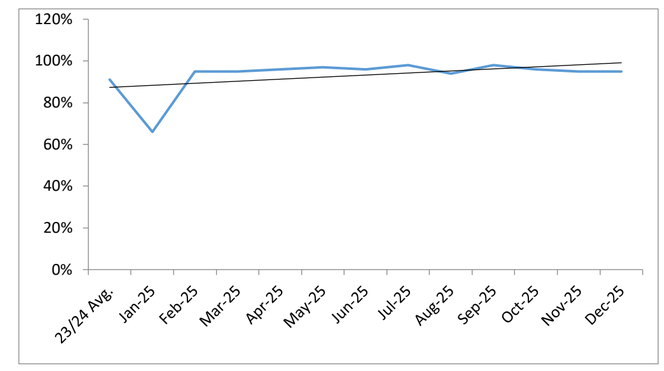


2.

QI Work Plan 2.2

| Length of Time from Initial Request to first kept Appt. - Mean<br>MHP Standard or Goal - 10 Business Days - 90% | All Services | Adult Services | Children's Services | Foster Care |
|---|---|---|---|---|
| **24/25 Avg.** | **8** | **7** | **9** | **5** |
| Jan-25 | 12 | 9 | 15 | 15 |
| Feb-25 | 15 | 14 | 17 | N/A |
| Mar-25 | 12 | 11 | 13 | 7 |
| Apr-25 | 7 | 6 | 8 | 0 |
| May-25 | 4 | 3 | 5 | 8 |
| Jun-25 | 3.6 | 3.3 | 4 | 1 |
| Jul-25 | 3.5 | 3.4 | 3.7 | N/A |
| Aug-25 | 4.1 | 3.7 | 4.7 | N/A |
| Sep-25 | 3.6 | 2.74 | 4.6 | 4.3 |
| Oct-25 | 4.2 | 3.6 | 5 | N/A |
| Nov-25 | 3.8 | 3.5 | 4 | 8 |
| Dec-25 | 3.7 | 3.82 | 3.62 | 1.75 |
| **12 Mo. Avg.** | 6 | 6 | 7 | 6 |

| Length of Time from Initial Request to first kept Appt. - Median<br>MHP Standard or Goal - 10 Business Days - 90% | All Services | Adult Services | Children's Services | Foster Care |
|---|---|---|---|---|
| **24/25 Avg.** | **8** | **8** | **9** | **5** |
| Jan-25 | 11 | 13 | 14 | 15 |
| Feb-25 | 16 | 14 | 17 | N/A |
| Mar-25 | 13 | 12 | 14 | 7 |
| Apr-25 | 6 | 6 | 9 | 0 |
| May-25 | 2 | 2 | 4 | 8 |
| Jun-25 | 3 | 2 | 3 | 1 |
| Jul-25 | 3 | 3 | 3 | N/A |
| Aug-25 | 3 | 2 | 4 | N/A |
| Sep-25 | 3 | 2 | 4.5 | 3 |
| Oct-25 | 2 | 2 | 3 | N/A |
| Nov-25 | 4 | 4 | 5 | 8 |
| Dec-25 | 3 | 3 | 3 | 2 |
| **12 Mo. Avg.** | 6 | 5 | 7 | 6 |

| Length of Time from Initial Request to first kept Appt. -<br>MHP Standard or Goal - 10 Business Days - 90% | All Services | Adult Services | Children's Services | Foster Care |
|---|---|---|---|---|
| **24/25 Avg.** | **71%** | **75%** | **65%** | **85%** |
| Jan-25 | 44% | 60% | 31% | 100% |
| Feb-25 | 27% | 36% | 15% | N/A |
| Mar-25 | 34% | 41% | 27% | 50% |
| Apr-25 | 74% | 80% | 66% | 100% |
| May-25 | 96% | 96% | 97% | 100% |
| Jun-25 | 96% | 98% | 94% | 100% |
| Jul-25 | 98% | 98% | 97% | N/A |
| Aug-25 | 91% | 93% | 87% | N/A |
| Sep-25 | 98% | 98% | 97% | 100% |
| Oct-25 | 96% | 98% | 94% | N/A |
| Nov-25 | 99% | 100% | 98% | 50% |
| Dec-25 | 96% | 97% | 95% | 100% |
| **12 Mo. Avg.** | 79% | 83% | 75% | 88% |

Graphs of "All Services"

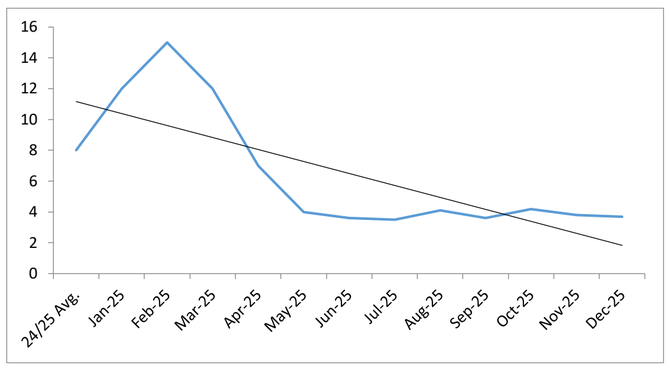


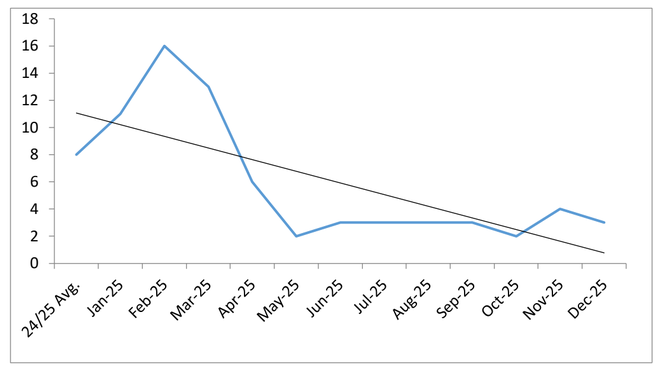


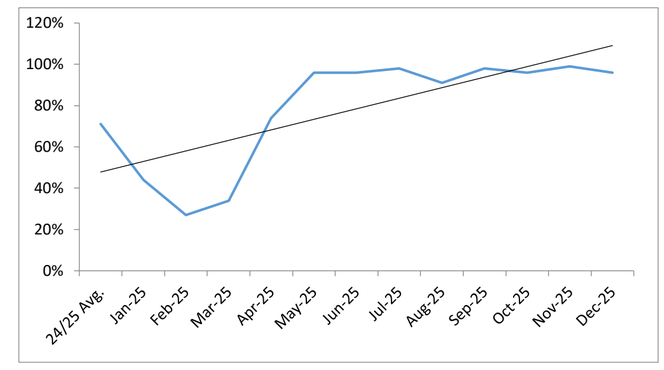

3.

QI Work Plan 2.3

| Length of Time from Initial Request to first offered Psychiatry appt. - Mean<br>MHP Standard or Goal - 15 Business Days - 90% | | | | |
|---|---|---|---|---|
| | All Services | Adult Services | Children's Services | Foster Care |
| **24/25 Avg.** | **7** | **7** | **8** | **6** |
| Jan-25 | 9 | 9 | n/a | n/a |
| Feb-25 | 10 | 11 | 9 | n/a |
| Mar-25 | 5 | 5 | 6 | n/a |
| Apr-25 | 6 | 6 | 13 | n/a |
| May-25 | 7 | 7 | 8 | n/a |
| Jun-25 | 6.1 | 6.1 | n/a | n/a |
| Jul-25 | 6.2 | 5.7 | 8.5 | n/a |
| Aug-25 | 8.8 | 8.5 | 13 | n/a |
| Sep-25 | 5.8 | 6.1 | 5 | n/a |
| Oct-25 | 7 | 7.2 | 6.5 | n/a |
| Nov-25 | 9.1 | 9.4 | 6 | n/a |
| Dec-25 | 7.7 | 6.8 | 15.5 | n/a |
| **12 Mo. Avg.** | 7 | 7 | 9 | #DIV/0! |

| Length of Time from Initial Request to first offered Psychiatry Appt. - Median<br>MHP Standard or Goal - 15 Business Days - 90% | | | | |
|---|---|---|---|---|
| | All Services | Adult Services | Children's Services | Foster Care |
| **24/25 Avg.** | **6** | **6** | **6** | **6** |
| Jan-25 | 7 | 7 | n/a | n/a |
| Feb-25 | 10 | 10 | 9 | n/a |
| Mar-25 | 4 | 4 | 5 | n/a |
| Apr-25 | 6 | 5 | 1 | n/a |
| May-25 | 7 | 6 | 8 | n/a |
| Jun-25 | 7 | 7 | n/a | n/a |
| Jul-25 | 6 | 5 | 9 | n/a |
| Aug-25 | 9 | 9 | 13 | n/a |
| Sep-25 | 5 | 5 | 4.5 | n/a |
| Oct-25 | 8 | 8 | 5.5 | n/a |
| Nov-25 | 7.5 | 9 | 6 | n/a |
| Dec-25 | 7.5 | 6.5 | 15.5 | n/a |
| **12 Mo. Avg.** | 7 | 7 | 8 | #DIV/0! |

| Length of Time from Initial Request to first offered Psychiatry Appt. -<br>MHP Standard or Goal - 15 Business Days - 90% | | | | |
|---|---|---|---|---|
| | All Services | Adult Services | Children's Services | Foster Care |
| **24/25 Avg.** | **96%** | **96%** | **100%** | **100%** |
| Jan-25 | 100% | 100% | n/a | n/a |
| Feb-25 | 95% | 93% | 100% | n/a |
| Mar-25 | 100% | 100% | 100% | n/a |
| Apr-25 | 100% | 100% | 100% | n/a |
| May-25 | 100% | 100% | 100% | n/a |
| Jun-25 | 100% | 100% | n/a | n/a |
| Jul-25 | 100% | 100% | 100% | n/a |
| Aug-25 | 100% | 100% | 100% | n/a |
| Sep-25 | 100% | 100% | 100% | 100% |
| Oct-25 | 100% | 100% | 100% | n/a |
| Nov-25 | 86% | 85% | 100% | n/a |
| Dec-25 | 94% | 100% | 50% | n/a |
| **12 Mo. Avg.** | 98% | 98% | 95% | 100% |

Graphs of "All Services"

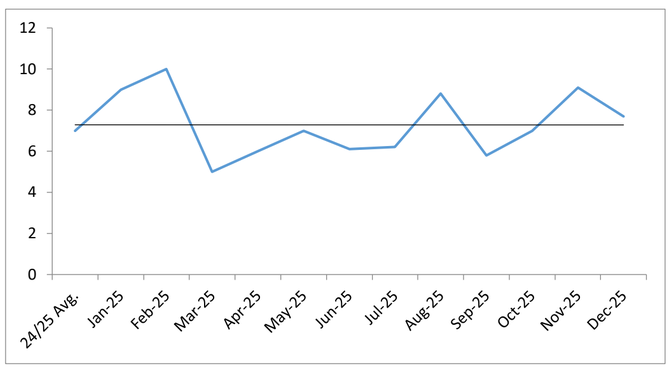


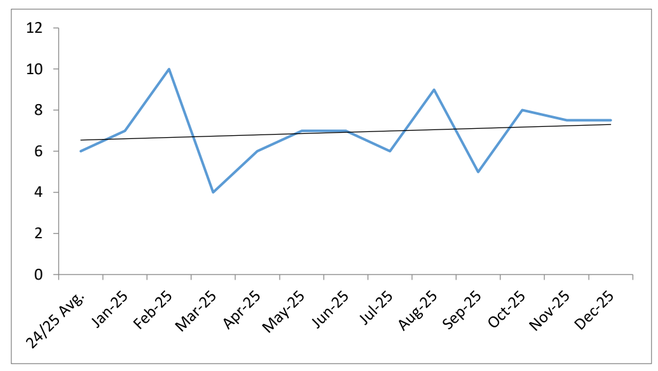


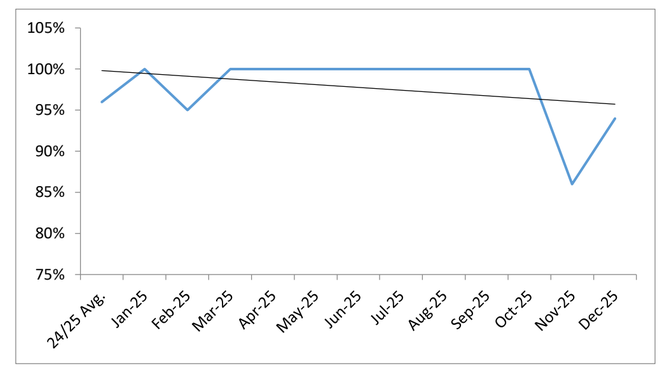


4.

QI Work Plan 2.4

| Length of Time from Initial Request to first kept Psychiatry appt. - Mean<br>MHP Standard or Goal - 15 Business Days - 90% | | | | |
|---|---|---|---|---|
| | All Services | Adult Services | Children's Services | Foster Care |
| **24/25 Avg.** | **7** | **7** | **8** | **5** |
| Jan-25 | 12 | 12 | N/A | N/A |
| Feb-25 | 4 | 4 | 4 | 2 |
| Mar-25 | 7 | 6 | 10 | N/A |
| Apr-25 | 7 | 7 | 15 | N/A |
| May-25 | 8 | 8 | 8 | N/A |
| Jun-25 | 7.4 | 7.1 | N/A | N/A |
| Jul-25 | 5.7 | 5.2 | 8 | N/A |
| Aug-25 | 7.8 | 7.4 | 13 | N/A |
| Sep-25 | 14 | 6.1 | 5.3 | N/A |
| Oct-25 | 8 | 8.2 | 7 | N/A |
| Nov-25 | 5.8 | 5.8 | 6 | N/A |
| Dec-25 | 7.2 | 7 | 10 | N/A |
| **12 Mo. Avg.** | 8 | 7 | 9 | 2 |

| Length of Time from Initial Request to first kept Psychiatry Appt. - Median<br>MHP Standard or Goal - 15 Business Days - 90% | | | | |
|---|---|---|---|---|
| | All Services | Adult Services | Children's Services | Foster Care |
| **24/25 Avg.** | **6** | **6** | **6** | **5** |
| Jan-25 | 13 | 13 | N/A | N/A |
| Feb-25 | 2 | 2 | 2 | 2 |
| Mar-25 | 6 | 4 | 10 | N/A |
| Apr-25 | 6 | 6 | 1 | N/A |
| May-25 | 7 | 8 | 7 | N/A |
| Jun-25 | 8 | 8 | N/A | N/A |
| Jul-25 | 5 | 5 | 7 | N/A |
| Aug-25 | 8 | 7 | 13 | N/A |
| Sep-25 | 7 | 8 | 5 | N/A |
| Oct-25 | 8 | 8 | 7 | N/A |
| Nov-25 | 6 | 6 | 6 | N/A |
| Dec-25 | 7 | 6 | 10 | N/A |
| **12 Mo. Avg.** | 7 | 7 | 7 | 2 |

| Length of Time from Initial Request to first kept Psychiatry Appt. -<br>MHP Standard or Goal - 15 Business Days - 90% | | | | |
|---|---|---|---|---|
| | All Services | Adult Services | Children's Services | Foster Care |
| **24/25 Avg.** | **97%** | **97%** | **98%** | **100%** |
| Jan-25 | 100% | 100% | 100% | 100% |
| Feb-25 | 96% | 95% | 100% | 100% |
| Mar-25 | 95% | 94% | 100% | N/A |
| Apr-25 | 96% | 95% | 100% | N/A |
| May-25 | 96% | 95% | 100% | N/A |
| Jun-25 | 90% | 90% | N/A | N/A |
| Jul-25 | 100% | 100% | 100% | N/A |
| Aug-25 | 100% | 100% | 100% | N/A |
| Sep-25 | 100% | 100% | 100% | 100% |
| Oct-25 | 93% | 91% | 100% | N/A |
| Nov-25 | 100% | 100% | 100% | N/A |
| Dec-25 | 93% | 92% | 100% | N/A |
| **12 Mo. Avg.** | 97% | 96% | 100% | 100% |

Graphs of "All Services"

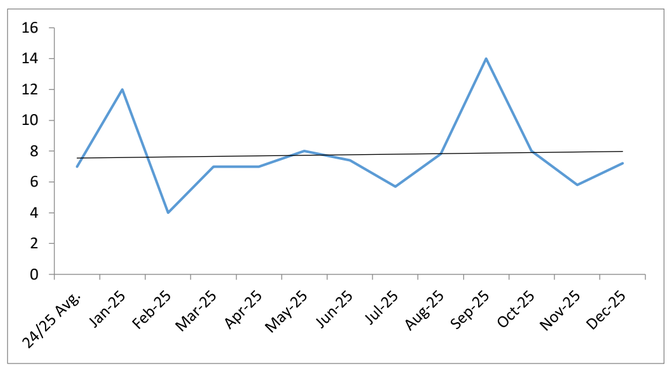


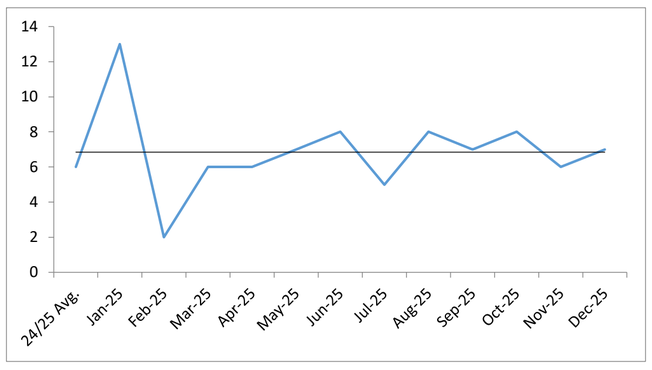


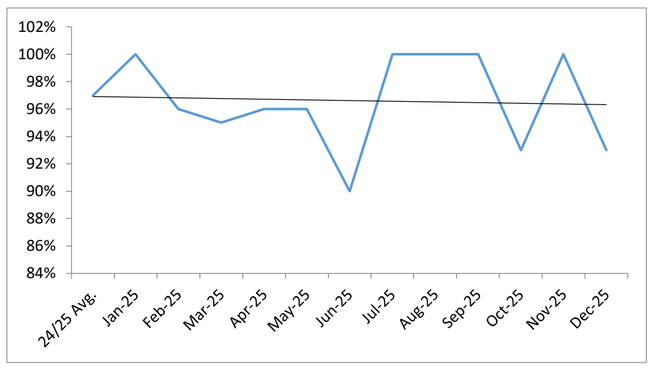

5.

QI Work Plan 2.5
Combined Bus & After Hrs

| Length of Time from Service Request for urgent Appt. to Actual Encounter<br>Mean - MHP Standard or Goal - 95% (Minutes) | | | | |
|---|---|---|---|---|
| | All Services | Adult Services | Children's Services | Foster Care |
| **24/25 Avg.** | **16** | **15** | **25** | **n/a** |
| Jan-25 | 48 | 41 | 108 | n/a |
| Feb-25 | 56 | 53 | 66 | n/a |
| Mar-25 | 7 | 7 | 9 | n/a |
| Apr-25 | 10 | 9 | 17 | n/a |
| May-25 | 7 | 6 | 12 | n/a |
| Jun-25 | 9 | 8 | 11 | n/a |
| Jul-25 | 11 | 12 | 2 | n/a |
| Aug-25 | 8.95 | 9.45 | 5.38 | n/a |
| Sep-25 | 5.09 | 5.14 | 5.09 | n/a |
| Oct-25 | 17.03 | 17.49 | 15.33 | n/a |
| Nov-25 | 14.74 | 13.45 | 20.74 | n/a |
| Dec-25 | 14.22 | 13.04 | 19.21 | n/a |
| **12 Mo. Avg.** | 17 | 16 | 24 | #DIV/0! |

| Length of Time from Service Request for urgent Appt. to Actual Encounter<br>Median - MHP Standard or Goal - 95% (Minutes) | | | | |
|---|---|---|---|---|
| | All Services | Adult Services | Children's Services | Foster Care |
| **24/25 Avg.** | **1** | **2** | **17** | **n/a** |
| Jan-25 | 7 | 6 | 115 | n/a |
| Feb-25 | 0 | 12 | 66 | n/a |
| Mar-25 | 0 | 0 | 0 | n/a |
| Apr-25 | 3 | 3 | 1 | n/a |
| May-25 | 1 | 1 | 0 | n/a |
| Jun-25 | 0 | 1 | 0 | n/a |
| Jul-25 | 1 | 2 | 0 | n/a |
| Aug-25 | 0 | 0 | 0 | n/a |
| Sep-25 | 3 | 3 | 4 | n/a |
| Oct-25 | 7.5 | 8 | 7 | n/a |
| Nov-25 | 7 | 6 | 9 | n/a |
| Dec-25 | 5.5 | 5 | 8.5 | n/a |
| **12 Mo. Avg.** | 3 | 4 | 18 | #DIV/0! |

| Length of Time from Service Request for urgent Appt. to Actual Encounter<br>Percent of CIC meeting MHP Goal: 95% w/in 1 Hr (Bus-Hrs) & 2 Hr (After-Hrs) | | | | |
|---|---|---|---|---|
| | All Services | Adult Services | Children's Services | Foster Care |
| **24/25 Avg.** | **95%** | **96%** | **91%** | **n/a** |
| Jan-25 | 81% | 84% | 50% | n/a |
| Feb-25 | 75% | 78% | 64% | n/a |
| Mar-25 | 99% | 100% | 97% | n/a |
| Apr-25 | 99% | 99% | 97% | n/a |
| May-25 | 99% | 99% | 100% | n/a |
| Jun-25 | 97% | 97% | 96% | n/a |
| Jul-25 | 96% | 96% | 100% | n/a |
| Aug-25 | 99% | 99% | 100% | n/a |
| Sep-25 | 100% | 100% | 100% | n/a |
| Oct-25 | 97% | 97% | 100% | n/a |
| Nov-25 | 96% | 96% | 96% | n/a |
| Dec-25 | 98% | 97% | 100% | n/a |
| **12 Mo. Avg.** | 95% | 95% | 92% | #DIV/0! |

Graphs of "All Services"

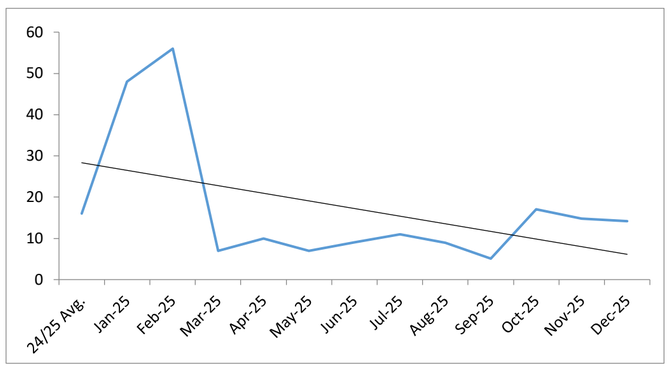


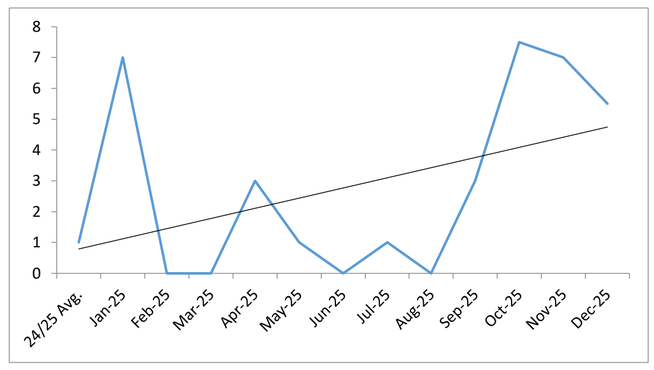


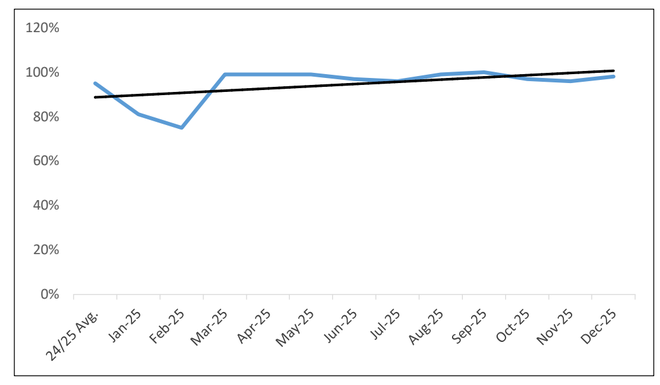


6.
QI Work Plan 2.6a & 2.6c

| Total Number of Hospital Admissions | | | | |
|---|---|---|---|---|
| | All Services | Adult Services | Children's Services | Foster Care |
| **24/25 Avg.** | **37** | **29** | **6** | **0** |
| Jan-25 | 21 | 16 | 5 | 0 |
| Feb-25 | 40 | 30 | 10 | 0 |
| Mar-25 | 26 | 20 | 6 | 0 |
| Apr-25 | 18 | 16 | 2 | 0 |
| May-25 | 23 | 0 | 0 | 0 |
| Jun-25 | 38 | 35 | 3 | 0 |
| Jul-25 | 34 | 30 | 4 | 0 |
| Aug-25 | 51 | 48 | 3 | 0 |
| Sep-25 | 34 | 27 | 7 | 0 |
| Oct-25 | 34 | 30 | 4 | 0 |
| Nov-25 | 35 | 29 | 6 | 0 |
| Dec-25 | 39 | 33 | 6 | 0 |
| **12 Mo. Avg.** | 33 | 26 | 5 | 0 |
| **12 Mo. Tota** | 393 | 314 | 56 | 0 |

| Total Number of Hospital Discharges | | | | |
|---|---|---|---|---|
| | All Services | Adult Services | Children's Services | Foster Care |
| **24/25 Avg.** | **19** | **15** | **4** | **0** |
| Jan-25 | 16 | 12 | 4 | 0 |
| Feb-25 | 23 | 15 | 8 | 0 |
| Mar-25 | 32 | 24 | 8 | 0 |
| Apr-25 | 13 | 12 | 1 | 0 |
| May-25 | 12 | 10 | 2 | 0 |
| Jun-25 | 13 | 12 | 1 | 0 |
| Jul-25 | 27 | 26 | 1 | 0 |
| Aug-25 | 28 | 27 | 1 | 0 |
| Sep-25 | 27 | 24 | 3 | 0 |
| Oct-25 | 26 | 21 | 5 | 0 |
| Nov-25 | 18 | 14 | 4 | 0 |
| Dec-25 | 24 | 19 | 5 | 0 |
| **12 Mo. Avg.** | 22 | 18 | 4 | 0 |
| **12 Mo. Tota** | 259 | 216 | 43 | 0 |

Graphs of "All Services"

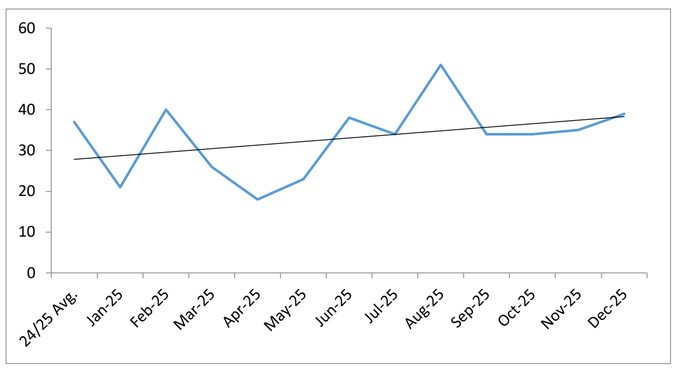


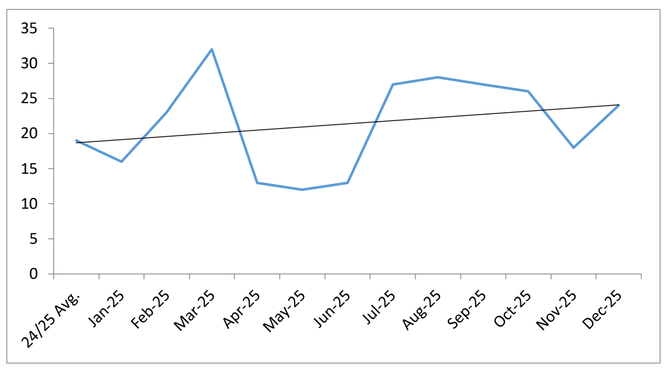

QI Work Plan 2.6b

| Timeliness of follow-up encounters post psychiatric inpatient discharge<br>Total number of Medi-Cal payor follow-up appointments | | | | |
|---|---|---|---|---|
| | All Services | Adult Services | Children's Services | Foster Care |
| **24/25 Avg.** | **10** | **8** | **2** | **0** |
| Jan-25 | 10 | 9 | 1 | 0 |
| Feb-25 | 13 | 7 | 6 | 0 |
| Mar-25 | 8 | 8 | 0 | 0 |
| Apr-25 | 3 | 2 | 1 | 0 |
| May-24 | 19 | 14 | 5 | 0 |
| Jun-25 | 9 | 8 | 1 | 0 |
| Jul-25 | 3 | 3 | 0 | 0 |
| Aug-25 | 11 | 10 | 1 | 0 |
| Sep-25 | 18 | 15 | 3 | 0 |
| Oct-25 | 13 | 10 | 3 | 0 |
| Nov-25 | 5 | 4 | 1 | 0 |
| Dec-25 | 8 | 7 | 1 | 0 |
| **12 Mo. Avg.** | 10 | 8 | 2 | 0 |
| **12 Mo. Tota** | 120 | 97 | 23 | 0 |

| Timeliness of follow-up encounters post psychiatric inpatient discharge<br>Percent of appointments meeting the within 7 day standard - Goal is 95% | | | | |
|---|---|---|---|---|
| | All Services | Adult Services | Children's Services | Foster Care |
| **24/25 Avg.** | **82%** | **83%** | **85%** | **#N/A** |
| Jan-25 | 80% | 78% | 100% | N/A |
| Feb-25 | 54% | 57% | 50% | N/A |
| Mar-25 | 63% | 63% | N/A | N/A |
| Apr-25 | 100% | 100% | 100% | N/A |
| May-24 | 100% | 100% | 100% | N/A |
| Jun-25 | 22% | 25% | 0% | N/A |
| Jul-25 | 100% | 100% | 100% | N/A |
| Aug-25 | 73% | 70% | 100% | N/A |
| Sep-25 | 83% | 87% | 64% | N/A |
| Oct-25 | 77% | 70% | 100% | N/A |
| Nov-25 | 100% | 100% | 100% | N/A |
| Dec-25 | 38% | 43% | 0% | N/A |
| **12 Mo. Avg.** | 74% | 74% | 74% | #DIV/0! |

Graphs of "All Services"

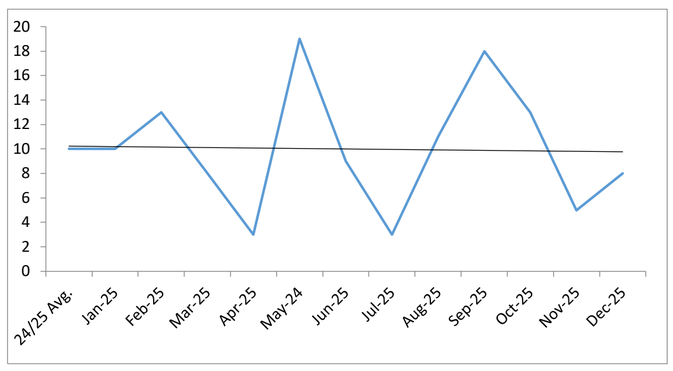


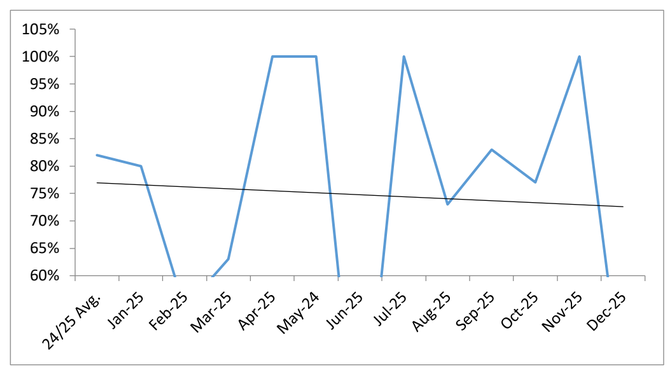


7.0

QI Work Plan 2.7

| Psychiatric Inpatient Readmission rates within 7 days<br>Total number of readmissions within 7 days of discharge | | | | |
|---|---|---|---|---|
| | All Services | Adult Services | Children's Services | Foster Care |
| **24/25 Avg.** | **2** | **2** | **0** | **0** |
| Jan-25 | 3 | 3 | 0 | 0 |
| Feb-25 | 2 | 2 | 0 | 0 |
| Mar-25 | 4 | 2 | 2 | 0 |
| Apr-25 | 0 | 0 | 0 | 0 |
| May-25 | 1 | 1 | 0 | 0 |
| Jun-25 | 1 | 1 | 0 | 0 |
| Jul-25 | 0 | 0 | 0 | n/a |
| Aug-25 | 1 | 1 | 0 | 0 |
| Sep-25 | 2 | 2 | 0 | 0 |
| Oct-25 | 2 | 2 | 0 | 0 |
| Nov-25 | 0 | 0 | 0 | 0 |
| Dec-25 | 1 | 1 | 0 | 0 |
| **12 Mo. Avg.** | 1 | 1 | 0 | 0 |
| Total | 17 | 15 | 2 | 0 |

| Psychiatric Inpatient Readmission rates within 7 days<br>Readmission Rate - Goal is 10% or less within 7 days | | | | |
|---|---|---|---|---|
| | All Services | Adult Services | Children's Services | Foster Care |
| **24/25 Avg.** | **11%** | **12%** | **5%** | **0%** |
| Jan-25 | 19% | 25% | 0% | n/a |
| Feb-25 | 9% | 13% | 0% | n/a |
| Mar-25 | 13% | 8% | 25% | n/a |
| Apr-25 | 0% | 0% | 0% | n/a |
| May-25 | 8% | 10% | 0% | n/a |
| Jun-25 | 8% | 8% | 0% | n/a |
| Jul-25 | 0% | 0% | 0% | n/a |
| Aug-25 | 4% | 4% | 0% | n/a |
| Sep-25 | 7% | 8% | 0% | 0% |
| Oct-25 | 8% | 10% | 0% | n/a |
| Nov-25 | 0% | 0% | 0% | n/a |
| Dec-25 | 4% | 5% | 0% | n/a |
| **12 Mo. Avg.** | 7% | 8% | 2% | 0% |

Graphs of "All Services"

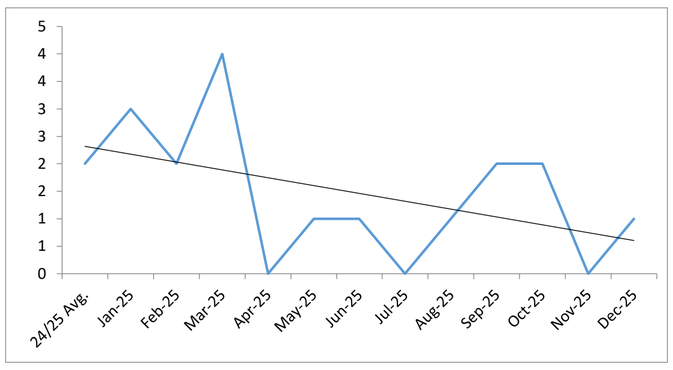


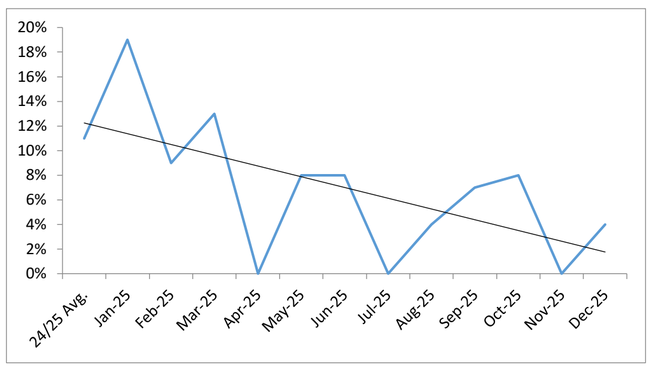

| Psychiatric Inpatient Readmission rates within 8-30 days<br>Total number of readmissions within 8-30 days | | | | |
|---|---|---|---|---|
| | All Services | Adult Services | Children's Services | Foster Care |
| **24/25 Avg.** | **1** | **1** | **0** | **0** |
| Jan-25 | 0 | 0 | 0 | 0 |
| Feb-25 | 0 | 0 | 0 | 0 |
| Mar-25 | 2 | 2 | 0 | 0 |
| Apr-25 | 0 | 0 | 0 | 0 |
| May-25 | 0 | 0 | 0 | 0 |
| Jun-25 | 0 | 0 | 0 | 0 |
| Jul-25 | 1 | 1 | 0 | N/A |
| Aug-25 | 2 | 2 | 0 | 0 |
| Sep-25 | 4 | 4 | 0 | 0 |
| Oct-25 | 1 | 1 | 0 | 0 |
| Nov-25 | 1 | 1 | 0 | 0 |
| Dec-25 | 1 | 1 | 0 | 0 |
| **12 Mo. Avg.** | 1 | 1 | 0 | 0 |
| Total | 12 | 12 | 0 | 0 |

| Psychiatric Inpatient Readmission rates within 8-30 days<br>Readmission Rate - Goal is 10% or less within 8-30 days | | | | |
|---|---|---|---|---|
| | All Services | Adult Services | Children's Services | Foster Care |
| **24/25 Avg.** | **4%** | **4%** | **4%** | **0%** |
| Jan-24 | 0% | 0% | 0% | N/A |
| Feb-25 | 0% | 0% | 0% | N/A |
| Mar-25 | 6% | 8% | 0% | |
| Apr-25 | 0% | 0% | 0% | N/A |
| May-25 | 0% | 0% | 0% | N/A |
| Jun-25 | 0% | 0% | 0% | N/A |
| Jul-25 | 5% | 5% | 0% | N/A |
| Aug-25 | 10% | 11% | 0% | N/A |
| Sep-25 | 15% | 17% | 0% | 0 |
| Oct-25 | 4% | 5% | 0% | N/A |
| Nov-25 | 8% | 11% | 0% | N/A |
| Dec-25 | 4% | 5% | 0% | N/A |
| **12 Mo. Avg.** | 4% | 5% | 0% | 0% |

Graphs of "All Services"

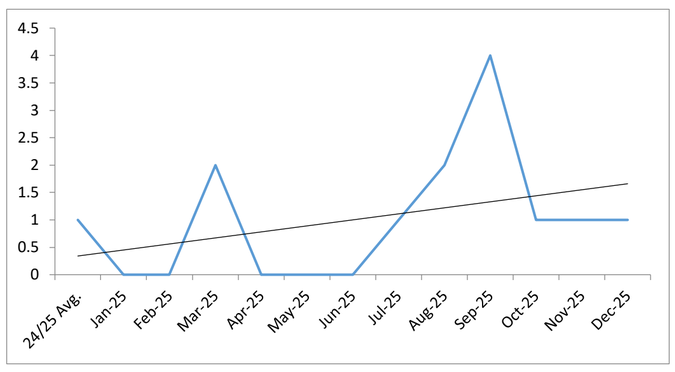


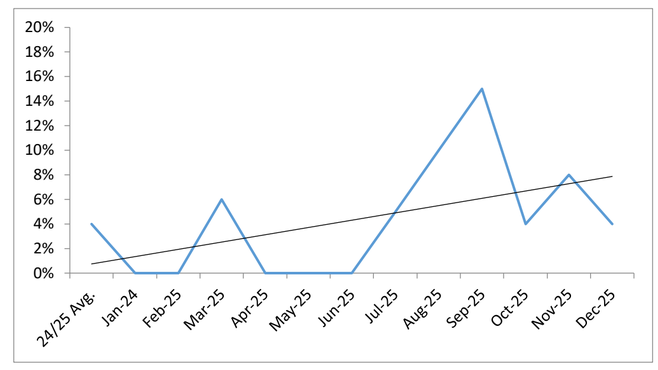


8.0

QI Work Plan 3.1

| Average Psychiatric Patient No-Show Rates<br>MHP Standard for Psychiatrists - No Higher than 10% | | | | |
|---|---|---|---|---|
| | All Services | Adult Services | Children's Services | Foster Care |
| **24/25 Avg.** | **13%** | **12%** | **29%** | **0%** |
| Jan-25 | 0% | 0% | N/A | N/A |
| Feb-25 | 20% | 21% | 17% | N/A |
| Mar-25 | 5% | 6% | 0% | N/A |
| Apr-25 | 7% | 4% | 50% | N/A |
| May-25 | 16% | 13% | 25% | 0% |
| Jun-25 | 29% | 29% | N/A | N/A |
| Jul-25 | 0% | 0% | 0% | N/A |
| Aug-25 | 0% | 0% | 0% | 0% |
| Sep-25 | 26% | 27% | 25% | 0% |
| Oct-25 | 3% | 4% | 0% | N/A |
| Nov-25 | 7% | 8% | 0% | N/A |
| Dec-25 | 0% | 0% | 0% | N/A |
| **12 Mo. Avg.** | 9% | 9% | 12% | 0% |

| Average Clinicians other than Psychiatrists Patient No-Show Rates<br>MHP Standard for Clinicians other than Psychiatrists - No Higher than 10% | | | | |
|---|---|---|---|---|
| | All Services | Adult Services | Children's Services | Foster Care |
| **24/25 Avg.** | **7%** | **8%** | **3%** | **0%** |
| Jan-25 | 4% | 5% | 3% | N/A |
| Feb-25 | 5% | 9% | 0% | N/A |
| Mar-25 | 0% | 0% | 0% | N/A |
| Apr-25 | 16% | 20% | 9% | N/A |
| May-25 | 4% | 7% | 0% | 0% |
| Jun-25 | 0% | 0% | 0% | 0% |
| Jul-25 | 0% | 0% | 0% | N/A |
| Aug-25 | 0% | 0% | 0% | 0% |
| Sep-25 | 8% | 9% | 6% | 0% |
| Oct-25 | 14% | 11% | 18% | N/A |
| Nov-25 | 9% | 7% | 11% | N/A |
| Dec-25 | 0% | 0% | 0% | N/A |
| **12 Mo. Avg.** | 5% | 6% | 4% | 0% |
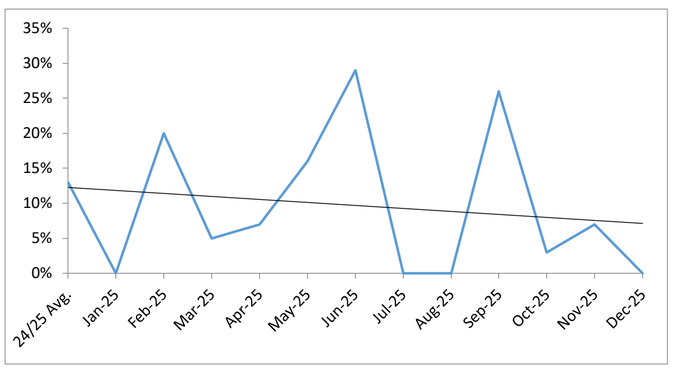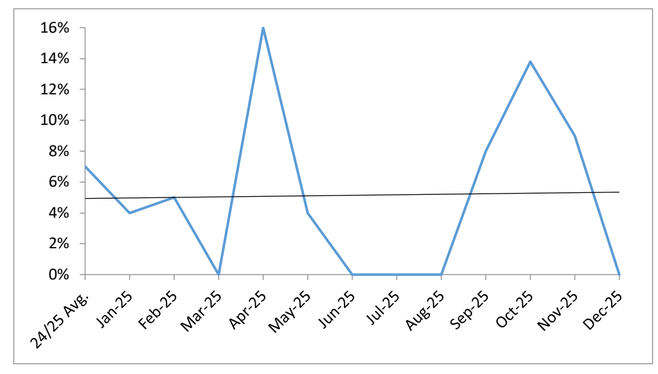
Graphs of "All Services"