MENDOCINO COUNTY BEHAVIORAL HEALTH ADVISORY BOARD

REGULAR MEETING

AGENDA

May 28, 2025
10:00 AM – 12:00 PM

Location: Preston Hall, Mendocino Presbyterian Church,
44831 Main St., Mendocino, CA 95460

Chairperson
Jo Bradley

Vice Chair
Mo Mulheren

Secretary/Treasurer
Jenniffer Estevo

BOS Supervisor
Mo Mulheren

MEMBERSHIP:

ANTHONY BAROZA, *25 YRS AND UNDER*
JO BRADLEY, *5TH DISTRICT*
MARK DONEGAN, *VETERAN*
JENNIFER ESTEVO, *2ND DISTRICT*
DENISE GORNY, *1ST DISTRICT*
PERRI KALLER, *3RD DISTRICT*
TIM BOSMA, *4TH DISTRICT*
MARTIN MARTINEZ, *5TH DISTRICT*
JEFF SHIPP, *3RD DISTRICT*
GINA DANNER, *LOCAL EDUCATION AGENCY*

OUR MISSION: *To be committed to consumers, their families, and the delivery of quality care with the goals of recovery, human dignity, and the opportunity for individuals to meet their full potential."*

	Agenda Item / Description	Action
1. **3 minutes**	**Call to Order, Roll Call, Quorum Notice, & Approve Agenda:** *Review and Possible Action.*	Board Action:
2. **10 minutes (Maximum)**	**Public Comments:** *Members of the public wishing to comment on the BHAB will be recognized now. Any additional comments can be provided through email to bhboard@mendocinocounty.gov*	Board Action:
3. **5 minutes**	**Approval of Minutes from the April 23, 2025, BHAB Regular Meeting:** *Review and Possible Action.*	Board Action:
4. **20 minutes**	**Board & Committee Reports:** *Discussion and Possible Action* A. Chair – *Jo Bradley* - Measure B - Presentation of Plaque of Appreciation for Flinda Behringer B. Vice Chair – *Mo Mulheren* C. Secretary/Treasurer – *Jenniffer Estevo* D. Appreciation Committee – *Member Martinez*	Board Action:

5. **15 minutes**	**Ukiah Recovery Center / Ford Street Project –** *Jacque Williams, Executive Director* A. Program Highlights & Updates	Board Action:
6. **15 minutes**	**Mendocino County Substance Use Disorders Treatment –** *Jill Ales, Program Manger* B. Program Highlights & Updates	Board Action:
7. **35 minutes**	**Mendocino County Report –** *Jenine Miller, Director of Health Services* A. Director Report Questions B. Federal Updates C. Legislative Updates D. County Behavioral Health Contracts	Board Action:
8. **3 Minutes**	**Member Comments:**	Board Action:
9. **2 minutes**	**Adjournment:**	Board Action:

AMERICANS WITH DISABLITIES ACT (ADA) COMPLIANCE

The Mendocino County Behavioral Health Advisory Board complies with ADA requirements and upon request will attempt to reasonably accommodate individuals with disabilities by making meeting material available in appropriate alternative formats (pursuant to Government Code Section 54953.2). Anyone requiring reasonable accommodations to participate in the meeting should contact the Mendocino County Behavioral Health Administrative Office by calling (707) 472-2355 at least five days prior to the meeting.

BHAB CONTACT INFORMATION:

PHONE: (707) 472-2355 | FAX: (707) 472-2788

EMAIL THE BOARD: bhboard@mendocinocounty.gov **| WEBSITE:** www.mendocinocounty.gov/bhab

MENDOCINO COUNTY BEHAVIORAL HEALTH ADVISORY BOARD

REGULAR MEETING

MINUTES

April 23, 2025
1:00 PM – 3:00 PM

Location: Behavioral Health & Recovery Services, Conference Room 1, 1120 S. Dora Street, Ukiah, CA 95482

Chairperson
Jo Bradley

Vice Chair
Mo Mulheren

Secretary/Treasurer
Jenniffer Estevo

BOS Supervisor
Mo Mulheren

MEMBERSHIP:

ANTHONY BAROZA, *25 YRS AND UNDER*
JO BRADLEY, *5TH DISTRICT*
MARK DONEGAN, *VETERAN*
JENNIFER ESTEVO, *2ND DISTRICT*
DENISE GORNY, *1ST DISTRICT*
PERRI KALLER, *3RD DISTRICT*
TIM BOSMA, *4TH DISTRICT*
MARTIN MARTINEZ, *5TH DISTRICT*
JEFF SHIPP, *3RD DISTRICT*
GINA DANNER, *LOCAL EDUCATION AGENCY*

OUR MISSION: *To be committed to consumers, their families, and the delivery of quality care with the goals of recovery, human dignity, and the opportunity for individuals to meet their full potential."*

	Agenda Item / Description	Action
1. **3 minutes**	**Call to Order, Roll Call, Quorum Notice, & Approve Agenda:** *Review and Possible Action.* • Chair Bradley called the meeting to order at 1:06 pm • Members present: Member Bosma, Member Estevo, Member Miller, Chair Bradley, Member Danner, Member Martinez, Additional Members Present at 1:17 pm: Member Kaller, Member Donegan • Members excused: Member Boroza • Members not present: Member Shipp • Director Jenine Miller was present • Supervisors Mulheren and Norvell not present • Motion made by Member Member Danner, seconded by Member Gorny to approve the Agenda. Motion was voted on and approved unanimously.	Board Action: Approved
2. **10 minutes (Maximum)**	**Public Comments:** *Members of the public wishing to comment on the BHAB will be recognized now. Any additional comments can be provided through email to bhboard@mendocinocounty.gov*	Board Action:

	• Brian Erickson, Tapestry Family Services spoke about the HEAR US Program. The program's funding ended abruptly at the end of March. He shared a report about the program to highlight the work that has been done. He highlighted two staff members. • Trilby Kerrigan described the work that was done for people in underserved communities (particularly in Tribal communities) to destigmatize mental health services. Support groups, art groups, peer-to-peer groups were created in these communities. • Jessica Sherosick-Dragovic spoke about how the program was instrumental in providing mental health services in the Tribal communities. • The new Tapestry office in Ft. Bragg has quickly gotten busy serving many people in diverse communities. • Member Martinez suggested the board write a letter of support for Tapestry. Brian will submit a request for a letter via email • Motion made by Member Martinez for Chair Bradley to write a letter supporting Tapestry, stressing the need of, and support of, a continuation of the services that Tapestry and the HEAR US program has provided. Seconded by Member Estevo, board voted unanimously to approve. • Victoria Kelly, Redwood Community Services spoke about Child Abuse prevention month: Pinwheel gardens outside a lot of business, flyers, notices around communities for awareness • SUDs front: Participating with CADP (California Alcohol & Drug Professionals) on how to build capacity and break down barriers to resources. Unique challenges in rural communities, including loss of insurance or prohibitive costs of policies. • Two events coming up: Ukiah event: Understanding the Crisis Experience with a special guest, Ashley Rhodes-Courter, author and child welfare advocate, May 5 at 9 am. Willits event: a play, *Serenity House*, at Willits Community Theatre on Thursday, May 15 at 2 pm.	Approved
3. **5 minutes**	**Approval of Minutes from the March 19, 2025, BHAB Regular Meeting:** *Review and Possible Action.* - Motion made by Member Danner, seconded by Member Gorny to approve March 19, 2025, Minutes. Motion was voted on and approved unanimously.	Board Action: Approved
4. **15 minutes**	**Board & Committee Reports:** *Discussion and Possible Action* A. Chair – *Jo Bradley* - May 28, 2025, Meeting confirmed for May 28 at Preston Hall, same as Measure B meeting location. Chair Bradley asked for suggestions regarding other potential locations on the coast for future meetings. - Specialty Meeting – Member Danner made a motion for the board to create a special meeting for strategic planning in order to create ad hoc meetings, seconded by Member Donegan, board voted approved unanimously.	Board Action:

	- Doodle poll will be sent to members to find a meeting time/place (possibly Ft. Bragg at Harvest Market) for the strategic planning meeting.
	- Measure B Update
	  o None
	- Advertising of Meetings Scheduled in Outlying/Coastal Areas
	  o None
	B. Vice Chair – *Mo Mulheren*
	- None
	
	C. Secretary/Treasurer – *Jenniffer Estevo*
	- None
	D. Appreciation Committee – *Member Martinez*
	- Plaques have been ordered to honor past board members Lois and Flinda and will be presented to them when they are ready and the recipients can attend.
		Approved

5. **45 minutes**	**Mendocino County Report –** *Jenine Miller, Director of Health Services* A. Director Report Questions - Member Miller has been meeting with health partners to coordinate care and work together to create positive outcomes for clients. Developed an MOU and a webpage called "Good to Know Mendo." Goodtoknowmendo.com provides info and access to all health partners the clients may need. B. Federal Updates - Discussed several of the proposed changes happening at the State and Federal level. C. County Behavioral Health Contracts - Provided list and reviewed for all proposed contracts for FY 25/26. Contracts above $50K need to go before the board for approval. D. Consumer Mental Health Plan surveys included in the report.	Board Action: Approved
6. **3 Minutes**	**Member Comments:** - Member Donegan took the state Advisory Board training. He talked about some of the items he learned about leading and being on a board. Further discussion continued about what kinds of ad hoc committees that would be helpful in guiding the board's goals.	Board Action:
7. **2 minutes**	**Adjournment:** 3:04 pm	Board Action:

AMERICANS WITH DISABLITIES ACT (ADA) COMPLIANCE

The Mendocino County Behavioral Health Advisory Board complies with ADA requirements and upon request will attempt to reasonably accommodate individuals with disabilities by making meeting material available in appropriate alternative formats (pursuant to Government Code Section 54953.2). Anyone requiring reasonable accommodations to participate in the meeting should contact the Mendocino County Behavioral Health Administrative Office by calling (707) 472-2355 at least five days prior to the meeting.

BHAB CONTACT INFORMATION:

PHONE: (707) 472-2355 | FAX: (707) 472-2788

EMAIL THE BOARD: bhboard@mendocinocounty.gov | **WEBSITE:** www.mendocinocounty.gov/bhab

Behavioral Health and Recovery Services
Mental Health FY 2024-2025
Budget Summary
Year-to-Date as of May 7, 2025, 2025

	Program	FY 24-25 Approved Budget	Expenditures						Revenue					Total Net Cost
			Salaries & Benefits	Services & Supplies	Other Charges	Fixed Assets	Operating Transfers	Total Expenditures	2011 Realignment	1991 Realignment	Medi-Cal FFP	Other	Total Revenue	
1	Mental Health (Overhead)	(7,220,987)	-	581,184	12,106,189	-	-	12,687,373	-	(21,532)	(10,648,759)	(5,012,359)	(15,682,650)	(2,995,276)
2	Administration - MHAD75	1,042,476	646,272	79,557	-	-	-	725,830	-	-	-	(48,392)	(48,392)	677,437
4	MHARPA	-	5,552	5,608	-	-	-	11,160	-	-	-	(1,822)	(1,822)	9,338
5	CalWORKs - MHAS32	-	247	-	-	-	-	247	-	-	-	(309)	(309)	(62)
6	Mobile Outreach Program - MHAS33	-	3,018	103	-	-	-	3,121	-	-	-	-	-	3,121
7	Adult Services - MHAS75	12,200	62,385	3,115	-	-	-	65,500	-	-	-	(605)	(605)	64,895
8	Path Grant - MHAS91	-	-	30,930	-	-	-	30,930	-	-	-	(14,301)	(14,301)	16,629
9	SAMHSA Grant - MHAS92	-	-	142,136	-	-	-	142,136	-	-	-	(89,558)	(89,558)	52,578
10	Mental Health Board - MHB	7,560	-	1,489	-	-	-	1,489	-	-	-	-	-	1,489
11	CCMU -BCHIP - MHBCMU	-	66,930	74,648	-	77,286	-	218,864	-	-	-	(287,120)	(287,120)	(68,256)
12	Business Services - MHBS75	931,860	825,226	80,031	-	-	-	905,258	-	-	-	(10,843)	(10,843)	894,414
13	MHCALA - Cal-Aim	-	-	-	-	-	-	-	-	-	-	-	-	-
14	CCMU Grant - CCRRSAA Funds	-	317,580	-	-	-	-	317,580	-	-	-	-	-	317,580
15	MH Grant (Other)	-	69,950	6,548	-	-	-	76,498	-	-	-	-	-	76,498
16	AB109 - MHMS70	(21,989)	112,096	92	-	-	-	112,188	-	-	-	(101,687)	(101,687)	10,501
17	Conservatorship - MHMS75	2,537,033	105,431	39,152	2,800,954	-	-	2,945,537	-	-	-	(139,355)	(139,355)	2,806,181
18	Public Conservator Office - MHPC75	253,545	217,882	22,561	2,364	-	-	242,807	-	-	-	(1,908)	(1,908)	240,899
19	QA/QI - MHQA99	2,458,302	526,940	1,031,002	-	-	-	1,557,942	-	-	-	-	-	1,557,942
a	Total YTD Expenditures & Revenue	-	2,959,510	2,098,157	14,909,507	77,286	-	20,044,461	-	(21,532)	(10,648,759)	(5,708,260)	(16,378,551)	3,665,910
b	FY 2024-2025 Adjusted Budget	-	5,217,919	5,523,496	23,577,144	-	3,970,135	38,288,694	-	-	(17,824,736)	(20,463,958)	(38,288,694)	-
c	Variance	-	2,258,409	3,425,339	8,667,637	(77,286)	3,970,135	18,244,233	-	21,532	(7,175,977)	(14,755,698)	(21,910,143)	(3,665,910)

Mendocino County Behavioral Health and Recovery Services
Behavioral Health Advisory Board General Ledger
FY 24/25
5/7/2025

ORG	OBJ	ACCOUNT DESCRIPTION	YR/PER/JNL	EFF DATE	AMOUNT	INVOICE #	CHECK #	VENDOR NAME	COMMENT
MHB	862080	FOOD	2025/02/001268	08/29/2024	69.57		4398354	SAFEWAY	ACCT# 85006
MHB	862080	FOOD	2025/03/001159	09/26/2024	85.97		4399788	SAFEWAY	ACCT# 85006
MHB	862080	FOOD	2025/04/001406	10/31/2024	61.96		4401516	SAFEWAY	ACCT# 85006
MHB	862080	FOOD	2025/06/000935	12/19/2024	101.70		4403812	SAFEWAY	ACCT# 85006
		FOOD Total			**$319.20**				
MHB	862150	MEMBERSHIPS	2025/08/000914	02/27/2025	700.00	MCMH10/15/24 BHBDUES	4407421	CALBHB/C	CAL BHB/C MEMBERSHIP DUES FY 2
		MEMBERSHIPS TOTAL			**$700.00**				
MHB	862170	OFFICE EXPENSE	2025/04/000981	10/08/2024	35.78				Amazon.com Z81VW3EY2 - Purchas
MHB	862170	OFFICE EXPENSE	2025/05/000893	11/08/2024	62.29				WALMART.COM 8009256278 - Purch
		OFFICE EXPENSE Total			**$98.07**				
MHB	862190	PUBL & LEGAL NOTICES							
		PUBL & LEGAL NOTICES Total			**$0.00**				
MHB	862210	RNTS & LEASES BLD GRD	2025/04/001395	10/30/2024	45.00				BHAB 10.23.24 INV 24.25-020
MHB	862210	RNTS & LEASES BLD GRD	2025/08/000123	02/05/2025	45.00				BHAB MTG 12.18.24 INV24.25-026
MHB	862210	RNTS & LEASES BLD GRD	2025/08/001038	02/27/2025	45.00				BHAB MTG 2.26.25 INV 24.25-024
		RNTS & LEASES BLD GRD Total			**$135.00**				
MHB	862250	TRNSPRTATION & TRAVEL	2025/03/000586	09/12/2024	80.40		4398916	MARTINEZ MARTIN D	08/28/2024 IN CO MIL BHAB MTG
MHB	862250	TRNSPRTATION & TRAVEL	2025/03/000887	09/19/2024	69.01		4399311	GORNY DENISE	08/28/2024 IN CO MIL
MHB	862250	TRNSPRTATION & TRAVEL	2025/04/001174	10/24/2024	87.10		4401035	MARTINEZ MARTIN D	09/25/2024 IN CO MIL BHAB MTG
		TRNSPRTATION & TRAVEL Total			**$236.51**				
		TRAVEL & TRSP OUT OF COUNTY Total			**$0.00**				
		Grand Total			**$1,488.78**				

Summary of Budget for FY 24/25

OBJ	ACCOUNT DESCRIPTION	Budget Amount	YTD Exp	Remaining Budget
862080	Food	1,000.00	319.20	680.80
862150	Memberships	700.00	700.00	0.00
862170	Office Expense	500.00	98.07	401.93
862190	Publ & Legal Notices	0.00	0.00	0.00
862210	Rents & Leases Bld	360.00	135.00	225.00
862250	In County Travel	3,000.00	236.51	2,763.49
862253	Out of County Travel	2,000.00	0.00	2,000.00
	Total Budget	$7,560.00	$1,488.78	$6,071.22

Behavorial Health and Recovery Services
Mental Health Services Act (MHSA) FY 2024-2025
Budget Summary
Year-to-Date as of May 7, 2025

	Program	FY 24-25 Approved Budget	Expenditures						Revenue				Total Net Cost
			Salaries & Benefits	Services & Supplies	Other Charges	Fixed Assets	Operating Transfers	Total Expenditures	Revenue Prop 63	Medi-Cal FFP	Other-Revenue	Total Revenue	
1	**Community Services & Support**	(261,848)	585,915	362,335	9,110,611	370,000	2,850	**10,431,711**	(5,502,851)	(3,089,494)	(94,240)	**(8,686,585)**	**1,745,127**
2	**Prevention & Early Intervention**	1,302,360	187,764	164,982	-	-	7,996	**360,741**	(1,348,529)		(18,997)	**(1,367,526)**	**(1,006,785)**
3	**Innovation**	366,783	37,931	1,931	-	47,300	-	**87,162**	(360,599)		(5,937)	**(366,536)**	**(279,374)**
4	**Workforce Education & Training**	-	-		-	-	-	**-**	**-**		-	**-**	**-**
5	**Capital Facilities & Tech Needs**	-	-	-	-	-	-	**-**	**-**		-	**-**	**-**
a	**Total YTD Expenditures & Revenue**	**1,407,295**	811,610	529,247	9,110,611	417,300	10,846	**10,879,614**	**(7,211,979)**	**(3,089,494)**	**(119,174)**	**(10,420,647)**	**458,968**
b	**FY 2024-2025 Adjusted Budget**	**-**	1,722,283	2,961,717	6,913,006	-	980,907	**12,577,913**	**(7,096,483)**	**-**	**(5,481,430)**	**(12,577,913)**	**-**
c	**Variance**	-	910,673	2,432,470	(2,197,605)	(417,300)	970,061	**1,698,299**	**115,496**	**3,089,494**	**(5,362,256)**	**(2,157,266)**	**(458,968)**

* **Prudent Reserve Balance** **1,018,338**

* WIC Section 5847 (a)(7) - Establishment & maintenance of a prudent reserve to ensure the county continues to be able to serve during years in which revenues for the Mental Health Services Fund are below recent averages adjusted by changes in the state population and the California Consumer Price Index

Behavioral Health and Recovery Services
Substance Use Disorder Treatment (SUDT) FY 2024-2025
Budget Summary
Year-to-Date as of May 7, 2025

	Program	FY 24-25 Approved Budget	Expenditures						Revenue					Total Net Cost
			Salaries & Benefits	Services and Supplies	Other Charges	Fixed Assets	Operating Transfers	Total Expenditures	SABG AND FDMC	2011 Realignment	Medi-Cal FFP	Other	Total Revenue	
1	SUDT Overhead	(2,816,730)		68,096	1,724,484			1,792,580	(2,888,827)	-	(2,721,722)	(319,322)	(5,929,871)	(4,137,291)
2	County Wide Services - SU0035	1,350,760		22,211				22,211				-	-	22,211
4	Ukiah Adult Treatment Services - SU0100	101,199	229,364	38,556				267,920				(96,755)	(96,755)	171,164
5	Drug Court Services - SU0105	22,406	70,684	37				70,721	-			(33,984)	(33,984)	36,737
6	Women in Need of Drug Free Opportunities - SU0125	62,035	44,863	2,524				47,387	-			(21,841)	(21,841)	25,546
7	Family Drug Court - SU0127	-	185,544	1,877				187,422				(57,784)	(57,784)	129,637
8	Friday Night Live - SU0158	4,229	6,087	2,107				8,194					-	8,194
9	Willits Adult Services - SU0200	(97,309)	90,963	5,091				96,054				(31,555)	(31,555)	64,499
10	Fort Bragg Adult Services - SU0300	211,861	177,084	19,971				197,055				(2,552)	(2,552)	194,503
11	SU0MIP	-	44,264	12,709				56,973				(144,725)	(144,725)	(87,752)
11	Administration - SUADMN	1,294,938	380,593	50,385				430,978				(13,996)	(13,996)	416,982
12	Adolescent Services - SUADOL	(33,500)	128,254	2,005				130,259	(109,762)			(3,516)	(113,278)	16,981
13	SABG ARPA - SUARPA	-	33,733	19,985				53,718				(36,707)	(36,707)	17,012
14	COSSAAP - SUCOSP	-	67,319	9,954				77,273				(83,943)	(83,943)	(6,670)
15	SUGRNT	-	63,786	138,202				201,989				(153,515)	(153,515)	48,474
16	Prevention Services - SUPREV	(99,889)	103,255	3,639				106,894	(87,622)			-	(87,622)	19,272
a	tal YTD Expenditures & Revenue	-	1,625,794	397,349	1,724,484	-	-	3,747,627	(3,086,211)	-	(2,721,722)	(1,000,196)	(6,808,129)	(3,060,502)
b	FY 2024-2025 Adjusted Budget	-	2,633,262	12,626,691	-	-	-	15,259,953	(1,765,156)	(71,360)	(478,768)	(12,944,669)	(15,259,953)	-
c	Variance	-	1,007,468	12,229,342	(1,724,484)	-	-	11,512,326	1,321,055	(71,360)	2,242,954	(11,944,473)	(8,451,824)	3,060,502

- **Board of Supervisors:**

Recently passed items or presentations:

Mental Health:

May 6, 2025

- Adoption of Resolution Authorizing the Auditor Controller Treasurer Tax Collector or Designee to Process and Pay for Outstanding Invoices, Totaling the Amount of $24,421.10, From Various Psychiatric Hospitals, Clinics and Physician Offices for Mandated Services Provided to Qualified Mendocino County Mental Health Clients
- Approval of Agreement with Restpadd Health Corp. in the Amount of $700,000, to Provide Inpatient Psychiatric Services to Qualified Mendocino County Clients, Effective July 1, 2025, through June 30, 2026
- Approval of Agreement with Restpadd, Inc. in the Amount of $1,300,000, to Provide Inpatient Psychiatric Services to Qualified Mendocino County Clients, Effective July 1, 2025, through June 30, 2026
- Approval of First Amendment to BOS Agreement 24-168 with Anchor Health Management to Increase the Amount by $108,617 for a New Total Amount of $1,992,975 to Provide Specialty Mental Health Medication Management Services to Eligible Medi-Cal Beneficiaries of Mendocino County, Effective October 1, 2024, through June 30, 2025
- Approval of First Amendment to Agreement No. BOS-24-053 with Crestwood Behavioral Health, Inc. in the Amount of $80,000 for a New Agreement Total of $680,000, to Provide Residential Care to Mendocino County Lanterman-Petris-Short Clients, Effective July 1, 2024, through June 30, 2025
- Approval of First Amendment to Agreement No. BOS-24-059 with Davis Guest Home in the Amount of $250,000 for a New Agreement Total of $633,850, to Provide Residential Care to Mendocino County Lanterman-Petris-Short Clients, Effective July 1, 2024, through June 30, 2025
- Approval of Sixth Amendment to Agreement No. BOS-22-129 with Netsmart Technologies, Inc. in the Amount of $152,978.76 for a New Agreement Total of $2,173,810.41, to Provide Electronic Health Record Databases for Mendocino County Health Services, and Social Services, Effective July 1, 2022, through June 30, 2026
- Adoption of Resolution Amending the Position Allocation Table as Follows: Budget Unit 4013 (Public Health Nursing), Add 1.0 FTE Program Specialist II, $56,721.60 - $68,931.20/Annually; Delete 1.0 FTE, (Position No. 3829) Community Health Services Specialist II, $44,595.20 - $54,204.80/Annually

May 20, 2025

- Approval of Agreement with Alice Cheng, MD in the Amount of $100,000, to Provide Psychiatric Medication Support Services to Mendocino County Behavioral Health and Recovery Services Clients, Effective July 1, 2025, through June 30, 2026

- Approval of Agreement with Mendocino Coast Hospitality Center in the Amount of $56,806.50, to Provide Direct Services and Supportive Care Management Services to Residents with Severe Mental Illness in the Homeless Shelter and Transitional Housing Apartments in Fort Bragg, Effective July 1, 2025, through June 30, 2026
- Approval of Agreement (First Amendment to Agreement PA-25-27) with Farrington Law to Increase the Amount by $23,000 for a New Total of $65,600, to Provide Certification Review Hearings for Individuals under WIC 5150 to Mendocino County Behavioral Health and Recovery Services Beneficiaries, Effective May 1, 2024, through June 30, 2025
- Approval of First Amendment to BOS Agreement No. 24-199 (Second Amendment to Agreement MH-24-016) with Life Generations HealthCare, LLC in the Amount of $64,250 for a New Agreement Total of $165,000 to Provide Residential Care to Mendocino County Lanterman-Petris-Short Clients, Effective July 1, 2024, through June 30, 2025
- Approval of First Amendment to BOS Agreement No. 24-199 (Second Amendment to Agreement MH-24-016) with Life Generations HealthCare, LLC in the Amount of $64,250 for a New Agreement Total of $165,000 to Provide Residential Care to Mendocino County Lanterman-Petris-Short Clients, Effective July 1, 2024, through June 30, 2025

Substance Use Disorders Treatment:

- None.

Future BOS items or presentations:

- Mental Health:
  - Specialty Mental Health Presentation, June 24, 2025
- Substance Use Disorders Treatment:
  - None.

Staffing Updates:

- New Hires:
  - Mental Health: 1
  - Substance Use Disorder Treatment: 1
- Promotions:
  - Mental Health: 2
  - Substance Use Disorder Treatment: 1
- Transfers:
  - Mental Health: 0
  - Substance Use Disorder Treatment: 0
- Departures:
  - Mental Health: 0
  - Substance Use Disorder Treatment: 0
- Percent of Vacancies in Mental Health and Substance Use Disorder Treatment:
  - Mental Health/Mental Health Services Act: 36%
  - Substance Use Disorder Treatment: 27%

- **Audits/Site Reviews: April 2025**

- No audit or site reviews in April 2025

- **Grievances/Appeals:**

April 2025

- MHP Grievances: 0 (received in April)
  - Pending: 0
  - Resolved: 1 (from March)
- SUDT Grievances: 0
- MHSA Issue Resolutions: 0
- Second Opinions: 0
- Change of Provider Requests: 0
  - Pending: 0
  - Resolved: 0
- Provider Appeals: 0
- Consumer Appeals: 0

- **Meetings of Interest:**

- MHSA Forum/QIC on Wednesday, June 4, 2025, 1:00 pm - 3:00 pm Fort Bragg Hospitality Center, 101 N. Franklin St, Fort Bragg 95437 & via Teams

- **Grant Opportunities:**

- BHRS Grants - The department received notice that, unfortunately, our YOR California application was not selected for funding. It was a highly competitive statewide process, and the number of applications received greatly exceeded the available funds. We are currently awaiting the results of our recent grant submission for Building the Healthcare Workforce funding, which we expect to hear about in early June. Additionally, the department is considering applying for a Prop 47 Cohort Grant, which is due on June 23, 2025.

- **Significant Projects/Brief Status:**

Assisted Outpatient Treatment (AOT): AB 1421/Laura's Law April 2025 Data:

Melinda Driggers, AOT Coordinator, is accepting and triaging referrals:

- Referrals to date (duplicated): 167
- 24/25 Total Referrals: 4
- Total that did not meet AOT criteria: 121
- Currently in Investigation/Screening/referral: 1
- Unable to locate/Connect: 0
- Pending Assessment to file Petition: 0
- Settlement Agreement/Full AOT FY 24/25: 2

Notes: There are going to be discrepancies with the number of clients referred and clients that did not meet the criteria. Just because someone was not ordered into AOT does not mean they did not meet the criteria. There are times when the County files a petition and the client does not show up to court, a higher level of care is needed, the client chose to participate in BHC instead, they were incarcerated, the client left the

area, etc.

Most of the referrals AOT receives are from service providers which means the client is already connected to services. When the county AOT Coordinator can contact a client, she assists in connecting them with services they are interested in.

Unable to locate/connect with the client: - even if unable to contact the client the AOT Coordinator does a record review and notifies mobile crisis, mobile outreach, crisis, and the jail discharge planner letting them know we have a referral and need to touch-base with the client. If it looks like the client likely meets the criteria, the AOT Coordinator will put together an investigation report and send it for an assessment just in case they do have contact with the client.

Dual Response Mobile Crisis Response April 2025 Data:

- Total calls: 37
- Unduplicated clients: 32
- Calls resulting in 5150: 2
- Year to date 24/25: 608 total calls;460 unduplicated client; 29 calls resulting in 5150

- **Educational Opportunities:**

- MHSA Forum/QIC Wednesday June 3, 2025, 1:00 pm - 3:00 pm, Fort Bragg Hospitality Center, 101 N Franklin St. 95437

- **Mental Health Services Act (MHSA):**

- Willow Terrace & Orr Creek Commons 2. Units are operating well, support activities via Innovation and Mobile Teams, in addition to SMH services. Current vacancies taking applications via SMH providers.

- **Lanterman Petris Short Conservatorships (LPS):**

Number of individuals on LPS Conservatorships in April 2025:

- Total: 63
- In County: 21
- Out of County: 42
- In: 0, Out: 2

- **Substance Use Disorders Treatment Services:**

Number of Substance Use Disorders Treatment Clients Served in March 2025:

- Total number of clients served: 95
- Total number of services provided: 457
- Fort Bragg: 18 clients served for a total of 88 services provided
- Ukiah: 61 clients served for a total of 317 services provided
- Willits: 16 clients served for a total of 52 services provided

Number of Substance Use Disorder Clients Completion Status:

- Completed Treatment/Recovery: 10
- Left Before Completion: 6
- Lost Contact/Service Unavailable: 7
- Discharged to Rehab Facility: 1
- Other: 2

- **New Contracts:**

- None.

- **Capital Facilities Projects:**

- **Willow Terrace Project and Orr Creek Commons Phase 2:**
- Units are operating well, support activities via Innovation and Mobile Teams, in addition to SMH services. Current vacancies taking applications via SMH providers.
- **CRT: Phoenix House:**
  April 2025:

  - 10 clients; 5 admissions, 6 discharges
  - Total bed days: 204
  - 1 open bed at time of report
  - Success: Two clients moved into TAY housing. Four clients returned to good standing with Probation/Court systems.

- **PHF: Psychiatric Facility:**
  5/16/2025:

  - The HVAC units for the Psychiatric Health Facility have arrived on site, and the crew is currently working on installing hollow metal doors. The fire sprinkler team is scheduled to arrive next week. Insulation and drywall installation is estimated to begin during the week of May 26, 2025. Electrical and plumbing rough-ins are ongoing. Additionally, exterior siding work is in progress, and stucco edge metal and lath are being installed.

Timeliness Charts and Graphs

1.

QI Work Plan 2.1

Length of Time from Initial Request to first offered Appt. - Mean BPSA - MHP Standard or Goal - 10 Business Days - 90%				
	All Services	Adult Services	Children's Services	Foster Care
23/24 Avg.	6	5	7	7
Apr-24	5	5	5	7
May-24	5	5	6	6
Jun-24	6	4	7	N/A
Jul-24	5	5	6	2
Aug-24	5	5	6	1
Sep-24	9	6	10	0
Oct-24	5	5	5	N/A
Nov-24	5	4	5	2
Dec-24	6	5	7	3
Jan-25	9	7	11	10
Feb-25	3	4	3	N/A
Mar-25	4	5	4	7
12 Mo. Avg.	6	5	6	4

Length of Time from Initial Request to first offered Appt. - Median BPSA - MHP Standard or Goal - 10 Business Days - 90%				
	All Services	Adult Services	Children's Services	Foster Care
23/24 Avg.	4	3	5	7
Apr-24	3	4	3	7
May-24	4	4	5	6
Jun-24	4	4	4	N/A
Jul-24	4	4	4	2
Aug-24	5	4	5	1
Sep-24	5	5	6	0
Oct-24	4	5	4	N/A
Nov-24	5	5	5	2
Dec-24	5	5	6	3
Jan-25	8	5	9	10
Feb-25	2	2	2	N/A
Mar-25	3	2	3	9
12 Mo. Avg.	4	4	5	4

Length of Time from Initial Request to first offered Appt. BPSA - MHP Standard or Goal - 10 Business Days - 90%				
	All Services	Adult Services	Children's Services	Foster Care
23/24 Avg.	89%	91%	87%	87%
Apr-24	94%	97%	92%	100%
May-24	93%	89%	96%	100%
Jun-24	92%	96%	89%	N/A
Jul-24	92%	97%	86%	100%
Aug-24	93%	97%	84%	100%
Sep-24	77%	89%	73%	0%
Oct-24	97%	100%	96%	N/A
Nov-24	100%	100%	100%	100%
Dec-24	92%	98%	85%	100%
Jan-25	66%	76%	58%	100%
Feb-25	95%	94%	98%	N/A
Mar-25	95%	94%	97%	100%
12 Mo. Avg.	91%	94%	88%	89%

Graphs of "All Services"

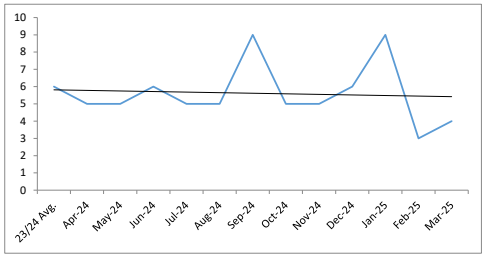

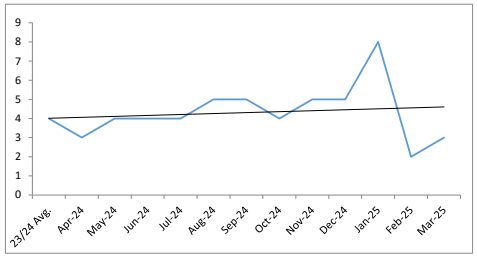

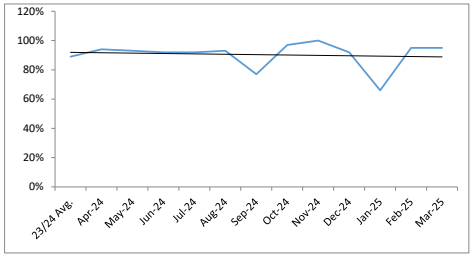

2.

QI Work Plan 2.2

Length of Time from Initial Request to first kept Appt. - Mean MHP Standard or Goal - 10 Business Days - 90%				
	All Services	Adult Services	Children's Services	Foster Care
23/24 Avg.	6	5	7	9
Apr-24	5	5	5	7
May-24	6	7	6	7
Jun-24	5	4	6	N/A
Jul-24	6	5	6	5
Aug-24	6	6	7	1
Sep-24	9	9	10	0
Oct-24	7	7	7	N/A
Nov-24	6	6	6	2
Dec-24	10	8	13	9
Jan-25	12	9	15	15
Feb-25	15	14	17	N/A
Mar-25	12	11	13	7
12 Mo. Avg.	8	8	9	6

Length of Time from Initial Request to first kept Appt. - Median MHP Standard or Goal - 10 Business Days - 90%				
	All Services	Adult Services	Children's Services	Foster Care
23/24 Avg.	4	4	5	9
Apr-24	3	4	3	7
May-24	5	5	4	6
Jun-24	3	3	3	N/A
Jul-24	5	6	5	4
Aug-24	6	7	5	1
Sep-24	8	9	8	0
Oct-24	6	8	6	N/A
Nov-24	6	6	7	2
Dec-24	9	8	10	9
Jan-25	11	13	14	15
Feb-25	16	14	17	N/A
Mar-25	13	12	14	7
12 Mo. Avg.	8	8	8	6

Length of Time from Initial Request to first kept Appt. - MHP Standard or Goal - 10 Business Days - 90%				
	All Services	Adult Services	Children's Services	Foster Care
23/24 Avg.	87%	89%	84%	80%
Apr-24	91%	96%	87%	100%
May-24	85%	78%	91%	100%
Jun-24	96%	100%	92%	N/A
Jul-24	92%	97%	86%	100%
Aug-24	82%	89%	68%	100%
Sep-24	67%	64%	69%	0%
Oct-24	79%	76%	80%	N/A
Nov-24	91%	84%	96%	100%
Dec-24	66%	78%	52%	100%
Jan-25	44%	60%	31%	100%
Feb-25	27%	36%	15%	N/A
Mar-25	34%	41%	27%	50%
12 Mo. Avg.	71%	75%	66%	83%

Graphs of "All Services"

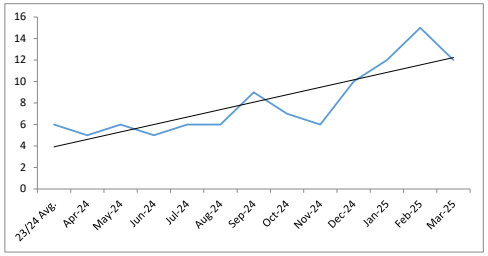

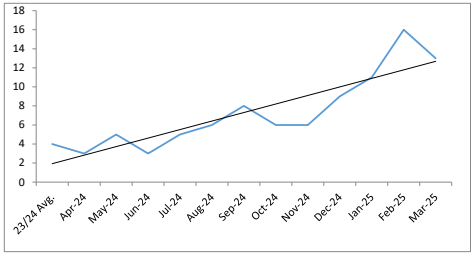

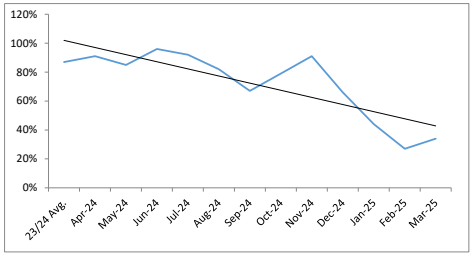

3.

QI Work Plan 2.3

Length of Time from Initial Request to first offered Psychiatry appt. - Mean MHP Standard or Goal - 15 Business Days - 90%				
	All Services	Adult Services	Children's Services	Foster Care
23/24 Avg.	3	3	4	3
Apr-24	4	4	5	n/a
May-24	4	4	6	n/a
Jun-24	4	3	6	n/a
Jul-24	5	5	6	6
Aug-24	5	5	5	6
Sep-24	4	4	6	n/a
Oct-24	6	5	10	n/a
Nov-24	7	7	6	n/a
Dec-24	12	12	n/a	n/a
Jan-25	9	9	n/a	n/a
Feb-25	10	11	9	n/a
Mar-25	5	5	6	n/a
12 Mo. Avg.	6	6	7	6

Length of Time from Initial Request to first offered Psychiatry Appt. - Median MHP Standard or Goal - 15 Business Days - 90%				
	All Services	Adult Services	Children's Services	Foster Care
23/24 Avg.	2	2	4	3
Apr-24	3	2	5	n/a
May-24	4	4	6	n/a
Jun-24	3	3	8	n/a
Jul-24	5	4	6	6
Aug-24	6	6	6	6
Sep-24	3	1	6	n/a
Oct-24	6	5	10	n/a
Nov-24	7	7	7	n/a
Dec-24	9	9	n/a	n/a
Jan-25	7	7	n/a	n/a
Feb-25	10	10	9	n/a
Mar-25	4	4	5	n/a
12 Mo. Avg.	6	5	7	6

Length of Time from Initial Request to first offered Psychiatry Appt. - MHP Standard or Goal - 15 Business Days - 90%				
	All Services	Adult Services	Children's Services	Foster Care
23/24 Avg.	100%	100%	100%	100%
Apr-24	100%	100%	100%	n/a
May-24	100%	100%	100%	n/a
Jun-24	100%	100%	100%	n/a
Jul-24	100%	100%	100%	100%
Aug-24	95%	93%	100%	100%
Sep-24	100%	100%	100%	100%
Oct-24	100%	100%	100%	n/a
Nov-24	100%	100%	100%	n/a
Dec-24	67%	67%	n/a	n/a
Jan-25	100%	100%	n/a	n/a
Feb-25	95%	93%	100%	n/a
Mar-25	100%	100%	100%	n/a
12 Mo. Avg.	96%	96%	100%	100%

Graphs of "All Services"

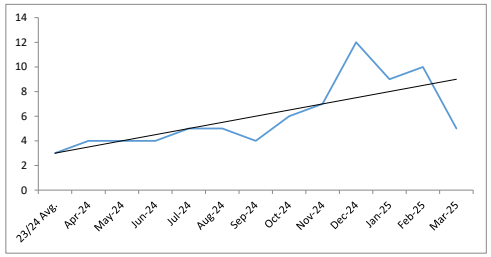

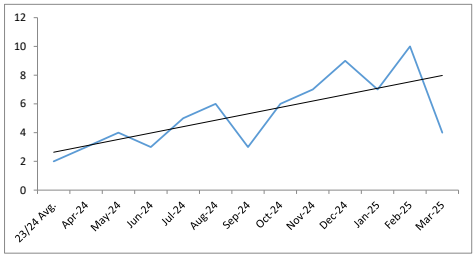

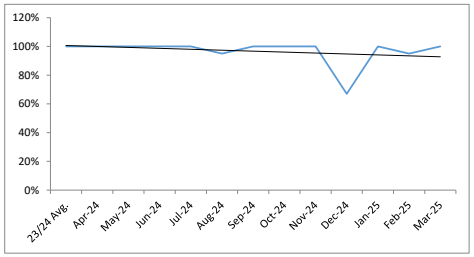

4.

QI Work Plan 2.4

Length of Time from Initial Request to first kept Psychiatry appt. - Mean MHP Standard or Goal - 15 Business Days - 90%				
	All Services	Adult Services	Children's Services	Foster Care
23/24 Avg.	4	4	5	3
Apr-24	5	4	7	N/A
May-24	4	4	5	N/A
Jun-24	4	4	6	N/A
Jul-24	6	5	9	6
Aug-24	5	5	5	6
Sep-24	4	3	6	N/A
Oct-24	6	6	N/A	N/A
Nov-24	9	10	7	N/A
Dec-24	8	8	N/A	N/A
Jan-25	12	12	N/A	N/A
Feb-25	4	4	4	2
Mar-25	7	6	10	N/A
12 Mo. Avg.	6	6	7	5

Length of Time from Initial Request to first kept Psychiatry Appt. - Median MHP Standard or Goal - 15 Business Days - 90%				
	All Services	Adult Services	Children's Services	Foster Care
23/24 Avg.	2	3	5	3
Apr-24	3	3	5	N/A
May-24	3	3	6	N/A
Jun-24	3	3	8	N/A
Jul-24	5	4	6	6
Aug-24	5	4	5	6
Sep-24	1	1	6	N/A
Oct-24	5	5	N/A	N/A
Nov-24	10	11	8	N/A
Dec-24	8	8	N/A	N/A
Jan-25	13	13	N/A	N/A
Feb-25	2	2	2	2
Mar-25	6	4	10	N/A
12 Mo. Avg.	5	5	6	5

Length of Time from Initial Request to first kept Psychiatry Appt. - MHP Standard or Goal - 15 Business Days - 90%				
	All Services	Adult Services	Children's Services	Foster Care
23/24 Avg.	96%	98%	94%	100%
Apr-24	94%	100%	83%	N/A
May-24	100%	100%	100%	N/A
Jun-24	95%	94%	100%	N/A
Jul-24	96%	100%	86%	100%
Aug-24	93%	91%	100%	100%
Sep-24	100%	100%	100%	100%
Oct-24	100%	100%	N/A	N/A
Nov-24	100%	100%	100%	N/A
Dec-24	100%	100%	N/A	N/A
Jan-25	100%	100%	100%	100%
Feb-25	96%	95%	100%	100%
Mar-25	95%	94%	100%	N/A
12 Mo. Avg.	97%	98%	97%	100%

Graphs of "All Services"

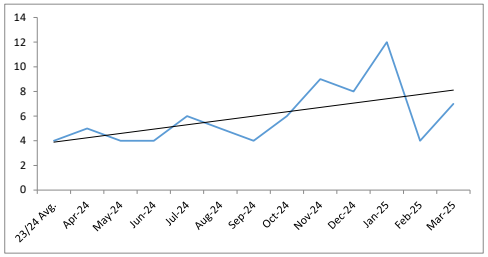

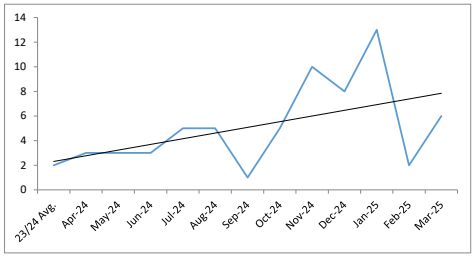

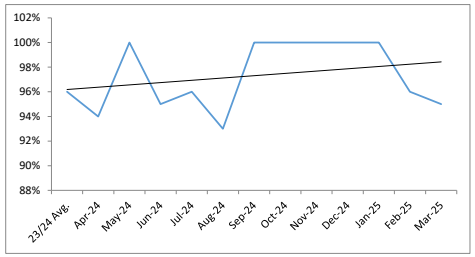

5.

QI Work Plan 2.5
Combined Bus & After Hrs

Length of Time from Service Request for urgent Appt. to Actual Encounter Mean - MHP Standard or Goal - 95% (Minutes)	All Services	Adult Services	Children's Services	Foster Care
23/24 Avg.	13	13	13	n/a
Apr-24	12	9	25	n/a
May-24	19	17	33	n/a
Jun-24	21	23	5	n/a
Jul-24	11	10	21	n/a
Aug-24	11	11	12	n/a
Sep-24	8	8	6	n/a
Oct-24	11	12	3	n/a
Nov-24	6	6	16	n/a
Dec-24	7	6	13	n/a
Jan-25	48	41	108	n/a
Feb-25	56	53	66	n/a
Mar-25	7	7	9	n/a
12 Mo. Avg.	18	17	26	#DIV/0!

Length of Time from Service Request for urgent Appt. to Actual Encounter Median - MHP Standard or Goal - 95% (Minutes)	All Services	Adult Services	Children's Services	Foster Care
23/24 Avg.	1	2	1	n/a
Apr-24	0	0	0	n/a
May-24	1	0	15	n/a
Jun-24	0	4	0	n/a
Jul-24	0	0	13	n/a
Aug-24	0	0	6	n/a
Sep-24	0	0	0	n/a
Oct-24	0	0	0	n/a
Nov-24	0	0	0	n/a
Dec-24	0	0	0	n/a
Jan-25	7	6	115	n/a
Feb-25	0	12	66	n/a
Mar-25	0	0	0	n/a
12 Mo. Avg.	1	2	18	#DIV/0!

Length of Time from Service Request for urgent Appt. to Actual Encounter Percent of CIC meeting MHP Goal: 95% w/in 1 Hr (Bus-Hrs) & 2 Hr (After-Hrs)	All Services	Adult Services	Children's Services	Foster Care
23/24 Avg.	97%	97%	96%	n/a
Apr-24	96%	98%	86%	n/a
May-24	95%	97%	82%	n/a
Jun-24	92%	91%	100%	n/a
Jul-24	98%	98%	92%	n/a
Aug-24	98%	98%	100%	n/a
Sep-24	99%	98%	100%	n/a
Oct-24	98%	98%	100%	n/a
Nov-24	99%	99%	96%	n/a
Dec-24	98%	98%	97%	n/a
Jan-25	81%	84%	50%	n/a
Feb-25	75%	78%	64%	n/a
Mar-25	99%	100%	97%	n/a
12 Mo. Avg.	94%	95%	89%	#DIV/0!

Graphs of "All Services"

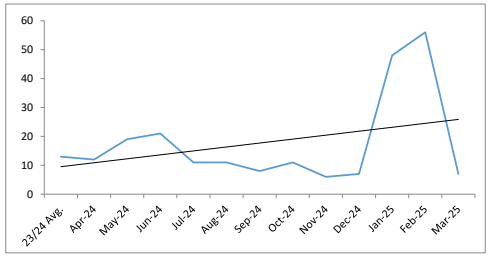

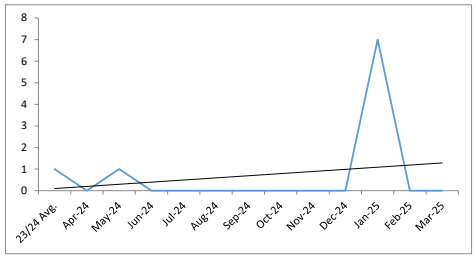

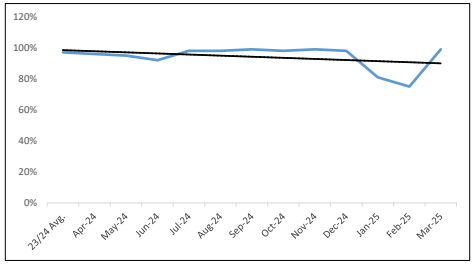

6.

QI Work Plan 2.6a & 2.6c

Total Number of Hospital Admissions	All Services	Adult Services	Children's Services	Foster Care
23/24 Avg.	44	37	7	0
Apr-24	41	34	7	0
May-24	56	45	11	0
Jun-24	38	35	3	0
Jul-24	49	38	11	0
Aug-24	37	30	7	0
Sep-24	43	35	9	1
Oct-24	53	42	11	0
Nov-24	45	39	6	0
Dec-24	46	43	3	0
Jan-25	21	16	5	0
Feb-25	40	30	10	0
Mar-25	26	20	6	0
12 Mo. Avg.	41	34	7	0
12 Mo. Tota	495	407	89	1

Total Number of Hospital Discharges	All Services	Adult Services	Children's Services	Foster Care
23/24 Avg.	33	28	5	0
Apr-24	30	27	3	0
May-24	32	26	6	0
Jun-24	21	17	4	0
Jul-24	29	25	4	0
Aug-24	24	17	7	0
Sep-24	18	14	4	0
Oct-24	20	15	5	0
Nov-24	11	8	3	0
Dec-24	21	21	0	0
Jan-25	16	12	4	0
Feb-25	23	15	8	0
Mar-25	32	24	8	0
12 Mo. Avg.	23	18	5	0
12 Mo. Tota	277	221	56	0

Graphs of "All Services"

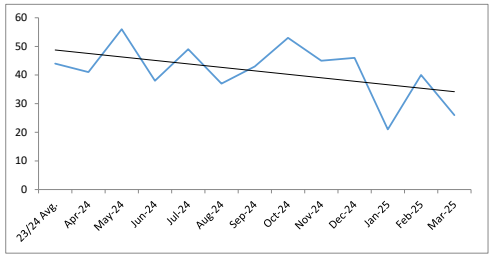

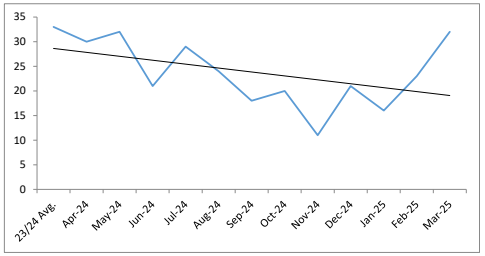

QI Work Plan 2.6b

Timeliness of follow-up encounters post psychiatric inpatient discharge Total number of Medi-Cal payor follow-up appointments				
	All Services	Adult Services	Children's Services	Foster Care
23/24 Avg.	18	15	3	0
Apr-24	12	10	2	0
May-24	19	14	5	0
Jun-24	18	17	1	0
Jul-24	13	11	2	0
Aug-24	10	7	3	0
Sep-24	9	6	3	0
Oct-24	11	7	4	0
Nov-24	4	3	1	0
Dec-24	15	15	0	0
Jan-25	10	9	1	0
Feb-25	13	7	6	0
Mar-25	8	8	0	0
12 Mo. Avg.	12	10	2	0
12 Mo. Tota	142	114	28	0

Timeliness of follow-up encounters post psychiatric inpatient discharge Percent of appointments meeting the within 7 day standard - Goal is 95%				
	All Services	Adult Services	Children's Services	Foster Care
23/24 Avg.	96%	97%	89%	100%
Apr-24	100%	100%	100%	N/A
May-24	100%	100%	100%	N/A
Jun-24	100%	100%	100%	100%
Jul-24	100%	100%	100%	N/A
Aug-24	100%	100%	100%	N/A
Sep-24	100%	100%	100%	N/A
Oct-24	100%	100%	100%	N/A
Nov-24	100%	100%	100%	N/A
Dec-24	67%	67%	N/A	N/A
Jan-25	80%	78%	100%	N/A
Feb-25	54%	57%	50%	N/A
Mar-25	63%	63%	N/A	N/A
12 Mo. Avg.	89%	89%	95%	100%

Graphs of "All Services"

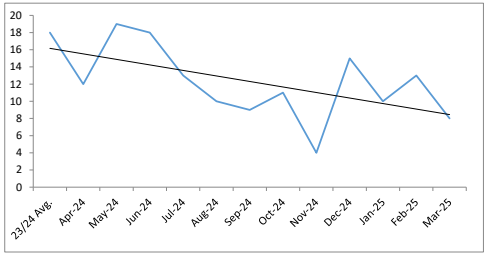

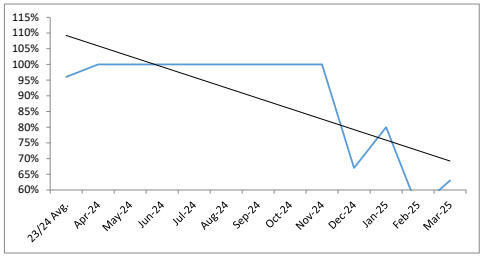

7.0

QI Work Plan 2.7

Psychiatric Inpatient Readmission rates within 7 days Total number of readmissions within 7 days of discharge				
	All Services	Adult Services	Children's Services	Foster Care
23/24 Avg.	2	2	0	0
Apr-24	6	5	1	0
May-24	1	1	0	0
Jun-24	2	2	0	0
Jul-24	2	2	0	0
Aug-24	0	0	0	0
Sep-24	0	0	0	0
Oct-24	0	0	0	0
Nov-24	4	3	1	0
Dec-24	6	6	1	0
Jan-25	3	3	0	0
Feb-25	2	2	0	0
Mar-25	4	2	2	0
12 Mo. Avg.	3	2	0	0
Total	30	26	5	0

Psychiatric Inpatient Readmission rates within 7 days Readmission Rate - Goal is 10% or less within 7 days				
	All Services	Adult Services	Children's Services	Foster Care
23/24 Avg.	7%	7%	6%	0%
Apr-24	20%	19%	33%	n/a
May-24	3%	4%	0%	n/a
Jun-24	10%	12%	0%	n/a
Jul-24	7%	8%	0%	n/a
Aug-24	0%	0%	0%	n/a
Sep-24	0%	0%	0%	0%
Oct-24	0%	0%	0%	n/a
Nov-24	36%	38%	33%	n/a
Dec-24	29%	29%	0%	n/a
Jan-25	19%	25%	0%	n/a
Feb-25	9%	13%	0%	n/a
Mar-25	13%	8%	25%	n/a
12 Mo. Avg.	12%	13%	8%	0%
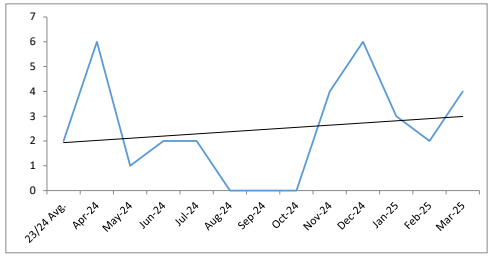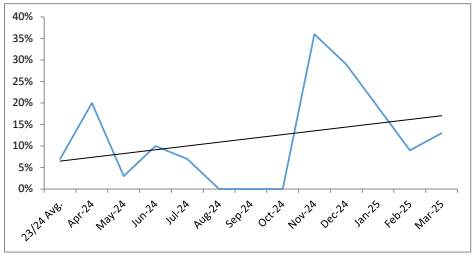
Graphs of "All Services"